

# Moving Beyond Cyanoarene Thermally Activated Delayed Fluorescence Compounds as Photocatalysts: An Assessment of the Performance of a Pyrimidyl Sulfone Photocatalyst in Comparison to 4CzIPN

Megan Amy Bryden, Francis Millward, Tomas Matulaitis, Dongyang Chen, Marco Villa, Andrea Fermi, Sultan Cetin, Paola Ceroni,\* and Eli Zysman-Colman\*



Cite This: <https://doi.org/10.1021/acs.joc.2c01137>



Read Online

ACCESS |



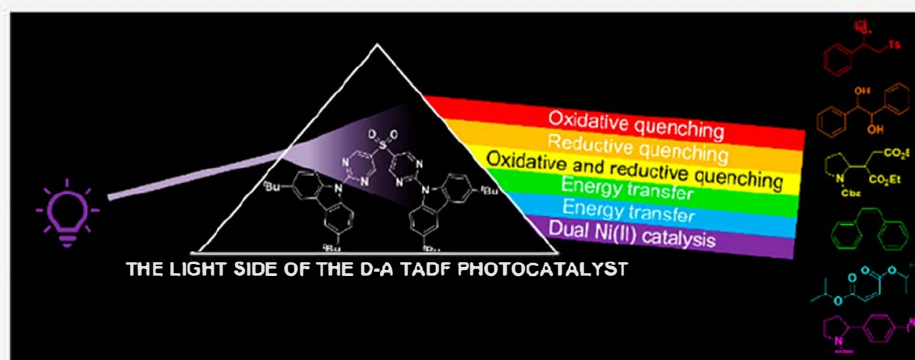
Metrics & More



Article Recommendations



Supporting Information



**ABSTRACT:** Carbazolyl dicyanobenzene (CDCB) derivatives exhibiting thermally activated delayed fluorescence (TADF) have shown themselves to be excellent photocatalysts over recent years, particularly 4CzIPN, although investigation into organic TADF compounds as photocatalysts outside of the CDCB group has been limited. Herein, we report an alternative donor–acceptor TADF structure, 9,9'-(sulfonylbis(pyrimidine-5,2-diyl))bis(3,6-di-*tert*-butyl-9H-carbazole), pDTCz-DPmS, for use as a photocatalyst (PC). A comparison of the electrochemical and photophysical properties of pDTCz-DPmS with 4CzIPN in a range of solvents identifies the former as a better ground state reducing agent and photoreductant, while both exhibit similar oxidation capabilities in the ground and excited state. The increased conjugation of pDTCz-DPmS relative to 4CzIPN presents a more intense CT band in the UV–vis absorption spectrum, aiding in the light absorption of this molecule. Prompt and delayed emission lifetimes are observed for pDTCz-DPmS, confirming the TADF nature, both of which are sufficiently long-lived to participate in productive photochemistry. These combined properties make pDTCz-DPmS useful in photocatalysis reactions, covering a range of photoredox oxidative and reductive quenching reactions, as well as those involving a dual Ni(II) cocatalyst, alongside energy transfer processes. The higher triplet energy and increased photostability of pDTCz-DPmS compared with 4CzIPN were found to be advantages of this organic PC.

## INTRODUCTION

Over the last two decades, photoredox catalysis has become a widespread and useful tool in organic synthesis.<sup>1–3</sup> This is in part due to the use of much milder reaction conditions in photocatalysis in comparison to the typically higher temperatures and stoichiometric use of reductants, some of which are toxic, often required in traditional thermal synthesis. Additionally, photocatalysis provides alternative and new chemoselectivity, allowing a route to synthons not easily accessible using other synthetic methodologies.<sup>4,5</sup> As such, photocatalysis has received a resurgence of interest, with just under 17 000 papers published on this topic between 2020 and 2021 combined.<sup>6</sup>

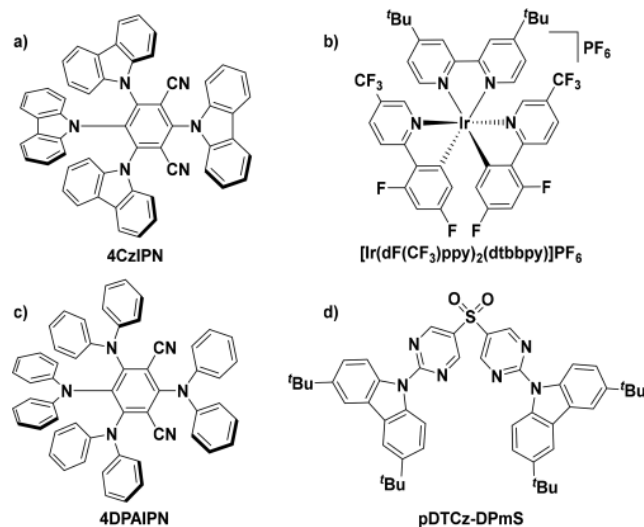
Typically, transition metal complexes based on ruthenium(II) or iridium(III) metals have been the most popular photocatalysts used in homogeneous photocatalysis on account of their well understood and desirable photophysical properties, including their visible-light absorption, long-lived excited states, and versatile redox potentials that can be easily tuned

**Special Issue:** Progress in Photocatalysis for Organic Chemistry

**Received:** May 16, 2022

through variation of the ligand field around the metal.<sup>7</sup> However, issues related to the toxicity, natural abundance of these metals, and associated costs have motivated the search for alternative photocatalysts, with both earth-abundant metal complexes<sup>8</sup> and organic compounds<sup>3</sup> identified as potentially viable options for their replacement.

Particularly, since 2016 the organic compound 2,4,5,6-tetra(9*H*-carbazol-9-yl)isophthalonitrile, **4CzIPN**, (Figure 1a)



**Figure 1.** Structures of (a) **4CzIPN**, (b) [Ir(dF(CF<sub>3</sub>)ppy)<sub>2</sub>(dtbbpy)]PF<sub>6</sub>, (c) **4DPAIPN**, and (d) **pDTCz-DPmS**.

has become a popular choice as a photocatalyst.<sup>9–11</sup> First developed as an emitter for organic light-emitting diodes (OLEDs),<sup>12</sup> this compound possesses remarkably similar photophysical properties to the commonly used [Ir(dF(CF<sub>3</sub>)ppy)<sub>2</sub>(dtbbpy)]PF<sub>6</sub> [(dF(CF<sub>3</sub>)ppy) = 2-(2,4-difluorophenyl)-5-(trifluoromethyl)pyridinato and dtbbpy = 4,4'-di-*tert*-butyl-2,2'-bipyridine] (Figure 1b).<sup>13,14</sup> **4CzIPN** absorbs into the visible region of the electromagnetic spectrum ( $\lambda_{\text{abs}} = 435$  nm in MeCN),<sup>11</sup> has a long-lived excited state lifetime as it shows thermally activated delayed fluorescence (TADF), ( $\tau_p = 18.7$  ns and  $\tau_d = 1390$  ns in MeCN,<sup>15</sup> where  $\tau_p$  and  $\tau_d$  refer to the prompt and delayed fluorescence lifetimes, respectively), and possesses a suitable range of redox potentials (Table 1). **4CzIPN** is composed of an isophthalonitrile acceptor core, decorated with four carbazole electron donor moieties. The steric interactions between adjacent carbazole groups create large torsions between the donor groups to the isophthalonitrile unit. The resultant highly twisted structure ensures that the highest occupied molecular orbital (HOMO) is localized on the donor groups while the lowest unoccupied molecular orbital (LUMO) is located on the acceptor phthalonitrile

moiety, leading to a small exchange integral and a correspondingly small singlet–triplet excited state energy gap,  $\Delta E_{\text{ST}}$ . The suitably small  $\Delta E_{\text{ST}}$  is required for the observed TADF associated with this compound.<sup>16</sup>

A particular benefit of donor–acceptor organic TADF compounds such as **4CzIPN** lies in the facility to modulate their optoelectronic properties through modification of the structures of the donor or acceptor units, which, due to their relatively small electronic coupling, impact mostly independently the HOMO and LUMO levels, respectively.<sup>17</sup> This facile tuning of the photophysical and electrochemical properties is an attractive and beneficial quality, one that historically has been challenging to achieve with organic photocatalysts.<sup>18,19</sup> Moreover, organic TADF photocatalysts present an opportunity to access both the singlet and triplet excited states for photochemistry, whether this be through an electron or energy transfer mechanism.<sup>9</sup> In terms of electron transfer, accessing the singlet excited state is advantageous in that it is a more potent oxidant and reductant than the corresponding more stabilized triplet state, the latter of which is only available to heavy transition metal complexes. For energy transfer photocatalysis, organic TADF compounds have the ability to participate in both Förster and Dexter energy transfer, while again, heavy metal complexes are typically limited to only Dexter energy transfer.

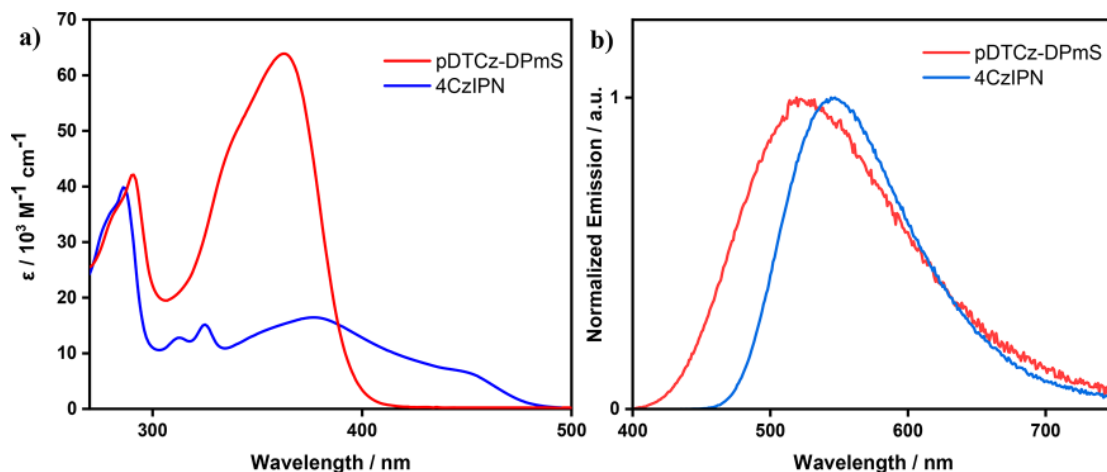
To date, there are now over 200 reports that demonstrate the use of **4CzIPN** and related donor–acceptor compounds, such as **4DPAIPN** (Figure 1c), as effective photocatalysts.<sup>9,20</sup> Despite the thousands of examples of organic TADF compounds used as emitters in OLEDs,<sup>17</sup> very few of these compounds have been investigated as potential photocatalysts.<sup>9</sup> Recently, imidazoacridine-based TADF compounds were shown to be effective energy transfer photocatalysts in [2 + 2] cycloadditions.<sup>21</sup> The work of Kwon et al.<sup>22</sup> is notable as they computationally explored a wide variety of donor–acceptor architectures as potential photocatalysts in polymerization reactions. Their study revealed that a selection of donor–acceptor compounds incorporating a sulfone acceptor unit showed useful photocatalytic activity in these reactions.

Inspired by this report, we identified a donor–acceptor sulfone-containing compound, 9,9'-(sulfonylbis(pyrimidine-5,2-diyl))bis(3,6-di-*tert*-butyl-9*H*-carbazole), **pDTCz-DPmS**, (Figure 1d), that we had previously developed as a TADF emitter in OLEDs,<sup>23</sup> for use as a potential photocatalyst. This compound possesses a wider ground state redox window, a longer delayed lifetime, and is significantly more (photo)-reducing than **4CzIPN** (Table 1). An initial version of this work was deposited in ChemRxiv on May 6th, 2022.<sup>24</sup>

**Table 1.** Selected Optoelectronic Properties of **4CzIPN** and **pDTCz-DPmS**<sup>a</sup>

compound	$\lambda_{\text{abs}}$ (nm)	$\lambda_{\text{PL}}$ (nm)	$E_{0,0}$ (eV)	$\Delta E_{\text{ST}}$ (eV)	$\tau_p$ (ns)	$\tau_d$ ( $\mu$ s)	$E_{\text{ox}}$ (V)	$E_{\text{red}}$ (V)	$E_{\text{ox}}^*$ (V)	$E_{\text{red}}^*$ (V)
<b>4CzIPN</b>	448	544	2.60	0.12 <sup>b</sup>	24.6 <sup>b</sup>	2.04 <sup>b</sup>	1.51	−1.21	−1.09	1.39
<b>pDTCz-DPmS</b>	363	524	3.01	0.27	3.0	3.4	1.57	−1.67	−1.44	1.34

<sup>a</sup>Values are reported in dichloromethane (DCM).  $E_{0,0}$  determined from the intersection point between the normalized absorption and emission spectra.  $\Delta E_{\text{ST}}$  was calculated as the difference of the first singlet ( $E_{\text{S1}}$ ) and first triplet ( $E_{\text{T1}}$ ) excited state energies ( $\Delta E_{\text{ST}} = E_{\text{S1}} - E_{\text{T1}}$ ), estimated from the onsets of the prompt fluorescence and phosphorescence spectra at 77 K, respectively.  $\tau_p$  and  $\tau_d$  refer to the prompt and delayed fluorescence lifetimes, respectively. Redox potentials are reported vs SCE and are obtained from the maxima of the oxidation and reduction waves in the DPV.  $E_{\text{ox}}^* = E_{\text{ox}} - E_{0,0}$  and  $E_{\text{red}}^* = E_{\text{red}} + E_{0,0}$ . <sup>b</sup>Values taken from ref 15 in DCM.



**Figure 2.** (a) UV–vis absorption spectra and (b) PL spectra for **4CzIPN** and **pDTCz-DPmS** in DCM.  $\lambda_{\text{exc}} = 420$  nm for **4CzIPN** and 360 nm for **pDTCz-DPmS**. Measurements performed at room temperature under air.

## RESULTS AND DISCUSSION

### Electrochemical and Photophysical Characterization.

The relevant electrochemical and photophysical data of **pDTCz-DPmS** were first ascertained in a range of different polarity solvents to reflect the medium used in the photocatalytic testing (vide infra) and these results were cross-compared with density functional theory (DFT) calculations (vide infra). The solvents tetrahydrofuran (THF), dichloromethane (DCM), *N,N*-dimethylformamide (DMF), and acetonitrile (MeCN) were chosen for investigation due to their frequent use as the medium in photocatalytic reactions.

The DFT calculations conducted on **pDTCz-DPmS** in the aforementioned solvents indicated that little to no change would be observed when changing solvent polarity, the  $S_1$  predicted energy remained at 3.47 eV in all solvents, while the  $T_1$  energy increased from 2.97 eV in THF and DCM to 2.98 eV in the more polar DMF and MeCN (Table S8). Despite the theoretical  $\Delta E_{\text{ST}}$  value being too large to be considered TADF (0.50 eV in THF and DCM or 0.49 eV in DMF and MeCN), these results were consistent with our previous gas-phase DFT calculations on this molecule,<sup>23</sup> and it was later confirmed in our subsequent measurements that **pDTCz-DPmS** does indeed display TADF character when dissolved in these solvents, with much smaller experimental  $\Delta E_{\text{ST}}$ .

Cyclic voltammetry (CV) and differential pulse voltammetry (DPV) measurements for **pDTCz-DPmS** and **4CzIPN** permitted the determination of the ground and excited state redox potentials, thermodynamic parameters that are of greatest relevance to photoredox catalysis to assess the feasibility of the single electron transfer (SET) events. Measurements were obtained in THF, DCM, DMF, and MeCN; due to poor solubility in MeCN, no measurements were possible in this solvent for **pDTCz-DPmS**. The solvent windows for THF and DMF are limited in the oxidation range, hence the oxidation potentials could not be determined in these solvents.

The CVs of **pDTCz-DPmS** show both chemically irreversible oxidation and reduction waves, while **4CzIPN** exhibits an irreversible oxidation wave and reversible reduction wave in most solvents (Figure S5 of the Supporting Information, SI). The redox potentials for both compounds are provided in Table S1. While the ground state oxidation potentials in DCM of **4CzIPN** and **pDTCz-DPmS** are similar

at 1.51 V and 1.57 V, respectively, the latter compound exhibits a significantly more negative ground state reduction potential (−1.21 V and −1.67 V, respectively, in DCM), implying that **pDTCz-DPmS** will be a more effective ground state reducing agent. Small variations of up to 50 mV in  $E_{\text{red}}$  are obtained for both compounds as a function of solvent polarity. Generally, with increasing solvent polarity, a more negative  $E_{\text{red}}$  value is observed. Due to the small electrochemical windows of THF and DMF, the impact of solvent polarity on  $E_{\text{ox}}$  could not be determined.

The UV–vis absorption spectra of **4CzIPN** and **pDTCz-DPmS** are similar, with both compounds possessing low energy charge transfer (CT) bands ( $\lambda_{\text{abs}} = 448$  and 363 nm, respectively, in DCM). Due to the greater conjugation between donor and acceptor in **pDTCz-DPmS**, which is a result of its more planar conformation, these CT bands are much more intense (Figure 2a). The onset of absorption is significantly more red-shifted in **4CzIPN** in comparison to **pDTCz-DPmS**. There is a limited degree of negative solvatochromic effect observed for both compounds (Figure S6), reflecting a decrease in the transition dipole moment of the compounds in the excited state in these solvents.

The normalized steady-state photoluminescence (PL) spectra of **4CzIPN** and **pDTCz-DPmS** in DCM are presented in Figure 2b. The Gaussian band shape, alongside the observed positive solvatochromism (Figure S6), provide evidence of the charge transfer (CT) character of the emissive excited state. The optical gap,  $E_{0,0}$  identified from the intersection point between the normalized absorption and emission spectra (Table S2) are 2.60 and 3.01 eV for **4CzIPN** and **pDTCz-DPmS**, respectively, in DCM. **pDTCz-DPmS** displays a much larger  $E_{0,0}$  than **4CzIPN**, irrespective of solvent. This is due to both the emission of **pDTCz-DPmS** being slightly blue-shifted relative to **4CzIPN** ( $\lambda_{\text{PL}} = 524$  and 544 nm in DCM, respectively) as well as the red-shifted CT absorption band present in **4CzIPN** compared to that in **pDTCz-DPmS**. As a result, **pDTCz-DPmS** has an optical gap  $\sim 0.5$  eV larger than that of **4CzIPN**; thus, **pDTCz-DPmS** has a wider excited state redox window (Table S1). The excited state reduction potentials are relatively similar, regardless of solvent choice ( $E_{\text{red}}^* = 1.34$  and 1.39 V for **pDTCz-DPmS** and **4CzIPN** in DCM, respectively), while **pDTCz-DPmS** is a considerably

Table 2. Selected Photophysical Properties for pDTCz-DPmS in Toluene, THF, DCM, and DMF<sup>a</sup>

solvent	toluene	THF	DCM	DMF
$\Phi_{\text{PL}}$ (%)	42 (28)	17 (14)	7.0 (5.8)	2.0 (1.4)
$\Phi_{\text{PROMPT}}/\Phi_{\text{TADF}}$	2.0	4.7	4.8	2.3
$k_{\text{ISC}}$ (s <sup>-1</sup> ) <sup>b</sup>	$6.36 \times 10^7$	$1.78 \times 10^8$	$1.17 \times 10^8$	$3.12 \times 10^7$
$k_{\text{RISC}}$ (s <sup>-1</sup> ) <sup>b</sup>	$1.39 \times 10^5$	$2.65 \times 10^5$	$4.53 \times 10^5$	$5.19 \times 10^5$
$\tau_{\text{p}}$ (ns) [weighting (%)]	7.3 (54)	3 (59)	3 (68)	4 (89)
$\tau_{\text{d}}$ ( $\mu$ s) [weighting (%)]	13.4 (46)	8.1 (41)	3.4 (32)	2.2 (11)
$E_{\text{S}_1}$ (eV)	3.20	3.09	3.20	3.13
$E_{\text{T}_1}$ (eV)	2.95	2.93	2.93	2.97
$\Delta E_{\text{ST}}$ (eV)	0.25	0.16	0.27	0.16

<sup>a</sup>Photoluminescence quantum yields,  $\Phi_{\text{PL}}$ , were determined under deaerated conditions while the values in parentheses refer to the air-equilibrated solutions. Prompt and delayed lifetimes ( $\tau_{\text{p}}$  and  $\tau_{\text{d}}$ , respectively) were recorded at room temperature under vacuum using  $\lambda_{\text{exc}} = 378$  nm. The first excited singlet ( $E_{\text{S}_1}$ ) and triplet energies ( $E_{\text{T}_1}$ ) were determined by the onset of the room temperature photoluminescence and 77 K phosphorescence spectra, respectively. <sup>b</sup>Rates are determined using the method and assumptions outlined in reference 27.

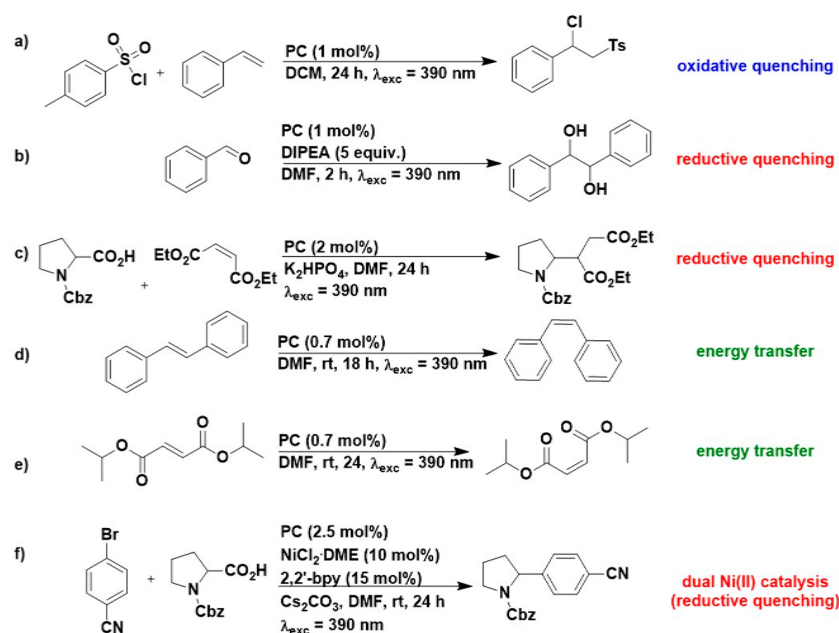


Figure 3. Photocatalysis reactions investigated: (a) oxidative quenching, (b and c) reductive quenching, (d and e) energy transfer, and (f) dual metallocatalysis with a Ni(II) cocatalyst.

stronger photoreductant than 4CzIPN ( $E_{\text{ox}}^* = -1.44$  V and  $-1.09$  V, respectively, in DCM).

The photoluminescence quantum yields of pDTCz-DPmS, measured in degassed conditions, are strongly dependent on the solvent polarity with a value of 42% in toluene and 2% in DMF solution (Table 2). In an attempt to better ascertain trends associated with the solvent polarity, toluene was also employed as a solvent for photophysical measurements since it is nonpolar. The photoluminescence quantum yields measured under air-equilibrated solution correspond roughly to the prompt emission and show a similar trend. The ratio of the prompt and delayed emission quantum yield changes from 2:1 in toluene and DMF to almost 5:1 in THF and DCM, without a clear trend evident with respect to the solvent polarity.

The time-resolved PL decays of pDTCz-DPmS were measured for  $10^{-5}$  M solutions under vacuum at room temperature (Figure S7). In toluene, THF, DCM, and DMF, the emission decays with biexponential kinetics (Table 2). The prompt emission occurs with a 3 to 7 ns lifetime ( $\tau_{\text{p}}$ ) in all four solvents, while the microsecond-range delayed emission lifetime,  $\tau_{\text{d}}$ , becomes shorter with increasing solvent polarity.

Regardless of solvent, the excited states of both compounds are sufficiently long-lived to participate in photocatalysis. The faster TADF decay of 4CzIPN can be linked to the larger reverse intersystem crossing (RISC) rate and is indicative of a smaller  $\Delta E_{\text{ST}}$  (0.12 and 0.27 eV for 4CzIPN and pDTCz-DPmS, respectively, in DCM).

For 4CzIPN, Adachi et al. found that with increasing solvent polarity,  $k_{\text{ISC}}$  between  $S_1$  to  $T_1$  decreases (from  $5.1 \times 10^7$  s<sup>-1</sup> in toluene to  $2.2 \times 10^6$  s<sup>-1</sup> in MeCN).<sup>15</sup> This was hypothesized to be a result of the interaction between the singlet excited state of 4CzIPN and solvent molecules, which suppressed  $k_{\text{ISC}}$  as has been seen in carbene and fluorenone systems.<sup>25,26</sup> Indeed, Wang et al. suggested that in the carbene system, the solvated carbene must first be desolvated before ISC can occur, thus causing the  $k_{\text{ISC}}$  to decrease. This trend in  $k_{\text{ISC}}$  was proposed to be the reason behind the decrease in the photoluminescence quantum yield ( $\Phi_{\text{PL}}$ ) in more polar solvents (94% and 18% for toluene and MeCN, respectively). By contrast, the value of  $k_{\text{RISC}}$  was found to increase with solvent polarity (from  $2.7 \times 10^6$  s<sup>-1</sup> in toluene to  $1.4 \times 10^7$  s<sup>-1</sup>

in MeCN). These findings are similarly reflected in the trends observed for **pDTCz-DPmS** (Table 2).

**Photocatalysis Investigations.** The potential of **pDTCz-DPmS** to act as a photocatalyst was subsequently evaluated in a range of prototypical photochemical reactions that cover the suite of commonly encountered mechanisms: reductive quenching, oxidative quenching, energy transfer, and dual metallaphotocatalysis with a Ni(II) cocatalyst (Figure 3). The performance of **pDTCz-DPmS** was cross-compared with that of **4CzIPN** as well as the reference photocatalysts previously reported for these reactions.

**Oxidative Quenching.** We first assessed the potential of **pDTCz-DPmS** as a photocatalyst in an atom transfer radical addition (ATRA) reaction with styrene and tosyl chloride (TsCl).<sup>28,29</sup> Reiser et al. had employed transition metal PCs such as [Cu(dap)<sub>2</sub>]Cl or [Ru(bpy)<sub>3</sub>](PF<sub>6</sub>)<sub>2</sub>, affording under the optimized conditions 96% or 80% of the coupled product, respectively, for the substrates shown in Figure 3a.<sup>30</sup> The proposed mechanism involves an oxidative quench of the excited PC by TsCl, generating a tosyl radical and a halide anion. The tosyl radical is then proposed to add to the olefin, with the resultant radical being oxidized by the oxidized photocatalyst, closing the photocatalytic cycle. The PC must be sufficiently photoreducing to reduce TsCl ( $E_{\text{red}} = -0.94$  V vs SCE)<sup>30</sup> while being capable in its oxidized form to oxidize the carbon-centered radical intermediate. For the copper PCs, the proposed mechanism also involved coordination of the substrates to the metal center, hence for simplicity, [Ru(bpy)<sub>3</sub>](PF<sub>6</sub>)<sub>2</sub> was used as the reference PC for comparison as [Cu(dap)<sub>2</sub>]Cl may be implicated in both inner sphere and outer sphere electron transfer chemistry.

The literature yield of [Ru(bpy)<sub>3</sub>](PF<sub>6</sub>)<sub>2</sub> obtained by Reiser et al. using 455 nm CREE XP LEDs as the light source and MeCN as the solvent for 24 h could be replicated using our photocatalytic setup (80% vs 81%, respectively) when matching the conditions as closely as possible, with the use of a 456 nm Kessil lamp being the only significant change. However, these conditions needed to be altered to 390 nm irradiation in DCM due to the absorption profile and solubility of **pDTCz-DPmS**. Under these conditions, the yield obtained from [Ru(bpy)<sub>3</sub>](PF<sub>6</sub>)<sub>2</sub> dropped to 64%. On the basis of the redox potentials (Table 3), we envisaged that both **4CzIPN**

**Table 3. Average <sup>1</sup>H NMR Yields Obtained in the ATRA Reaction and Relevant Redox Potentials of the Photocatalysts<sup>a</sup>**

photocatalyst	$E_{\text{ox}}$ (V)	$E_{\text{ox}}^*$ (V)	<sup>1</sup> H NMR yield (%)
[Ru(bpy) <sub>3</sub> ](PF <sub>6</sub> ) <sub>2</sub>	1.42	-0.86	64 ± 3(80) <sup>b</sup>
4CzIPN	1.51	-1.09	10 ± 1
pDTCz-DPmS	1.57	-1.44	16 ± 2

<sup>a</sup>Redox potentials reported vs SCE and in DCM unless otherwise noted. Values in parentheses indicate the <sup>1</sup>H NMR yield obtained in the literature. Reaction conditions followed are those shown in Figure 3 (refer to SI for further details). <sup>b</sup>Value taken from ref 30 using 455 nm irradiation and MeCN as the solvent.

and **pDTCz-DPmS** could promote this transformation, particularly the latter. Unfortunately, while both could photocatalyze the reaction, they do so in poor yields of 10% and 16%, respectively, with a considerable amount of unreacted styrene detected in the reaction mixture by <sup>1</sup>H NMR spectroscopy. It is unclear at this point why the organic

TADF photocatalysts perform so much more poorly than [Ru(bpy)<sub>3</sub>](PF<sub>6</sub>)<sub>2</sub>.

**Reductive Quenching.** We next assessed **pDTCz-DPmS** as a photocatalyst in two reductive quenching reactions: the pinacol coupling of benzaldehyde (Figure 3b); as well as the decarboxylative addition of *N*-Cbz-Pro to diethyl maleate (Figure 3c). In the former, the proposed mechanism involves reductive quenching of the PC by diisopropylethylamine (DIPEA), followed by reduction of benzaldehyde by the reduced PC, facilitated by the presence of the Lewis acidic radical cation of DIPEA.<sup>31</sup> The iridium PC, [Ir(ppy)<sub>2</sub>(dtbbpy)]PF<sub>6</sub>, provided a reported yield of 44% under the conditions of Rueping et al. involving 11 W 450 nm LEDs with MeCN as the solvent for 15 h, which is matched using our setup (Table 4) utilizing 390 nm Kessil lamps, DMF as the solvent and a reaction time of only 2 h.

Pleasingly, **pDTCz-DPmS** photocatalyzed this reaction but again, despite ostensibly having a larger thermodynamic driving force, the NMR yield falls short of that obtained for **4CzIPN** (Table 4) when conducting the reaction for a period of 2 h. This may be linked to the molar absorptivity,  $\epsilon$ , of the two photocatalysts at 390 nm, of which the  $\epsilon$  for **4CzIPN** is higher ( $14.9 \times 10^3$  M<sup>-1</sup> cm<sup>-1</sup> vs  $12.8 \times 10^3$  M<sup>-1</sup> cm<sup>-1</sup>, for **4CzIPN** and **pDTCz-DPmS**, respectively, see Figure 2a). Since  $\epsilon$  is linked to the rate of reaction,<sup>32</sup> the low yield may be explained by slower reaction kinetics; note that the reaction time is only 2 h, following the conditions of Wenger et al.<sup>33</sup> Increasing the reaction time to 24 h resulted in a much larger reaction yield for **pDTCz-DPmS** whereas there was only a minor difference in yield when **4CzIPN** was used as the PC (Table 4), resulting in comparable yields for the two PCs. Under our conditions, the reaction was also found to proceed without the need for a photocatalyst, this is termed the background reaction. Although the background reaction does also increase with the longer time period (Table S4), this cannot fully account for the increase in yield for **pDTCz-DPmS**. Notably, PCs such as [Ru(bpy)<sub>3</sub>](PF<sub>6</sub>)<sub>2</sub> cannot turn over this transformation as documented in the literature<sup>31,33</sup> and reproduced with our setup.

The decarboxylative addition of *N*-Cbz-Pro to diethyl maleate (Figure 3c) was selected as a model reaction to investigate oxidative photocatalysis through a reductive quenching cycle; both [Ir(dF(CF<sub>3</sub>)ppy)<sub>2</sub>(dtbbpy)]PF<sub>6</sub> and **4CzIPN** have been shown to be highly effective and both of them were described to be reductively quenched by the deprotonated form of *N*-Cbz-Pro.<sup>18,34</sup> According to these literature reports, the PC must be capable of first oxidizing the *N*-Cbz-Pro carboxylate ( $E_{\text{ox}} = 0.68$  V vs SCE in DMF for *tert*-butylammonium *N*-Cbz-Pro salt, Figure S17) as well as being suitably reducing in the ground state to reduce the in situ generated  $\alpha$ -acyl radical, as depicted in Scheme 1. The literature yield of 93% obtained using [Ir(dF(CF<sub>3</sub>)ppy)<sub>2</sub>(dtbbpy)]PF<sub>6</sub> could be replicated in our setup (Table 4), while with **4CzIPN** as the PC, the yield obtained was higher than that reported by Zeitler et al. (99% vs 80%, respectively).

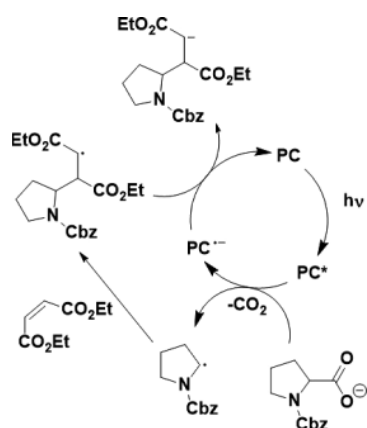
**pDTCz-DPmS** could also photocatalyze this reaction but at a lower yield of 64% (Table 4). We investigated the mechanism of the photoreaction to provide insight into the origin of the differences in yields compared to the previously reported photocatalysts. We did not observe any quenching of the prompt fluorescence upon addition of the reagents. To our surprise, we observed a strong quenching of the delayed

**Table 4. Average <sup>1</sup>H NMR Yields Obtained for the Reductive Quenching Reactions and Relevant Redox Potentials of the Photocatalysts<sup>a</sup>**

photocatalyst	$E_{\text{red}}$ (V)	$E_{\text{red}}^*$ (V)	reaction	<sup>1</sup> H NMR yield (%)
[Ir(ppy) <sub>2</sub> (dtbbpy)]PF <sub>6</sub>	-1.42	1.08	Pinacol coupling	43 ± 3 74 ± 3 <sup>b</sup> (44) <sup>c</sup>
4CzIPN	-1.24	1.40	Pinacol coupling	68 ± 0 76 ± 3 <sup>b</sup>
pDTCz-DPmS	-1.62	1.48	Pinacol coupling	32 ± 1 80 ± 3 <sup>b</sup>
[Ir(dF(CF <sub>3</sub> )ppy) <sub>2</sub> (dtbbpy)]PF <sub>6</sub>	-1.27	1.46	decarboxylative addition	99 ± 0 (93) <sup>d</sup>
4CzIPN	-1.24	1.40	decarboxylative addition	99 ± 0 (80) <sup>e</sup>
pDTCz-DPmS	-1.62	1.48	decarboxylative addition	64 ± 3

<sup>a</sup>Redox potentials reported vs SCE and in DMF unless otherwise noted. Values in parentheses indicate the <sup>1</sup>H NMR yield obtained in literature unless otherwise noted. Yields for the pinacol reaction refer to combined yield of the meso:dl isomers. Reaction conditions followed are those shown in Figure 3 unless otherwise noted (refer to SI for further details). <sup>b</sup>Reaction run for 24 h. <sup>c</sup>Value taken from ref 31 using MeCN as the solvent, 2 equiv. NBu<sub>3</sub> (in replacement of DIPEA) and 450 nm irradiation for 15 h. <sup>d</sup>Value taken from ref 34 using 26 W CFL and is an isolated yield using dimethyl maleate as the substrate. <sup>e</sup>Value taken from ref 18 using 455 nm LEDs in MeCN and is an isolated yield.

### Scheme 1. Literature Reported Proposed Mechanism for the Decarboxylative Addition of *N*-Cbz-Pro to Diethyl Maleate<sup>a,35</sup>



<sup>a</sup>Reproduced from *J. Am. Chem. Soc.*, 2014, 136 (14), 5257–5260. Copyright 2014 American Chemical Society.

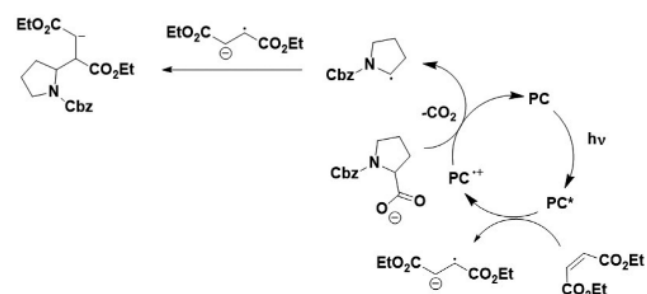
fluorescence of pDTCz-DPmS in degassed DMF solution upon addition of diethyl maleate ( $k_q = 7.0 \times 10^8 \text{ M}^{-1} \text{ s}^{-1}$ , Figure S11). Upon addition of *N*-Cbz-Pro, quenching was observed only in the presence of K<sub>2</sub>HPO<sub>4</sub> and only after a few hours stirring (due to the limited solubility of the base in DMF). The efficiency of quenching of pDTCz-DPmS was evaluated at the same concentrations used in the reaction conditions for diethyl maleate and *N*-Cbz-Pro (in the presence of K<sub>2</sub>HPO<sub>4</sub>): 85% of the excited states are deactivated by diethyl maleate quenching, 8% by *N*-Cbz-Pro quenching and 7% decays by intramolecular processes (see SI for more details). In comparison, for 4CzIPN quenching is observed only for *N*-Cbz-Pro in the presence of K<sub>2</sub>HPO<sub>4</sub> and only after a few hours stirring (Figure S12). No quenching is observed after addition of diethyl maleate.

On the basis of the reduction potential of diethyl maleate ( $E_{\text{red}} = -1.43 \text{ V}$  vs SCE in DMF, Figure S17), oxidative quenching of pDTCz-DPmS ( $E_{\text{ox}}^* = -1.44 \text{ V}$  vs SCE in DCM) by diethyl maleate is thermodynamically feasible, while this is not the case for 4CzIPN ( $E_{\text{ox}}^* = -1.09 \text{ V}$  vs SCE in DCM). To

ensure the quenching of pDTCz-DPmS by diethyl maleate was occurring through SET, and not by energy transfer via a *Z* → *E* isomerization process, the irradiation of diethyl maleate in the presence of pDTCz-DPmS was conducted. As expected from the reported triplet energies of the maleate and fumarate isomers ( $E_T = 3.08$  and  $2.87 \text{ eV}$ , respectively),<sup>36</sup> pDTCz-DPmS ( $E_T = 2.97$  in DMF) could not isomerize diethyl maleate (see SI for more details), therefore we can confidently conclude that this quenching process proceeds via SET.

Combining these experimental observations prompted us to propose an alternative (Scheme 2) and competitive mechanism to that outlined in Scheme 1.

### Scheme 2. Proposed Reaction Mechanism for the Decarboxylative Addition of Diethyl Maleate to *N*-Cbz-Pro When Using pDTCz-DPmS as a Photocatalyst Based on Our Experimental Observations



We also contend that photosubstitution of 4CzIPN under the reaction conditions may additionally play a role in the yields obtained. Indeed, König et al. have recently reported that dicyanobenzene-based PCs undergo photosubstitution of one of the cyano groups when irradiated in the presence of carboxylic acids and base.<sup>37</sup> The resultant photosubstituted product is significantly more photoreducing, in part based on the larger  $E_{0,0}$  evidenced by the blue shift of the absorption spectrum. On the basis of this report, we assessed the photostability of 4CzIPN and pDTCz-DPmS in the presence of *N*-Cbz-Pro and base (Figures S13 and S14), which revealed the photosubstitution of 4CzIPN while pDTCz-DPmS is

Table 5. Average  $^1\text{H}$  NMR Yields Obtained in the E/Z Isomerization Reaction and Triplet Energy Level of the Photocatalysts<sup>a</sup>

photocatalyst	$E_T$ (eV)	alkene	$^1\text{H}$ NMR yield (%)
[Ru(bpy) <sub>3</sub> ](PF <sub>6</sub> ) <sub>2</sub>	2.13 <sup>d</sup>	<i>E</i> -stilbene	81 ± 1 (87) <sup>c</sup>
[Ir(dF(CF <sub>3</sub> )ppy) <sub>2</sub> (dtbbpy)]PF <sub>6</sub>	2.65 <sup>b</sup>	diisopropyl fumarate	58 ± 1 (88:12)
4CzIPN	2.59 <sup>e</sup>	<i>E</i> -stilbene	87 ± 1 (87:13) <sup>c</sup>
		diisopropyl fumarate	6 ± 1 (0:100) <sup>c</sup>
pDTCz-DPmS	2.97	<i>E</i> -stilbene	63 ± 4
		diisopropyl fumarate	81 ± 2

<sup>a</sup>Triplet energy level reported in DMF and obtained at 77 K unless otherwise noted. Values in parentheses indicate the  $^1\text{H}$  NMR yield or the Z/E ratio obtained in the literature. Reaction conditions followed are those shown in Figure 3 (refer to SI for further details). <sup>b</sup>Value taken from ref 44 and was determined in MeCN from the emission maximum. <sup>c</sup>Values taken from ref 38 using a 26 W CFL as the irradiation source. <sup>d</sup>Value taken from ref 45 and determined in an ethanol:methanol (4:1 v/v) glass at 77 K. <sup>e</sup>Value taken from ref 46 and was determined in 2-methyltetrahydrofuran at 77 K.

photostable. The photosubstitution experiment was repeated under the exact reaction conditions, namely in the presence of a radical trap in the form of diethyl maleate. Again, the photosubstitution of 4CzIPN was observed, while pDTCz-DPmS remained photostable (Figures S15 and S16).

**Energy Transfer.** Having demonstrated the potential of pDTCz-DPmS as a photoredox catalyst in reactions that proceed by both oxidative and reductive quenching mechanisms, we next explored this compound in the context of an energy transfer photocatalytic reaction. We first investigated the E/Z isomerization of stilbene (Figure 3d), following the conditions employed by Zhang et al.<sup>38</sup> Reaction yields are shown in Table 5. The photocatalytic isomerization of alkenes is a well-documented process<sup>39–41</sup> that proceeds via a Dexter energy transfer mechanism. For Dexter energy transfer to be operational, there must be orbital overlap between the donor and acceptor, which can be achieved through bimolecular collisions in an intermolecular reaction. Additionally, spectral overlap between the emission of the energy donor (the photocatalyst) and absorption of the energy acceptor (the *E*-alkene) is required. Triplet energy levels of the PC and the substrate are typically used to crudely assess whether the energy transfer is thermodynamically feasible. To prevent photocatalyzed isomerization of the *Z*-alkene back to the *E*-alkene, the triplet state of the PC must be of intermediate energy to those of the configurational isomers. For stilbene, the  $E_T$  are 2.2 and 2.5 eV, respectively, for the *E* and *Z* isomers.<sup>42</sup> In the photocatalyzed isomerization, the *E*-isomer can be selectively photoexcited to its triplet state, forming a triplet diradical intermediate that is then free to rotate to form the thermodynamically less stable *Z*-isomer.

When using *E*-stilbene as the substrate, pDTCz-DPmS successfully forms the isomeric product, although it only does so in a moderate yield of 63% while for 4CzIPN, the yield of the *Z* isomer is higher at 87%. This is a result of 4CzIPN possessing a more suitable  $E_T$  to sensitize the *E*-isomer while the  $E_T$  for pDTCz-DPmS is considerably higher, and thus there is a lack of chemoselectivity to selectively sensitize only the *E*-isomer. By contrast, when exploring the E/Z isomerization of diisopropyl fumarate (Figure 3e), a higher triplet energy alkene ( $E_T = 2.7$  and 3.1 eV, respectively, for the *E* and *Z* isomers),<sup>43</sup> pDTCz-DPmS provides a significantly greater yield than 4CzIPN (81% and 6%, respectively), as well as outperforming the literature photocatalyst [Ir(dF(CF<sub>3</sub>)-

ppy)<sub>2</sub>(dtbbpy)]PF<sub>6</sub> (58%). In this example, a higher photocatalyst  $E_T$  level is required to efficiently sensitize the substrate, which pDTCz-DPmS can provide, while 4CzIPN cannot. The E/Z directionality of the diisopropyl fumarate isomerization process is facilitated by the stabilizing  $n_{\text{O}} \rightarrow \pi_{\text{C}=\text{O}}^*$  interaction of the *Z*-isomer, which reduces the conjugation of the product chromophore and raises the triplet energy of the maleate isomer.<sup>36</sup>

**Dual Catalysis with a Ni(II) Cocatalyst.** Finally, we investigated the potential of pDTCz-DPmS in a commonly used Ni-cocatalyzed metallaphotocatalysis reaction involving the cross-coupling of carboxylic acids with aryl halides (Figure 3f).<sup>11</sup> The proposed mechanism involves the reductive quenching of the excited PC by the carboxylate to yield an alkyl radical following decarboxylation. Closure of the photocatalytic cycle occurs by SET from the reduced PC to the Ni(I) species. Additionally, the PC is proposed to be responsible for the in situ generation of the active Ni(0) species through two SET reductions ( $E_{\text{red}}(\text{Ni}^{\text{II}}/\text{Ni}^{\text{I}}) = -1.2$  V vs SCE in DMF).<sup>47</sup> As a result, the PC must be moderately photooxidizing as well as sufficiently reducing in the ground state.

pDTCz-DPmS afforded the coupled product in a yield of 72%, although this is lower than the quantitative 99% yield obtained with 4CzIPN (Table 6). Zhang et al. also found that despite having appropriate redox potentials, some donor–acceptor PCs failed to perform as well as 4CzIPN, which they tentatively attributed to their inferior photochemical stability under the reaction conditions.<sup>11</sup> We suspect this is again linked to a combination of the photosubstitution of 4CzIPN (in

Table 6. Average  $^1\text{H}$  NMR Yields Obtained in the Dual Catalysis Reaction and Relevant Redox Potentials of the Photocatalysts<sup>a</sup>

photocatalyst	$E_{\text{red}}$ (V)	$E_{\text{red}}^*$ (V)	$^1\text{H}$ NMR yield (%)
4CzIPN	-1.24	1.40	99 ± 1 (82) <sup>b</sup>
pDTCz-DPmS	-1.62	1.48	72 ± 4

<sup>a</sup>Redox potentials reported vs SCE in DMF unless otherwise noted. Values in parentheses indicate the isolated yield obtained in the literature. Reaction conditions followed are those shown in Figure 3 (refer to SI for further details). <sup>b</sup>Value taken from ref 11 using *N*-Boc-Pro irradiated by a 26 W CFL for 10 h and is an isolated yield.

contrast to the photostability of pDTCz-DPmS) as shown in Figures S13–S16, as well as the possibility of an alternative oxidative quenching mechanism being in operation, as previously discussed for reaction 3c.

## CONCLUSIONS

We have identified a donor–acceptor TADF compound that can perform competitively in a range of photocatalytic reactions with the commonly used 4CzIPN, encompassing a variety of different mechanisms. In the aforementioned results, the ability of pDTCz-DPmS to act as a PC in comparison to 4CzIPN is consistently explored. Given the much stronger photoreducing capacity of pDTCz-DPmS, relative to 4CzIPN, we envisage that the former will be a much more potent PC in reactions that proceed via an oxidative quenching mechanism, particularly when an alternative reductive quenching pathway is not possible. Moreover, pDTCz-DPmS stands to be an effective candidate for photoinduced energy transfer reactions for substrates with challengingly high triplet energies, due to its higher  $E_T$  of  $\sim 0.4$  eV compared to 4CzIPN. Indeed, pDTCz-DPmS has triplet energy more reflective of benzophenone ( $E_T = 3.00$  eV), a well-known efficient energy transfer photocatalyst.<sup>48</sup> The much-improved photostability of pDTCz-DPmS relative to 4CzIPN under the reaction conditions investigated presents an additional advantage of this compound. As such, our study shows that TADF donor–acceptor compounds beyond 4CzIPN and the CDCB family can not only be employed but also can perform even more efficiently than this popular organic photocatalyst.

## ASSOCIATED CONTENT

### Supporting Information

The Supporting Information is available free of charge at <https://pubs.acs.org/doi/10.1021/acs.joc.2c01137>.

Synthetic procedures, NMR spectra, electrochemistry, details of DFT calculations (including coordinates of optimized structures), luminescence studies, and photocatalysis setup (PDF)

## AUTHOR INFORMATION

### Corresponding Authors

Eli Zysman-Colman – *Organic Semiconductor Centre, EaStCHEM School of Chemistry, University of St Andrews, St Andrews, Fife KY16 9ST, United Kingdom*; [orcid.org/0000-0001-7183-6022](https://orcid.org/0000-0001-7183-6022); Phone: +44-1334 463826; Email: [eli.zysman-colman@st-andrews.ac.uk](mailto:eli.zysman-colman@st-andrews.ac.uk); Fax: +44-1334 463808

Paola Ceroni – *Department of Chemistry Ciamician, University of Bologna, 40126 Bologna, Italy; Center for Chemical Catalysis–C3, University of Bologna, 40126 Bologna, Italy*; [orcid.org/0000-0001-8916-1473](https://orcid.org/0000-0001-8916-1473); Email: [paola.ceroni@unibo.it](mailto:paola.ceroni@unibo.it)

### Authors

Megan Amy Bryden – *Organic Semiconductor Centre, EaStCHEM School of Chemistry, University of St Andrews, St Andrews, Fife KY16 9ST, United Kingdom*  
Francis Millward – *Organic Semiconductor Centre, EaStCHEM School of Chemistry, University of St Andrews, St Andrews, Fife KY16 9ST, United Kingdom*

Tomas Matulaitis – *Organic Semiconductor Centre, EaStCHEM School of Chemistry, University of St Andrews, St Andrews, Fife KY16 9ST, United Kingdom*

Dongyang Chen – *Organic Semiconductor Centre, EaStCHEM School of Chemistry, University of St Andrews, St Andrews, Fife KY16 9ST, United Kingdom*

Marco Villa – *Department of Chemistry Ciamician, University of Bologna, 40126 Bologna, Italy*; [orcid.org/0000-0002-1792-159X](https://orcid.org/0000-0002-1792-159X)

Andrea Fermi – *Department of Chemistry Ciamician, University of Bologna, 40126 Bologna, Italy; Center for Chemical Catalysis–C3, University of Bologna, 40126 Bologna, Italy*; [orcid.org/0000-0003-1080-0530](https://orcid.org/0000-0003-1080-0530)

Sultan Cetin – *Department of Chemistry Ciamician, University of Bologna, 40126 Bologna, Italy*

Complete contact information is available at: <https://pubs.acs.org/10.1021/acs.joc.2c01137>

## Notes

The authors declare no competing financial interest.

The research data supporting this publication can be accessed at <https://doi.org/10.17630/831e6094-2936-49af-985d-110f16e23f6a>.

## ACKNOWLEDGMENTS

We are grateful to the University of St Andrews, Syngenta, the EPSRC Centre for Doctoral Training in Critical Resource Catalysis (CRITICAT) for financial support [Ph.D. studentship to “M.B.”; Grant code: EP/L016419/1]. We thank Umicore AG for the gift of materials. E.Z.-C. is a Royal Society Leverhulme Trust Senior Research fellow (SRF\R1\201089). E.Z.-C., S.C., and P.C. acknowledge the European Union H2020 research and innovation program under the Marie Skłodowska Curie Grant Agreement (PhotoReAct, No 956324).

## REFERENCES

- (1) Crisenza, G. E. M.; Melchiorre, P. Chemistry Glows Green with Photoredox Catalysis. *Nat. Commun.* 2020, 11, 803–806.
- (2) McAtee, R. C.; McClain, E. J.; Stephenson, C. R. J. Illuminating Photoredox Catalysis. *Trends Chem.* 2019, 1, 111–125.
- (3) Romero, N. A.; Nicewicz, D. A. Organic Photoredox Catalysis. *Chem. Rev.* 2016, 116 (116), 10075–10166.
- (4) Noel, T.; Zysman-Colman, E. The Promise and Pitfalls of Photocatalysis for Organic Synthesis. *Chem. Catal.* 2022, 2, 468–476.
- (5) Buzzetti, L.; Crisenza, G. E. M.; Melchiorre, P. Mechanistic Studies in Photocatalysis. *Angew. Chem. Int. Ed.* 2019, 58, 3730–3747.
- (6) SciFinder search on the topic of “photocatalysis <https://scifinder.cas.org/scifinder/view/scifinder/scifinderExplore.jsf>” (accessed January 2022).
- (7) Prier, C. K.; Rankic, D. A.; MacMillan, D. W. C. Visible Light Photoredox Catalysis with Transition Metal Complexes: Applications in Organic Synthesis. *Chem. Rev.* 2013, 113 (7), 5322–5363.
- (8) Robertson, N.; Hockin, B. M.; Li, C.; Zysman-Colman, E. Photoredox Catalysts Based on Earth-Abundant Metal Complexes. *Catal. Sci. Technol.* 2019, 9, 889–915.
- (9) Bryden, M. A.; Zysman-Colman, E. Organic Thermally Activated Delayed Fluorescence (TADF) Compounds Used in Photocatalysis. *Chem. Soc. Rev.* 2021, 50, 7587–7680.
- (10) Shang, T.; Lu, L.; Cao, Z.; Liu, Y.; He, W.; Yu, B. Recent Advances of 1,2,3,5-Tetrakis(Carbazol-9-Yl)-4,6-Dicyanobenzene (4CzIPN) in Photocatalytic Transformations. *Chem. Commun.* 2019, 55, 5408–5419.



- (11) Luo, J.; Zhang, J. Donor-Acceptor Fluorophores for Visible-Light-Promoted Organic Synthesis: Photoredox/Ni Dual Catalytic C(Sp<sup>3</sup>)-C(Sp<sup>2</sup>) Cross-Coupling. *ACS Catal.* **2016**, *6* (2), 873–877.
- (12) Uoyama, H.; Goushi, K.; Shizu, K.; Nomura, H.; Adachi, C. Highly Efficient Organic Light-Emitting Diodes from Delayed Fluorescence. *Nature* **2012**, *492* (7428), 234–238.
- (13) Lowry, M. S.; Goldsmith, J. L.; Slinker, J. D.; Rohl, R.; Pascal, R. A.; Malliaras, G. G.; Bernhard, S. Single-Layer Electroluminescent Devices and Photoinduced Hydrogen Production from an Ionic Iridium (III) Complex. *Chem. Mater.* **2005**, *17*, 5712–5719.
- (14) Teegardin, K.; Day, J. I.; Chan, J.; Weaver, J. Advances in Photocatalysis: A Microreview of Visible Light Mediated Ruthenium and Iridium Catalyzed Organic Transformations. *Org. Process Res. Dev.* **2016**, *20*, 1156–1163.
- (15) Ishimatsu, R.; Matsunami, S.; Shizu, K.; Adachi, C.; Nakano, K.; Imato, T. Solvent Effect on Thermally Activated Delayed Fluorescence by 1,2,3,5-Tetrakis(Carbazol-9-Yl)-4,6-Dicyanobenzene. *J. Phys. Chem. A* **2013**, *117* (27), 5607–5612.
- (16) Penfold, T. J.; Dias, F. B.; Monkman, A. P. The Theory of Thermally Activated Delayed Fluorescence for Organic Light Emitting Diodes. *Chem. Commun.* **2018**, *54* (32), 3926–3935.
- (17) Wong, M. Y.; Zysman-Colman, E. Purely Organic Thermally Activated Delayed Fluorescence Materials for Organic Light-Emitting Diodes. *Adv. Mater.* **2017**, *29*, 1605444.
- (18) Speckmeier, E.; Fischer, T. G.; Zeitler, K. A Toolbox Approach To Construct Broadly Applicable Metal-Free Catalysts for Photoredox Chemistry: Deliberate Tuning of Redox Potentials and Importance of Halogens in Donor - Acceptor Cyanoarenes. *J. Am. Chem. Soc.* **2018**, *140*, 15353–15365.
- (19) Vega-Peñalosa, A.; Mateos, J.; Companyó, X.; Escudero-Casao, M.; Dell'Amico, L. A Rational Approach to Organo-Photocatalysis: Novel Designs and Structure-Property Relationships. *Angew. Chem. Int. Ed.* **2021**, *60* (3), 1082–1097.
- (20) Singh, P. P.; Srivastava, V. Recent Advances of 4DPAIPN in Photocatalytic Transformations. *Org. Biomol. Chem.* **2021**, *19*, 313–321.
- (21) Sauve, E.; Mayder, D.; Kamal, S.; Oderinde, M. S.; Hudson, Z. An Imidazoacridine-Based TADF Material as Effective Organic Photosensitizer for Visible-Light-Promoted [2 + 2] Cycloaddition. *Chem. Sci.* **2022**, *13*, 2296–2302.
- (22) Singh, V. K.; Yu, C.; Badgujar, S.; Kim, Y.; Kwon, Y.; Kim, D.; Lee, J.; Akhter, T.; Thangavel, G.; Park, L. S.; Lee, J.; Nandajan, P. C.; Wannemacher, R.; Milián-Medina, B.; Lüer, L.; Kim, K. S.; Gierschner, J.; Kwon, M. S. Highly Efficient Organic Photocatalysts Discovered via a Computer-Aided-Design Strategy for Visible-Light-Driven Atom Transfer Radical Polymerization. *Nat. Catal.* **2018**, *1* (10), 794–804.
- (23) Dos Santos, P. L.; Chen, D.; Rajamalli, P.; Matulaitis, T.; Cordes, D. B.; Slawin, A. M. Z.; Jacquemin, D.; Zysman-Colman, E.; Samuel, I. D. W. Use of Pyrimidine and Pyrazine Bridges as a Design Strategy to Improve the Performance of Thermally Activated Delayed Fluorescence Organic Light Emitting Diodes. *ACS Appl. Mater. Interfaces* **2019**, *11* (48), 45171–45179.
- (24) Bryden, M. A.; Millward, F.; Matulaitis, T.; Villa, M.; Fermi, A.; Cetin, S.; Ceroni, P.; Zysman-Colman, E. Moving Beyond Cyanoarene Thermally Activated Delayed Fluorescence Compounds as Photocatalysts: An Assessment of the Performance of a Pyrimidyl Sulfone Photocatalyst in Comparison to 4CzIPN. *Chem. Rxiv* **2022** DOI: 10.26434/chemrxiv-2022-n4pvq.
- (25) Wang, J.; Kubicki, J.; Peng, H.; Platz, M. S. Influence of Solvent on Carbene Intersystem Crossing Rates. *J. Am. Chem. Soc.* **2008**, *130*, 6604–6609.
- (26) Biczok, L.; Berces, T.; Marta, F. Substituent, Solvent, and Temperature Effects on Radiative and Nonradiative Processes of Singlet Excited Fluorenone Derivatives. *J. Phys. Chem.* **1993**, *97*, 8895–8899.
- (27) Dias, F. B.; Santos, J.; Graves, D. R.; Data, P.; Nobuyasu, R. S.; Fox, M. A.; Batsanov, A. S.; Palmeira, T.; Berberan-Santos, M. N.; Bryce, M. R.; Monkman, A. P. The Role of Local Triplet Excited States and D-A Relative Orientation in Thermally Activated Delayed Fluorescence: Photophysics and Devices. *Adv. Sci.* **2016**, *3*, 1600080.
- (28) Pintauer, T.; Matyjaszewski, K. Atom Transfer Radical Addition and Polymerization Reactions Catalyzed by Ppm Amounts of Copper Complexes. *Chem. Soc. Rev.* **2008**, *37* (6), 1087–1097.
- (29) Arceo, E.; Montroni, E.; Melchiorre, P. Photo-Organocatalysis of Atom-Transfer Radical Additions to Alkenes. *Angew. Chem. Int. Ed.* **2014**, *53* (45), 12064–12068.
- (30) Hossain, A.; Engl, S.; Lutsker, E.; Reiser, O. Visible-Light-Mediated Regioselective Chlorosulfonylation of Alkenes and Alkynes: Introducing the Cu(II) Complex [Cu(Dap)Cl<sub>2</sub>] to Photochemical ATRA Reactions. *ACS Catal.* **2019**, *9* (2), 1103–1109.
- (31) Nakajima, M.; Fava, E.; Loescher, S.; Jiang, Z.; Rueping, M. Photoredox-Catalyzed Reductive Coupling of Aldehydes, Ketones, and Imines with Visible Light. *Angew. Chem. Int. Ed.* **2015**, *54* (30), 8828–8832.
- (32) Harper, K. C.; Moschetta, E. G.; Bordawekar, S. V.; Wittenberger, S. J. A Laser Driven Flow Chemistry Platform for Scaling Photochemical Reactions. *ACS Cent. Sci.* **2019**, *5*, 109–115.
- (33) Schmid, L.; Kerzig, C.; Prescimone, A.; Wenger, O. S. Photostable Ruthenium(II) Isocyanoborato Luminophores and Their Use in Energy Transfer and Photoredox Catalysis. *JACS Au* **2021**, *1* (6), 819–832.
- (34) Chu, L.; Ohta, C.; Zuo, Z.; MacMillan, D. W. C. Carboxylic Acids as A Traceless Activation Group for Conjugate Additions: A Three-Step Synthesis of (±)-Pregabalin. *J. Am. Chem. Soc.* **2014**, *136* (31), 10886–10889.
- (35) Zuo, Z.; Macmillan, D. W. C. Decarboxylative Arylation of  $\alpha$ -Amino Acids via Photoredox Catalysis: A One-Step Conversion of Biomass to Drug Pharmacophore. *J. Am. Chem. Soc.* **2014**, *136* (14), 5257–5260.
- (36) Nevesely, T.; Molloy, J. J.; McLaughlin, C.; Brüß, L.; Daniliuc, C. G.; Gilmour, R. Leveraging the N $\rightarrow$  $\pi^*$  Interaction in Alkene Isomerization by Selective Energy Transfer Catalysis. *Angew. Chem. Int. Ed.* **2022**, *61* (2), No. e202113600.
- (37) Grotjahn, S.; König, B. Photosubstitution in Dicyanobenzene-Based Photocatalysts. *Org. Lett.* **2021**, *23*, 3146–3150.
- (38) Lu, J.; Pattengale, B.; Liu, Q.; Yang, S.; Shi, W.; Li, S.; Huang, J.; Zhang, J. Donor-Acceptor Fluorophores for Energy-Transfer-Mediated Photocatalysis. *J. Am. Chem. Soc.* **2018**, *140*, 13719–13725.
- (39) Cai, W.; Fan, H.; Ding, D.; Zhang, Y.; Wang, W. Synthesis of Z-Alkenes via Visible Light Promoted Photocatalytic e<sup>-</sup>  $\rightarrow$  Z Isomerization under Metal-Free Conditions. *Chem. Commun.* **2017**, *53* (96), 12918–12921.
- (40) Metternich, J. B.; Artiukhin, D. G.; Holland, M. C.; Von Bremen-Kuhne, M.; Neugebauer, J.; Gilmour, R. Photocatalytic E  $\rightarrow$  Z Isomerization of Polarized Alkenes Inspired by the Visual Cycle: Mechanistic Dichotomy and Origin of Selectivity. *J. Org. Chem.* **2017**, *82* (19), 9955–9977.
- (41) Fabry, D. C.; Ronge, M. A.; Rueping, M. Immobilization and Continuous Recycling of Photoredox Catalysts in Ionic Liquids for Applications in Batch Reactions and Flow Systems: Catalytic Alkene Isomerization by Using Visible Light. *Chem. Eur. J.* **2015**, *21* (14), 5350–5354.
- (42) Herkstroeter, W. G.; McClure, D. S. The Lowest Triplet State of Stilbene. *J. Am. Chem. Soc.* **1968**, *90*, 4522–4527.
- (43) Hammond, G. S.; Saltiel, J.; Lamola, A. A.; Turro, N. J.; Bradshaw, J. S.; Cowan, D. O.; Counsell, R. C.; Vogt, V.; Dalton, C. Mechanisms of Photochemical Reactions in Solution. XXII.1 Photochemical Cis-Trans Isomerization. *J. Am. Chem. Soc.* **1964**, *86*, 3197–3217.
- (44) Singh, A.; Teegardin, K.; Kelly, M.; Prasad, K. S.; Krishnan, S.; Weaver, J. D. Facile Synthesis and Complete Characterization of Homoleptic and Heteroleptic Cyclometalated Iridium(III) Complexes for Photocatalysis. *J. Organomet. Chem.* **2015**, *776*, 51–59.
- (45) Demas, J. N.; Adamson, A. W. A New Photosensitizer Tris(2,2'-Bipyridine)Ruthenium (II) Chloride. *J. Am. Chem. Soc.* **1971**, *93*, 1800–1801.

(46) Kretzschmar, A.; Patze, C.; Schwaebel, S. T.; Bunz, U. H. F. Development of Thermally Activated Delayed Fluorescence Materials with Shortened Emissive Lifetimes. *J. Org. Chem.* **2015**, *80*, 9126–9131.

(47) Terrett, J. A.; Cuthbertson, J. D.; Shurtleff, V. W.; MacMillan, D. W. C. Switching on Elusive Organometallic Mechanisms with Photoredox Catalysis. *Nature* **2015**, *524* (7565), 330–334.

(48) Strieth-kalthoff, F.; James, M. J.; Teders, M.; Pitzer, L.; Glorius, F. Energy Transfer Catalysis Mediated by Visible Light: Principles, Applications, Directions. *Chem. Soc. Rev.* **2018**, *47*, 7190–7202.

## Recommended by ACS

### Power Efficiency Enhancement of Organic Light-Emitting Diodes Due to the Favorable Horizontal Orientation of a Naphthyridine-Based Thermally Activated Delayed Fluor...

Rasa Keuckene, Juozas Vidas Gazuolis, *et al*

JANUARY 25, 2023

ACS APPLIED ELECTRONIC MATERIALS

READ 

### Dibenzodipyridophenazines with Dendritic Electron Donors Exhibiting Deep-Red Emission and Thermally Activated Delayed Fluorescence

William L. P. Mose, Zachary M. Hudson, *et al*

MARCH 15, 2023

THE JOURNAL OF ORGANIC CHEMISTRY

READ 

### Donor–Acceptor Fluorophores and Macrocycles Built Upon Wedge-Shaped $\pi$ -Extended Phenanthroimidazoles

Mariam F. Abdollah and Yuming Zhao

MARCH 02, 2023

THE JOURNAL OF ORGANIC CHEMISTRY

READ 

### Mechanochromic Materials Based on Tetraphenylethylene-Substituted Phenothiazines: Substituent-Dependent Hypsochromic and Bathochromic Switching of Emission

Faisal Khan, Raeesah M. S. A., *et al*

JANUARY 18, 2023

THE JOURNAL OF PHYSICAL CHEMISTRY C

READ 

Get More Suggestions >