



Supporting Information

Diastereoselective Synthesis of Chiral Oxathiazine 2-Oxide Scaffolds as Sulfinyl Transfer Agents

Arianna Quintavalla,* Ruben Veronesi, Demetra Zambardino, Davide Carboni, and Marco Lombardo* © 2022 The Authors. *Advanced Synthesis & Catalysis* published by Wiley-VCH GmbH. This is an open access article under the terms of the Creative Commons Attribution License, which permits use, distribution and reproduction in any medium, provided the original work is properly cited.

Supporting Information

Diastereoselective Synthesis of Chiral Oxathiazine 2-Oxide Scaffolds as Sulfinyl Transfer Agents

Arianna Quintavalla, Ruben Veronesi, Demetra Zambardino, Davide
Carboni, Marco Lombardo**

Department of Chemistry "G. Ciamician", Center for Chemical Catalysis-C³, Alma Mater
Studiorum – University of Bologna

Corresponding authors:

*Arianna Quintavalla. E-mail: arianna.quintavalla@unibo.it

*Marco Lombardo. E-mail: marco.lombardo@unibo.it

Table of Contents

General information	3
<i>General methods</i>	3
General procedure for the synthesis of 3	3
General procedure for the synthesis of 4	4
General procedure for the synthesis of 5a and 6b	8
General procedure for the synthesis of 5b and 6a	10
General procedure for the synthesis of 7	12
General procedure for the synthesis of 8	14
General procedure for the synthesis of 9	16
Synthesis of tertiary alkyl chlorides and their Grignard reagents	18
Chiral HPLC analyses	20
References	25
NMR spectra	26

General information

General methods

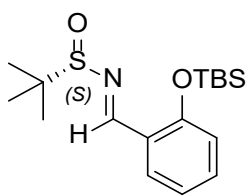
All the commercial chemicals were purchased from Sigma-Aldrich, VWR, Alfa Aesar, or TCI-Chemicals and used without additional purifications. The ^1H and ^{13}C NMR spectra were recorded on a Varian INOVA 400 NMR instrument with a 5 mm probe. All chemical shifts have been quoted relative to residue solvent signal; chemical shifts (δ) are reported in ppm and coupling constants (J) are reported in hertz (Hz). GC-MS (**GCMS**) spectra were obtained by EI ionization at 70 eV on a Hewlett-Packard 5971 with GC injection; they are reported as: m/z (rel. intensity). High-resolution MS (**HRMS**) ESI analyses were performed on a Xevo G2-XS QToF (Waters) mass spectrometer. Mass spectrometric detection was performed in the full-scan mode from m/z 50 to 1200, with a scan time of 0.15 s in the positive ion mode, cone voltage: 40 V, collision energy: 6.00 eV. ESI: capillary: 3kV, cone: 40 V, source temperature: 120 C, desolvation temperature: 600 C, cone gas flow: 50 L/h, desolvation gas flow: 1000 L/h. **CSP-HPLC** analyses were performed on an Agilent Technologies Series 1200 instrument using chiral columns. The enantiomeric compositions were checked against the corresponding racemic products. **Melting point** (m. p.) measurements were performed on Bibby Stuart Scientific SMP3 apparatus. **Optical rotation** measurements were performed on a polarimeter Schmidt+Haensch UniPol L1000. **Flash chromatography** purifications were carried out using VWR silica gel (40 – 63 μm particle size). **Thin-layer chromatography** was performed on Merck 60 F254 plates.

Compounds **2a**^[1] and **2b**^[2] were synthesized following reported literature procedures and their spectroscopical data matched the reported ones.

General procedure for the synthesis of 3

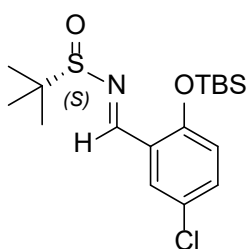
Triethylamine (7 mmol, 0.976 mL, 1.4 eq.), *N,N*-dimethylpyridin-4-amine (0.006 g, 0.01 eq.) and *tert*-butylchlorodimethylsilane (6 mmol, 0.904 g, 1.2 eq) were added at 0 C to a solution of the appropriate sulfinyl imine **2** (5 mmol, 1 eq.) in anhydrous CH_2Cl_2 (10 mL), The reaction mixture was stirred at room temperature for 4 h. After completion, monitored by TLC, the reaction was quenched with saturated aqueous NaHCO_3 solution. The mixture was extracted with CH_2Cl_2 (3x), the combined organic phases were dried over anhydrous Na_2SO_4 and concentrated under reduced pressure. The crude was purified by column chromatography.

(*S,E*)-*N*-(2-((*tert*-butyldimethylsilyl)oxy)benzylidene)-2-methylpropane-2-sulfinamide (3a)



Yellow oil. Column chromatography (CyH/AcOEt 95:5). Yield 95% (1.61 g). $[\alpha]_D^{20} = +182$ ($c = 1.2$, CH_2Cl_2). $^1\text{H NMR}$ (400 MHz, CDCl_3) δ 9.02 (s, 1H), 7.95 (dd, $J = 7.8, 1.4$ Hz, 1H), 7.35 (td, $J = 8.3, 1.7$ Hz, 1H), 7.00 (t, $J = 7.5$ Hz, 1H), 6.86 (d, $J = 8.2$ Hz, 1H), 1.23 (s, 9H), 1.02 (s, 9H), 0.22 (d, $J = 2.5$ Hz, 6H). $^{13}\text{C NMR}$ (100 MHz, CDCl_3) δ 159.3, 156.5, 133.5, 128.2, 125.4, 121.5, 120.2, 57.4, 25.6, 22.5, 18.2, -4.3, -4.4. **GC** R_t : 16.5 min. **GCMS** (EI) m/z (%) = 57 (14) $[\text{tBu}]^+$, 176 (100) $[\text{M} - \text{NS}(\text{O})\text{tBu} - \text{tBu}]^+$, 226 (5) $[\text{M} - \text{TBS}]^+$. **HRMS** (ESI) m/z 340.1764, calcd. for $\text{C}_{17}\text{H}_{30}\text{NO}_2\text{SSi}$ $[\text{MH}]^+$: 340.1761.

(*S,E*)-*N*-(2-((*tert*-butyldimethylsilyl)oxy)-5-chlorobenzylidene)-2-methylpropane-2-sulfinamide (3b)

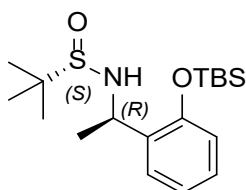


Yellow oil. Column chromatography (CyH/AcOEt 95:5). Yield 95% (1.77 g). $[\alpha]_D^{20} = +90$ ($c = 1.5$, CH_2Cl_2). $^1\text{H NMR}$ (400 MHz, CDCl_3) δ 8.90 (s, 1H), 7.86 (d, $J = 2.8$ Hz, 1H), 7.26 (dd, $J = 8.8, 2.8$ Hz, 1H), 6.77 (d, $J = 8.7$ Hz, 1H), 1.20 (s, 9H), 0.97 (s, 9H), 0.19 (d, $J = 1.4$ Hz, 6H). $^{13}\text{C NMR}$ (100 MHz, CDCl_3) δ 158.2, 155.0, 133.2, 127.6, 126.9, 126.5, 121.6, 57.7, 25.6, 22.5, 1.0, -4.4, -4.4. **GC** R_t : 16.3 min. **GCMS** (EI) m/z (%) 211 (100) $[\text{pClPh-SitBu}]^+$, 266 (0.65) $[\text{M} - \text{SOTBu}]^+$. **HRMS** (ESI) m/z 374.1369, calcd. for $\text{C}_{17}\text{H}_{29}\text{ClNO}_2\text{SSi}$ $[\text{MH}]^+$: 374.1371.

General procedure for the synthesis of 4

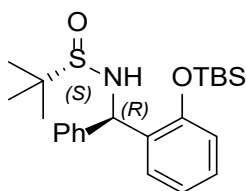
The desired Grignard reagent (1.5 mmol, 1.5 mL 1.5 eq., 1 M solution) was added at -50°C to a solution of the sulfinamide **3** (1 mmol) in anhydrous CH_2Cl_2 (3 mL). The reaction mixture was stirred to completion, monitored by TLC. The reaction was quenched with saturated aqueous NH_4Cl solution. The mixture was extracted with CH_2Cl_2 (3x), the combined organic phases were dried over anhydrous Na_2SO_4 and concentrated under reduced pressure. The crude was purified by column chromatography.

(S)-N-((R)-1-(2-((*tert*-butyldimethylsilyl)oxy)phenyl)ethyl)-2-methylpropane-2-sulfinamide (4aA)



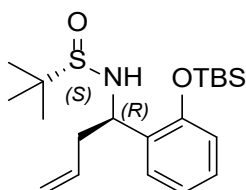
Colorless oil. Column chromatography (CyH/AcOEt 7:3). Yield 95% (0.34g). $[\alpha]_{\text{D}}^{20} = +58$ ($c = 1.2$, CH_2Cl_2). $^1\text{H NMR}$ (400 MHz, CDCl_3) δ 7.31 (dd, $J = 7.7, 1.8$ Hz, 1H), 7.17 – 7.07 (m, 1H), 6.94 (td, $J = 7.5, 1.2$ Hz, 1H), 6.80 (dd, $J = 8.0, 1.2$ Hz, 1H), 4.96 (qd, $J = 6.7, 4.3$ Hz, 1H), 3.35 (d, $J = 4.5$ Hz, 1H), 1.49 (d, $J = 6.7$ Hz, 3H), 1.20 (s, 9H), 1.03 (s, 9H), 0.27 (d, $J = 6.2$ Hz, 6H). $^{13}\text{C NMR}$ (100 MHz, CDCl_3) δ 152.7, 134.2, 127.8, 127.0, 121.1, 118.9, 118.5, 55.6, 49.0, 25.8, 24.2, 22.6, 22.6, 18.2, -4.0, -4.1. **GC** R_t : 19.1 min. **GCMS** (EI) m/z (%) = 235 (100) $[\text{M} - \text{NS}(\text{O})\text{tBu}]^+$. **HRMS** (ESI) m/z 356.2083, calcd. for $\text{C}_{18}\text{H}_{35}\text{NO}_2\text{SSi}$ $[\text{MH}]^+$: 356.2080.

(S)-N-((R)-2-((*tert*-butyldimethylsilyl)oxy)phenyl)(phenyl)methyl)-2-methylpropane-2-sulfinamide (4aB)



The temperature was allowed to reach 20 C overnight. Colorless oil. Column chromatography (CyH/AcOEt 95:5). Yield 98% (0.41g). $[\alpha]_{\text{D}}^{20} = +71$ ($c = 1.1$, CH_2Cl_2). $^1\text{H NMR}$ (400 MHz, CDCl_3) δ 7.46 (dd, $J = 7.7, 1.7$ Hz, 1H), 7.35 – 7.29 (m, 2H), 7.29 – 7.23 (m, 2H), 7.23 – 7.10 (m, 2H), 7.01 – 6.92 (m, 1H), 6.80 (dt, $J = 8.1, 1.0$ Hz, 1H), 6.02 (d, $J = 3.7$ Hz, 1H), 3.71 (d, $J = 3.9$ Hz, 1H), 1.22 (s, 9H), 0.90 (s, 9H), 0.21 (s, 3H), 0.11 (s, 2H). $^{13}\text{C NMR}$ (100 MHz, CDCl_3) δ 153.3, 142.4, 131.7, 128.8, 128.5, 128.2, 127.6, 127.4, 120.9, 118.6, 56.6, 55.8, 25.8, 22.7, 21.6, 18.2, -4.1, -4.1. **GC** R_t : 20.5 min. **GCMS** (EI) m/z (%) = 286 (100) $[\text{M} - \text{TBSO}]^+$, 302 (50) $[\text{M} - \text{TBS}]^+$. **HRMS** (ESI) m/z 418.2239, calcd. for $\text{C}_{23}\text{H}_{36}\text{NO}_2\text{SSi}$ $[\text{MH}]^+$: 418.2236.

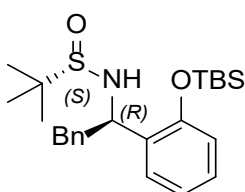
(S)-N-((S)-1-(2-((*tert*-butyldimethylsilyl)oxy)phenyl)but-3-en-1-yl)-2-methylpropane-2-sulfinamide (4aC)



Colorless oil. Column chromatography (CyH/AcOEt 4:1). Yield 99% (0.38 g). $[\alpha]_{\text{D}}^{20} = +85$ ($c = 1.25$, CH_2Cl_2). $^1\text{H NMR}$ (400 MHz, CDCl_3) δ 7.29 – 7.23 (m, 1H), 7.11 (ddd, $J = 8.1, 7.2, 1.8$ Hz, 1H), 6.92 (td, $J = 7.5, 1.2$ Hz, 1H), 6.79 (dd, $J = 8.1, 1.2$ Hz, 1H), 5.72 (dddd, $J = 16.6, 10.2, 8.2, 6.1$ Hz, 1H), 5.21 – 5.08 (m, 2H), 4.91 (dq, $J = 8.3, 4.2, 3.7$ Hz, 1H), 3.63 (d, $J = 3.3$ Hz, 1H), 2.67 – 2.57 (m, 1H), 2.39 (dt, $J = 13.9, 8.3$ Hz, 1H), 1.19 (s, 9H),

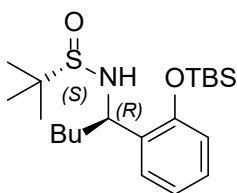
1.02 (s, 9H), 0.26 (d, $J = 4.1$ Hz, 6H). ^{13}C NMR (100 MHz, CDCl_3) δ 152.98, 134.49, 132.35, 127.88, 127.76, 120.93, 118.95, 118.46, 55.68, 50.81, 41.92, 25.83, 22.62, 18.21, -3.97, -4.24. GC R_t : 22.1 min. GCMS (EI) m/z (%) 268 (100) $[\text{M} - \text{TBS}]^+$. HRMS (ESI) m/z 382.2232, calcd. for $\text{C}_{20}\text{H}_{36}\text{NO}_2\text{SSi}$ $[\text{MH}]^+$: 382.2236.

(S)-N-((R)-1-(2-((tert-butyldimethylsilyl)oxy)phenyl)-2-phenylethyl)-2-methylpropane-2-sulfinamide (4aD)



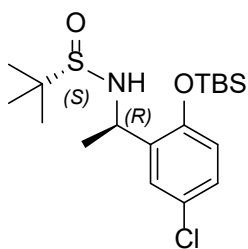
The temperature was allowed to reach 20 C overnight. Colorless oil. Column chromatography (CyH/AcOEt 4:1). Yield 56% (0.24 g). $[\alpha]_D^{20} = +74$ ($c = 1.0$, CH_2Cl_2). ^1H NMR (400 MHz, CDCl_3) δ 7.29 – 7.10 (m, 5H), 7.08 – 7.02 (m, 2H), 6.89 (td, $J = 7.5$, 1.2 Hz, 1H), 6.80 (dd, $J = 8.1$, 1.2 Hz, 1H), 5.10 (d, $J = 8.4$ Hz, 1H), 3.55 (d, $J = 4.1$ Hz, 1H), 3.20 (dd, $J = 13.6$, 5.7 Hz, 1H), 3.01 – 2.86 (m, 1H), 1.12 (s, 9H), 1.04 (s, 9H), 0.29 (s, 3H), 0.24 (s, 3H). ^{13}C NMR (100 MHz, CDCl_3) δ 153.1, 136.9, 131.8, 129.7, 128.5, 128.2, 128.0, 126.7, 120.9, 118.4, 55.6, 43.7, 25.9, 22.6, 18.3, -4.0, -4.1. GC R_t : 22.8 min. GCMS (EI) m/z (%) = 91 (75) $[\text{CH}_3\text{Ph}]^+$, 300 (63) $[\text{M} - \text{TBSO}]^+$. HRMS (ESI) m/z 432.2396, calcd. for $\text{C}_{24}\text{H}_{38}\text{NO}_2\text{SSi}$ $[\text{MH}]^+$: 432.2393.

(S)-N-((R)-1-(2-((tert-butyldimethylsilyl)oxy)phenyl)pentyl)-2-methylpropane-2-sulfinamide (4aE)



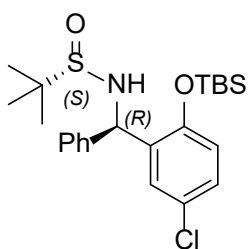
Yellow oil. Column chromatography (CyH/AcOEt 4:1). Yield 60% (0.24 g). $[\alpha]_D^{20} = +64$ ($c = 1.0$, CH_2Cl_2). ^1H NMR (400 MHz, CDCl_3) δ 7.24 (dd, $J = 7.7$, 1.8 Hz, 1H), 7.10 (ddd, $J = 8.1$, 7.3, 1.8 Hz, 1H), 6.91 (td, $J = 7.5$, 1.2 Hz, 1H), 6.79 (dd, $J = 8.1$, 1.2 Hz, 1H), 4.80 (td, $J = 6.9$, 4.3 Hz, 1H), 3.41 (d, $J = 4.5$ Hz, 1H), 1.83 – 1.73 (m, 2H), 1.40 – 1.22 (m, 4H), 1.16 (s, 9H), 1.02 (s, 9H), 0.84 (t, $J = 7.1$ Hz, 3H), 0.27 (d, $J = 5.4$ Hz, 6H). ^{13}C NMR (100 MHz, CDCl_3) δ 153.1, 133.0, 127.8, 127.7, 121.0, 118.4, 55.6, 53.4, 37.7, 28.2, 25.9, 22.6, 22.5, 18.3, 13.9, -4.0, -4.1. GC R_t : 19.9 min. GCMS (EI) m/z (%) = 226 (70) $[\text{M} - \text{TBS} - \text{tBu}]^+$. HRMS (ESI) m/z 398.2545, calcd. for $\text{C}_{21}\text{H}_{40}\text{NO}_2\text{SSi}$ $[\text{MH}]^+$: 398.2549.

(S)-N-((R)-1-(2-((tert-butyldimethylsilyl)oxy)-5-chlorophenyl)ethyl)-2-methylpropane-2-sulfinamide (4bA)



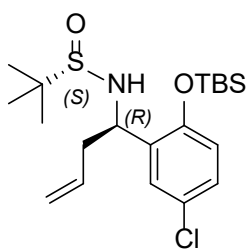
Colorless oil. Column chromatography (CyH/AcOEt 3:2). Yield 90% (0.35 g). $[\alpha]_D^{20} = +29$ ($c = 12.0$, CH_2Cl_2). $^1\text{H NMR}$ (400 MHz, CDCl_3) δ 7.28 (d, $J = 2.7$ Hz, 1H), 7.07 (dd, $J = 8.6, 2.7$ Hz, 1H), 6.72 (d, $J = 8.6$ Hz, 1H), 4.92 (dd, $J = 6.7, 3.2$ Hz, 1H), 3.29 (brs, 1H), 1.46 (d, $J = 6.7$ Hz, 3H), 1.22 (s, 9H), 1.02 (s, 9H), 0.26 (d, $J = 6.6$ Hz, 6H). $^{13}\text{C NMR}$ (100 MHz, CDCl_3) δ 151.2, 136.1, 127.5, 127.2, 126.0, 119.6, 55.5, 48.5, 25.7, 24.0, 18.1, -4.2, -4.3. **GC** R_t : 20.4 min. **GCMS** (EI) m/z (%) 211 (100) $[\text{pClPh-SitBu}]^+$, 389 (1.4) $[\text{M}]^+$. **HRMS** (ESI) m/z 390.1686, calcd. for $\text{C}_{18}\text{H}_{33}\text{ClNO}_2\text{SSi}$ $[\text{MH}]^+$: 390.1690.

(S)-N-((R)-2-((tert-butyldimethylsilyl)oxy)-5-chlorophenyl)(phenyl)methyl)-2-methylpropane-2-sulfinamide (4bB)



The temperature was allowed to reach 20 C overnight. White waxy solid. Column chromatography (CyH/AcOEt 3:2). Yield 95% (0.43 g). $[\alpha]_D^{20} = +56$ ($c = 1.6$, CH_2Cl_2). $^1\text{H NMR}$ (400 MHz, CDCl_3) δ 7.47 (d, $J = 2.7$ Hz, 1H), 7.35 – 7.28 (m, 4H), 7.28 – 7.20 (m, 1H), 7.11 (dd, $J = 8.7, 2.7$ Hz, 1H), 6.74 (d, $J = 8.6$ Hz, 1H), 5.98 (d, $J = 3.1$ Hz, 1H), 3.62 (d, $J = 3.1$ Hz, 1H), 1.26 (s, 9H), 0.90 (s, 9H), 0.23 (s, 3H), 0.11 (s, 3H). $^{13}\text{C NMR}$ (100 MHz, CDCl_3) δ 151.5, 141.3, 133.3, 128.4, 128.3, 127.6, 127.3, 127.1, 125.6, 119.3, 55.7, 55.4, 25.4, 22.2, 17.8, -4.6. **GC** R_t : 23.1 min. **GCMS** (EI) m/z (%) 336 (45) $[\text{M} - \text{TBS}]^+$, 451 (1.7) $[\text{M}]^+$. **HRMS** (ESI) m/z 452.1851, calcd. for $\text{C}_{23}\text{H}_{35}\text{ClNO}_2\text{SSi}$ $[\text{MH}]^+$: 452.1846.

(S)-N-((R)-1-(2-((tert-butyldimethylsilyl)oxy)-5-chlorophenyl)but-3-en-1-yl)-2-methylpropane-2-sulfinamide (4bC)



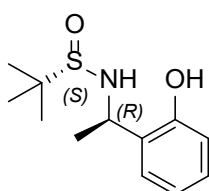
White solid (m. p.: 86 – 88 C). Column chromatography (CyH/AcOEt 3:2). Yield 87% (0.36 g). $[\alpha]_D^{20} = +123$ ($c = 1.4$, CH_2Cl_2). $^1\text{H NMR}$ (400 MHz, CDCl_3) δ 7.27 (s, overlapped, 1H), 7.08 (dd, $J = 8.7, 2.8$ Hz, 1H), 6.73 (d, $J = 8.6$ Hz, 1H), 5.71 (ddd, $J = 17.9, 8.7, 5.7$ Hz, 1H), 5.26 – 5.11 (m, 2H), 4.92 – 4.79 (m, 1H), 3.62 (s, 1H), 2.69 – 2.52 (m, 1H), 2.35 (dt, $J = 15.3, 8.3$ Hz, 1H), 1.23 (s, 9H), 1.02 (s, 9H), 0.27 (s, 3H), 0.26 (s, 3H). $^{13}\text{C NMR}$ (100

MHz, CDCl₃) δ 151.2, 134.0, 133.6, 127.5, 127.3, 125.7, 119.3, 119.0, 55.3, 50.0, 41.3, 25.4, 22.2, 17.8, -4.4, -4.7. GC R_t: 23.9 min. GCMS (EI) m/z (%) 302 (100) [M – TBS]⁺, 344 (2.2) [M – tBu – Me]⁺, 415 (0.80) [M]⁺. HRMS (ESI) m/z 416.1849, calcd. for C₂₀H₃₅ClNO₂SSi [MH]⁺: 416.1846.

General procedure for the synthesis of 5a and 6b

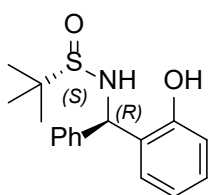
Tetrabutylammonium fluoride (0.314 g, 1.2 mmol, 1.2 eq) was added at 0 C to a solution of the sulfinamide **4a** or the sulfonamide **5b** (1 mmol, 1 eq.) in anhydrous THF (5 mL). The reaction mixture was stirred at room temperature for 1 h. After completion, monitored by TLC, the reaction was washed with water. The organic phase was separated, dried over anhydrous Na₂SO₄ and concentrated under reduced pressure. The crude was purified by column chromatography.

(S)-N-((R)-1-(2-Hydroxyphenyl)ethyl)-2-methylpropane-2-sulfinamide (5aA)



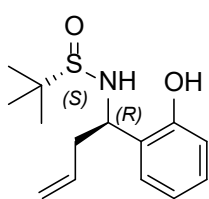
Colorless oil. Column chromatography (CyH/AcOEt 1:1). Yield 92% (0.22 g). $[\alpha]_D^{20} = +54$ (c = 1.0, CH₂Cl₂). ¹H NMR (400 MHz, CDCl₃) δ 8.28 (s, 1H), 7.20 – 7.09 (m, 2H), 6.84 (t, $J = 8.6$ Hz, 2H), 4.66 (dt, $J = 11.1, 5.7$ Hz, 1H), 4.00 (d, $J = 4.4$ Hz, 1H), 1.62 (d, $J = 6.8$ Hz, 3H), 1.25 (s, 9H). ¹³C NMR (100 MHz, CDCl₃) δ 154.9, 128.5, 128.3, 127.6, 119.5, 116.4, 56.0, 53.9, 23.1, 22.6. GC R_t: 17.2 min. GCMS (EI) m/z (%) = 121 (100) [M-NS(O)tBu]⁺, 185 (3) [M – tBu]⁺. HRMS (ESI) m/z 242.1217, calcd. for C₁₂H₂₀NO₂S [MH]⁺: 242.1215.

(S)-N-((R)-(2-Hydroxyphenyl)(phenyl)methyl)-2-methylpropane-2-sulfinamide (5aB)



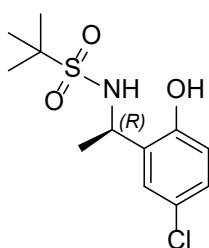
White solid (m. p.: 212 – 217 C). Column chromatography (CyH/AcOEt 1:1). Yield 83% (0.25 g). $[\alpha]_D^{20} = +22$ (c = 7.0, CH₂Cl₂). ¹H NMR (400 MHz, CDCl₃) δ 8.28 (s, 1H), 7.38 (d, $J = 7.0$ Hz, 2H), 7.32 (t, $J = 7.3$ Hz, 2H), 7.29 – 7.22 (m, 1H), 7.22 – 7.12 (m, 1H), 6.99 (dd, $J = 7.7, 1.7$ Hz, 1H), 6.90 (dd, $J = 8.1, 1.2$ Hz, 1H), 6.80 (td, $J = 7.5, 1.2$ Hz, 1H), 5.89 (d, $J = 3.8$ Hz, 1H), 4.02 (d, $J = 4.0$ Hz, 1H), 1.22 (s, 9H). ¹³C NMR (100 MHz, CDCl₃) δ 155.1, 141.0, 129.4, 129.2, 128.8, 127.8, 127.5, 126.5, 120.3, 117.7, 56.4, 37.8, 22.7. GC R_t: 19.3 min. GCMS (EI) m/z (%) = 57 (68) [tBu]⁺, 228 (100) [M – H₂O – tBu]⁺, 285 (51) [M – H₂O]⁺. HRMS (ESI) m/z 304.1371, calcd. for C₁₇H₂₂NO₂S [MH]⁺: 304.1371.

(S)-N-((R)-1-(2-Hydroxyphenyl)but-3-en-1-yl)-2-methylpropane-2-sulfonamide (5aC)



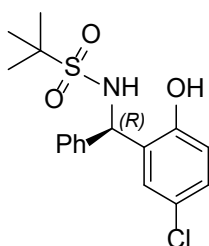
White solid (m.p. 104 – 106 C). Column chromatography (CyH/AcOEt 7:3). Yield 94% (0.25 g). $[\alpha]_{\text{D}}^{20} = +81$ (c = 1.0, CH₂Cl₂). ¹H NMR (400 MHz, CDCl₃) δ 7.92 (s, 1H), 7.19 (ddd, *J* = 8.9, 7.5, 1.6 Hz, 1H), 7.12 (dd, *J* = 7.8, 1.6 Hz, 1H), 6.90 – 6.82 (m, 2H), 5.85 – 5.70 (m, 1H), 5.22 (d, *J* = 5.7 Hz, 1H), 5.19 (s, 1H), 4.56 (t, *J* = 7.5 Hz, 1H), 4.00 (s, 1H), 2.65 (qt, *J* = 14.2, 7.2 Hz, 2H), 1.24 (s, 9H). ¹³C NMR (100 MHz, CDCl₃) δ 155.2, 134.6, 128.9, 128.8, 125.4, 119.7, 119.0, 116.7, 55.9, 55.8, 40.7, 22.5. GC R_t: 19.5 min. GCMS (EI) *m/z* (%) = 121 (100) [C₄H₁₀NOS]⁺, 211 (8) [M – tBu]⁺. HRMS (ESI) *m/z* 268.1369, calcd. for C₁₄H₂₂NO₂S [MH]⁺: 268.1371.

(R)-N-(1-(5-Chloro-2-hydroxyphenyl)ethyl)-2-methylpropane-2-sulfonamide (6bA)



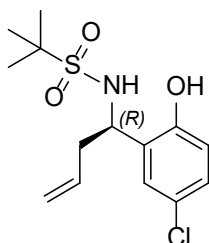
White waxy solid. Column chromatography (CyH/AcOEt 7:3). Yield 82% (0.24 g). $[\alpha]_{\text{D}}^{20} = +33$ (c = 1.1, CH₂Cl₂). ¹H NMR (400 MHz, CDCl₃) δ 7.10 (s, 1H), 7.06 (dd, *J* = 2.6, 1.1 Hz, 1H), 6.92 (ddd, *J* = 8.5, 2.7, 1.2 Hz, 1H), 6.60 (dd, *J* = 8.6, 1.2 Hz, 1H), 5.26 (d, *J* = 9.9 Hz, 1H), 4.58 – 4.43 (m, 1H), 1.57 – 1.52 (m, 3H), 1.39 (s, 9H). ¹³C NMR (100 MHz, CDCl₃) δ 152.1, 130.6, 128.5, 127.3, 125.1, 117.6, 60.0, 53.3, 24.0, 22.5. GC R_t: 12.0 min. GCMS (EI) *m/z* (%) 154 (61) [4-Cl-2-CH₂CH₂Ph-OH]⁺, 233 (20) [M – tBu]⁺, 291 (24) [M]⁺. HRMS (ESI) *m/z* 292.0775, calcd. for C₁₂H₁₉ClNO₃S [MH]⁺: 292.0774.

(R)-N-((5-Chloro-2-hydroxyphenyl)(phenyl)methyl)-2-methylpropane-2-sulfonamide (6bB)



White solid (m. p.: 66 – 68 C). Column chromatography (CyH/AcOEt 7:3). Yield 93% (0.33 g). $[\alpha]_{\text{D}}^{20} = +49$ (c = 1.2, CH₂Cl₂). ¹H NMR (400 MHz, CDCl₃) δ 7.32 (d, *J* = 4.3 Hz, 4H), 7.30 – 7.22 (m, 1H), 7.06 (d, *J* = 2.5 Hz, 1H), 7.01 (dd, *J* = 8.5, 2.5 Hz, 1H), 6.67 (d, *J* = 8.6 Hz, 1H), 5.67 (s, 1H), 1.35 (s, 9H). ¹³C NMR (100 MHz, CDCl₃) δ 152.4, 140.7, 129.3, 128.6, 128.4, 128.2, 127.1, 126.5, 124.5, 117.7, 60.0, 59.0, 23.8. GC R_t: 9.2 min. GCMS (EI) *m/z* (%) 57 (100) [tBu]⁺, 215 (1) [M – SO₂tBuNH]⁺, 277 (3.2) [M – Ph]⁺. HRMS (ESI) *m/z* 354.0929, calcd. for C₁₇H₂₁ClNO₃S [MH]⁺: 354.0931.

(R)-N-(1-(5-Chloro-2-hydroxyphenyl)but-3-en-1-yl)-2-methylpropane-2-sulfonamide (6bC)

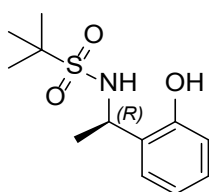


White waxy solid. Column chromatography (CyH/AcOEt 7:3). Yield 91% (0.29 g). $[\alpha]_D^{20} = +36$ ($c = 1.0$, CH_2Cl_2). $^1\text{H NMR}$ (400 MHz, CDCl_3) δ 7.01 (d, $J = 2.6$ Hz, 1H), 6.91 (dd, $J = 8.6, 2.6$ Hz, 1H), 6.59 (d, $J = 8.6$ Hz, 1H), 5.74 – 5.49 (m, 1H), 5.06 (dd, $J = 5.8, 1.6$ Hz, 1H), 5.03 (s, 1H), 4.40 (t, $J = 7.3$ Hz, 1H), 2.62 (pd, $J = 13.9, 6.6$ Hz, 2H), 1.35 (s, 9H). $^{13}\text{C NMR}$ (100 MHz, CDCl_3) δ 152.4, 134.0, 129.0, 128.4, 128.2, 124.5, 118.4, 117.2, 60.2, 57.7, 40.6, 24.0. **GC** R_t : 18.8 min. **GCMS** (EI) m/z (%) 57 (92) $[\text{tBu}]^+$, 145 (67) $[\text{M} - \text{Cl} - \text{SO}_2\text{tBuNH}]^+$, 282 (7.6) $[\text{M} - \text{Cl}]^+$. **HRMS** (ESI) m/z 318.0934, calcd. for $\text{C}_{14}\text{H}_{21}\text{ClNO}_3\text{S}$ $[\text{MH}]^+$: 318.0931.

General procedure for the synthesis of 5b and 6a

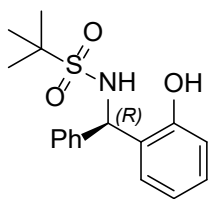
Fresh *meta*-chloroperoxybenzoic acid (0.269 g, 1.2 mmol, 1.2 eq, $\leq 77\%$) was added at 0 C to a solution of the sulfinamide **4a** or the sulfonamide **5b** (1 mmol, 1 eq.) in anhydrous CH_2Cl_2 (5 mL). The reaction mixture was stirred at 0 C for 1 h. After completion, monitored by TLC, the reaction was quenched with an aqueous solution of saturated NaHSO_3 and NaHCO_3 and stirred for 30 minutes. The mixture was extracted with CH_2Cl_2 (3x), the combined organic phases were dried over anhydrous Na_2SO_4 and concentrated under reduced pressure. The crude was purified by column chromatography.

(R)-N-(1-(2-Hydroxyphenyl)ethyl)-2-methylpropane-2-sulfonamide (6aA)



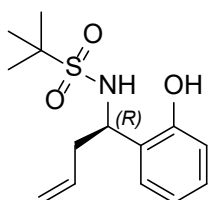
White solid (m. p.: 130 – 135 C). Column chromatography (CyH/AcOEt 7:3). Yield 70% (0.18 g). $[\alpha]_D^{20} = +34$ ($c = 1.1$, CH_2Cl_2). $^1\text{H NMR}$ (400 MHz, CDCl_3) δ 7.08 (ddd, $J = 15.2, 7.5, 1.7$ Hz, 2H), 6.91 (brs, 1H), 6.84 (td, $J = 7.5, 1.1$ Hz, 1H), 6.78 (dd, $J = 8.0, 1.2$ Hz, 1H), 5.39 (d, $J = 9.8$ Hz, 1H), 4.63 (dq, $J = 9.8, 6.9$ Hz, 1H), 1.60 (d, $J = 6.9$ Hz, 3H), 1.33 (s, 9H). $^{13}\text{C NMR}$ (100 MHz, CDCl_3) δ 153.4, 129.0, 128.7, 127.7, 120.6, 116.5, 59.9, 53.8, 24.1, 23.7. **GC** R_t : 18.0 min. **GCMS** (EI) m/z (%) = 57 (82) $[\text{tBu}]^+$, 120 (80) $[\text{M} - \text{tBuS}(\text{O})_2\text{NH}_2 - \text{H}_2]^+$, 122 (100) $[\text{M} - \text{tBuS}(\text{O})_2\text{NH}_2]^+$, 137 (20) $[\text{tBuS}(\text{O})_2\text{NH}_2]^+$, 257 (5) $[\text{M}]^+$. **HRMS** (ESI) m/z 258.1167, calcd. for $\text{C}_{12}\text{H}_{20}\text{NO}_3\text{S}$ $[\text{MH}]^+$: 258.1164.

(R)-N-((2-Hydroxyphenyl)(phenyl)methyl)-2-methylpropane-2-sulfonamide (6aB)



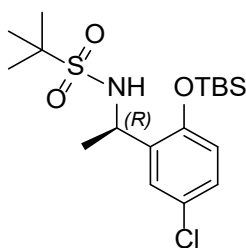
White solid (m. p.: 188 – 189 C). Column chromatography (CyH/AcOEt 7:3). Yield 85% (0.27 g). $[\alpha]_D^{20} = +38$ (c = 1.0, CH₂Cl₂). **¹H NMR** (400 MHz, CDCl₃) δ 7.37 – 7.20 (m, 5H), 7.16 – 7.05 (m, 2H), 6.86 (td, *J* = 7.5, 1.2 Hz, 1H), 6.79 (dd, *J* = 8.1, 1.2 Hz, 1H), 6.50 (s, 1H), 5.76 (d, *J* = 9.8 Hz, 1H), 5.54 (d, *J* = 9.8 Hz, 1H), 1.29 (s, 9H). **¹³C NMR** (100 MHz, CDCl₃) δ 153.4, 141.2, 129.3, 129.2, 128.4, 127.9, 127.2, 126.7, 120.8, 117.0, 60.2, 59.3, 24.1. **GC** R_t: 17.4 min. **GCMS** (EI) *m/z* (%) = 57 (100) [tBu]⁺, 77 (67) [C₆H₆]⁺. **HRMS** (ESI) *m/z* 320.1324, calcd. for C₁₇H₂₂NO₃S [MH]⁺: 320.1320.

(R)-N-(1-(2-Hydroxyphenyl)but-3-en-1-yl)-2-methylpropane-2-sulfonamide (6aC)



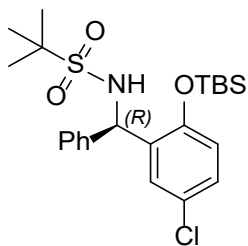
White waxy solid. Column chromatography (CyH/AcOEt 4:1). Yield 65% (0.17 g). $[\alpha]_D^{20} = +26$ (c = 1.1, CH₂Cl₂). **¹H NMR** (400 MHz, CDCl₃) δ 7.14 – 7.01 (m, 2H), 6.89 – 6.68 (m, 2H), 5.69 (ddt, *J* = 17.2, 10.2, 7.2 Hz, 1H), 5.47 (d, *J* = 9.9 Hz, 1H), 5.11 – 5.02 (m, 1H), 5.03 (dd, *J* = 6.8, 2.0 Hz, 1H), 4.53 (dt, *J* = 9.9, 7.2 Hz, 1H), 2.80 – 2.57 (m, 2H), 1.31 (s, 9H). **¹³C NMR** (100 MHz, CDCl₃) δ 153.5, 134.4, 128.7, 128.7, 127.2, 120.3, 118.0, 116.2, 60.0, 57.8, 41.4, 26.9, 24.1. **GC** R_t: 20.4 min. **GCMS** (EI) *m/z* (%) = 122 (100) [C₄H₉O₂S]⁺, 242 (18) [M – C₃H₅]⁺. **HRMS** (ESI) *m/z* 284.1317, calcd. for C₁₄H₂₂NO₃S [MH]⁺: 284.1320.

(R)-N-(1-(2-((Tert-butyldimethylsilyloxy)-5-chlorophenyl)ethyl)-2-methylpropane-2-sulfonamide (5bA)



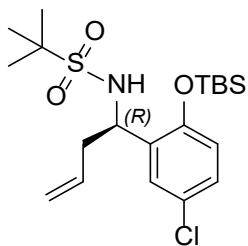
White waxy solid. Column chromatography (CyH/AcOEt 7:3). Yield 92% (0.37 g). $[\alpha]_D^{20} = +45$ (c = 1.2, CH₂Cl₂). **¹H NMR** (400 MHz, CDCl₃) δ 7.02 (d, *J* = 2.5 Hz, 1H), 7.47 (dd, *J* = 8.6, 2.6 Hz, 1H), 6.72 (d, *J* = 8.6 Hz, 1H), 5.56 (dd, *J* = 7.1, 3.3 Hz, 1H), 3.63 (s, 1H), 1.46 (d, *J* = 6.7 Hz, 3H), 1.22 (s, 9H), 1.02 (s, 9H), 0.26 (d, *J* = 6.6 Hz, 6H). **¹³C NMR** (100 MHz, CDCl₃) δ 151.5, 136.7, 128.1, 127.2, 125.0, 119.3, 57.8, 50.3, 25.3, 24.7, 22.2, 18.1, -4.2, -4.3. **GC** R_t: 22.8 min. **GCMS** (EI) *m/z* (%) 211 (100) [pClPh-SitBu]⁺, 348 (5.9) [M – tBu]⁺. **HRMS** (ESI) *m/z* 406.1641, calcd. for C₁₈H₃₃ClNO₃SSi [MH]⁺: 406.1639.

(R)-N-((2-((Tert-butyldimethylsilyloxy)-5-chlorophenyl)(phenyl)methyl)-2-methylpropane-2-sulfonamide (5bB)



White waxy solid. Column chromatography (CyH/AcOEt 7:3). Yield 97% (0.45 g). $[\alpha]_D^{20} = +0.9$ (c = 1.5, CH₂Cl₂). ¹H NMR (400 MHz, CDCl₃) δ 7.49 – 7.42 (m, 1H), 7.31 – 7.23 (m, 2H), 7.23 – 7.17 (m, 2H), 7.17 – 7.08 (m, 2H), 6.77 (d, *J* = 8.4 Hz, 1H), 5.98 (d, *J* = 9.8 Hz, 1H), 5.75 (d, *J* = 9.9 Hz, 1H), 1.22 (s, 9H), 0.85 (s, 9H), 0.14 (s, 3H), 0.11 (s, 3H). ¹³C NMR (100 MHz, CDCl₃) δ 150.9, 141.2, 133.6, 128.5, 128.1, 128.1, 127.1, 126.9, 125.9, 59.4, 56.4, 25.4, 23.8, 17.8, -4.4, -4.6. GC R_t: 26.2 min. GCMS (EI) *m/z* (%) 354 (23) [M – TBS]⁺, 410 (8.2) [M – tBu]⁺. HRMS (ESI) *m/z* 468.1798, calcd. for C₂₃H₃₅ClNO₃SSi [MH]⁺: 468.1795.

(R)-N-(1-(2-((Tert-butyldimethylsilyloxy)-5-chlorophenyl)but-3-en-1-yl)-2-methylpropane-2-sulfonamide (5bC)

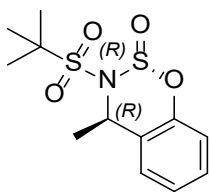


White waxy solid. Column chromatography (CyH/AcOEt 7:3). Yield 92% (0.40 g). $[\alpha]_D^{20} = +58$ (c = 1.0, CH₂Cl₂). ¹H NMR (400 MHz, CDCl₃) δ 7.13 (d, *J* = 2.6 Hz, 1H), 7.10 (dd, *J* = 8.6, 2.5 Hz, 1H), 6.75 (d, *J* = 8.6 Hz, 1H), 5.64 (ddt, *J* = 17.6, 10.5, 7.3 Hz, 1H), 5.29 – 5.06 (m, 2H), 4.81 (d, *J* = 8.3 Hz, 1H), 4.58 (d, *J* = 9.6 Hz, 1H), 2.69 – 2.38 (m, 2H), 1.29 (s, 9H), 1.03 (s, 9H), 0.30 (s, 3H), 0.26 (s, 3H). ¹³C NMR (100 MHz, CDCl₃) δ 150.6, 134.2, 133.2, 127.8, 127.5, 126.0, 119.2, 119.1, 59.6, 53.3, 41.7, 25.7, 24.0, 18.1, -4.0, -4.4. GC R_t: 23.4 min. GCMS (EI) *m/z* (%) 270 (100) [M – CH₂CHCH₂ – SO₂tBu]⁺, 318 (16) [M – TBS]⁺, 390 (16) [M – CH₂CHCH₂]⁺. HRMS (ESI) *m/z* 432.1791, calcd. for C₂₀H₃₅ClNO₃SSi [MH]⁺: 432.1795.

General procedure for the synthesis of 7

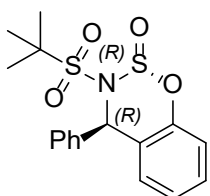
Thionyl chloride (0.150 mL, 2.04 mmol, 1.02 eq.) was added at –15 C to a solution of the sulfonamide **6** (2 mmol, 1 eq.) in anhydrous THF, followed by the slow addition of pyridine (0.372 mL, 4.6 mmol, 2.3 eq.). The reaction mixture was stirred at –15 C for 1 h. After completion, monitored by TLC, the reaction was quenched with water and extracted with AcOEt (3x). The organic phase was then washed with aqueous Na₂HPO₄ solution (5%, 2x), water (2x), dried over anhydrous Na₂SO₄ and concentrated under reduced pressure. With the exception of **7aA**, compounds are too unstable to be purified or manipulated, so the crudes were checked by ¹H NMR only and readily used in the following step without further purification.

(2*R*,4*R*)-3-(*tert*-butylsulfonyl)-4-methyl-3,4-dihydrobenzo[*e*][1,2,3]oxathiazine 2-oxide (7aA)



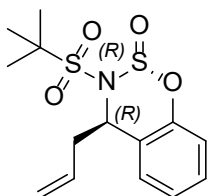
White solid (m. p.: 114 – 115 C). Column chromatography (CyH/AcOEt 9:1). Yield 70% (0.42 g). $[\alpha]_D^{20} = -71$ ($c = 0.75$, CH_2Cl_2). $^1\text{H NMR}$ (400 MHz, CDCl_3) δ 7.32 (ddd, $J = 8.5, 6.0, 3.1$ Hz, 1H), 7.23 – 7.17 (m, 2H), 7.09 (d, $J = 8.2$ Hz, 1H), 5.08 (q, $J = 7.0$ Hz, 1H), 1.95 (d, $J = 7.0$ Hz, 3H), 1.40 (s, 9H). $^{13}\text{C NMR}$ (100 MHz, CDCl_3) δ 144.4, 129.6, 127.9, 125.2, 124.3, 120.0, 63.3, 54.0, 51.2, 24.3. GC R_t : 13.9 min. GCMS (EI) m/z (%) = 244 (2) $[\text{M} - \text{tBu}]^+$, 145 (16) $[\text{C}_6\text{H}_{11}\text{NOS}]^+$. HRMS (ESI) m/z 304.0675, calcd. for $\text{C}_{12}\text{H}_{18}\text{NO}_4\text{S}_2$ $[\text{MH}]^+$: 304.0677.

(2*R*,4*R*)-3-(*tert*-butylsulfonyl)-4-phenyl-3,4-dihydrobenzo[*e*][1,2,3]oxathiazine 2-oxide (7aB)



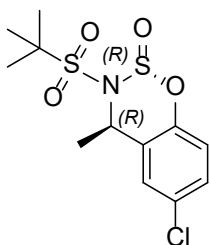
The compound was synthesized and readily used without any purification. $^1\text{H NMR}$ (400 MHz, CDCl_3) δ 7.59 – 7.52 (m, 2H), 7.39 – 7.28 (m, 4H), 7.18 – 7.09 (m, 2H), 6.96 (dt, $J = 7.7, 1.2$ Hz, 1H), 6.16 (s, 1H), 1.30 (s, 9H).

(2*R*,4*R*)-4-Allyl-3-(*tert*-butylsulfonyl)-3,4-dihydrobenzo[*e*][1,2,3]oxathiazine 2-oxide (7aC)



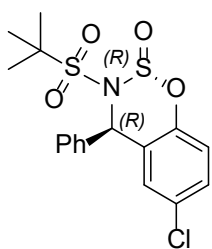
The compound was synthesized and readily used without any purification. $^1\text{H NMR}$ (400 MHz, CDCl_3) δ 7.38 – 7.29 (m, 1H), 7.17 – 7.07 (m, 3H), 5.91 (ddt, $J = 17.3, 10.2, 7.3$ Hz, 1H), 5.20 – 5.09 (m, 2H), 4.95 (dd, $J = 8.3, 6.8$ Hz, 1H), 3.20 – 3.08 (m, 1H), 2.98 – 2.88 (m, 1H), 1.34 (s, 9H).

(2*R*,4*R*)-3-(*tert*-butylsulfonyl)-6-chloro-4-methyl-3,4-dihydrobenzo[*e*][1,2,3]oxathiazine 2-oxide (7bA)



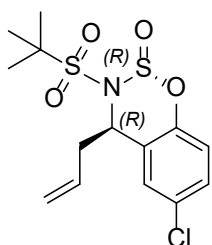
The compound was synthesized and readily used without any purification. $^1\text{H NMR}$ (400 MHz, CDCl_3) δ 7.29 (dd, $J = 8.7, 2.5$ Hz, 1H), 7.18 (d, $J = 2.5$ Hz, 1H), 7.04 (d, $J = 8.7$ Hz, 1H), 5.04 (q, $J = 7.1$ Hz, 1H), 1.94 (d, $J = 7.0$ Hz, 3H), 1.40 (s, 9H).

(2R,4R)-3-(tert-butylsulfonyl)-6-chloro-4-phenyl-3,4-dihydrobenzo[e][1,2,3]oxathiazine 2-oxide (7bB)



The compound was synthesized and readily used without any purification. ¹H NMR (400 MHz, CDCl₃) δ 7.54 (d, *J* = 7.4 Hz, 2H), 7.43 – 7.32 (m, 3H), 7.30 (dd, *J* = 8.8, 2.5 Hz, 1H), 7.09 (d, *J* = 8.7 Hz, 1H), 6.91 (d, *J* = 2.5 Hz, 1H), 6.10 (s, 1H), 1.28 (s, 9H).

(2R,4R)-4-Allyl-3-(tert-butylsulfonyl)-6-chloro-3,4-dihydrobenzo[e][1,2,3]oxathiazine 2-oxide (7bC)

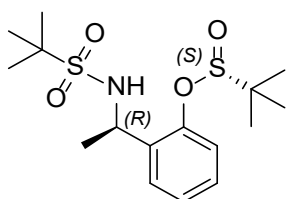


The compound was synthesized and readily used without any purification. ¹H NMR (400 MHz, CDCl₃) δ 7.30 (dd, *J* = 8.7, 2.5 Hz, 1H), 7.18 (d, *J* = 2.5 Hz, 1H), 7.07 (d, *J* = 8.7 Hz, 1H), 5.98 – 5.73 (m, 1H), 5.22 (dt, *J* = 10.2, 0.9 Hz, 1H), 5.17 (dq, *J* = 16.9, 1.5 Hz, 1H), 4.91 (dd, *J* = 8.4, 6.7 Hz, 1H), 3.19 – 3.07 (m, 1H), 3.02 – 2.85 (m, 1H), 1.37 (s, 9H).

General procedure for the synthesis of 8

Tertiary Grignard reagent (1.05 mmol, 1.05 eq., 0.15 to 1 M solution in Et₂O) was slowly added at –40C to a solution of the oxathiazinone **7** (1 mmol) in anhydrous THF (3 mL) for **8aA-C**, **8bA-C** or in anhydrous Et₂O (3 mL) for **8bD,E**. The reaction mixture was stirred at –40 C for 1 h for **8aA-C**, **8bA-C**, at 0 C for **8bD** and at 20 C for **8bE**. After completion, monitored by TLC, the reaction was quenched with aqueous citric acid solution (0.4 eq., 20%) and extracted with AcOEt (3x). The organic phase was then washed with aqueous Na₂HPO₄ solution (5%, 2x), dried over anhydrous Na₂SO₄ and concentrated under reduced pressure. The crude was purified by column chromatography.

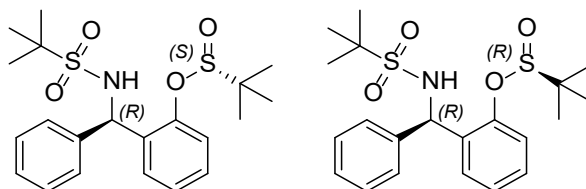
2-((R)-1-((1,1-dimethylethyl)sulfonamido)ethyl)phenyl (S)-2-methylpropane-2-sulfinate (8aA)



Clear oil. Yield 94% (0.34 g). Column chromatography (CyH/AcOEt 8:2). [α]_D²⁰ = +118 (*c* = 0.9, CH₂Cl₂). ¹H NMR (400 MHz, CDCl₃) δ 7.33 – 7.27 (m, 2H), 7.17 (tt, *J* = 8.6, 1.4 Hz, 2H), 5.29 (d, *J* = 9.5 Hz, 1H), 4.79 (dq, *J* = 9.3, 6.9 Hz, 1H), 1.59 (d, *J* = 6.9 Hz, 3H), 1.40 (s, 9H), 1.29 (s, 9H). ¹³C NMR (100 MHz, CDCl₃) δ 153.4, 129.0, 128.7, 127.7, 120.6, 116.5, 59.9, 53.8, 51.3, 24.1, 23.7, 21.9. GC Rt: 12.1 min. GCMS (ED)

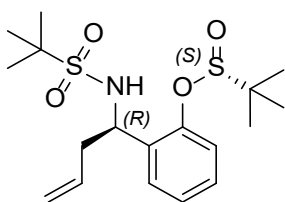
m/z (%) = 57 (100) [tBu]⁺, 304 (1) [M - tBu]⁺. **HRMS** (ESI) m/z 362.1463, calcd. for C₁₆H₂₈NO₄S₂ [MH]⁺: 362.1460.

2-((R)-((1,1-dimethylethyl)sulfonamido)(phenyl)methyl)phenyl 2-methylpropane-2-sulfinate (8ab)



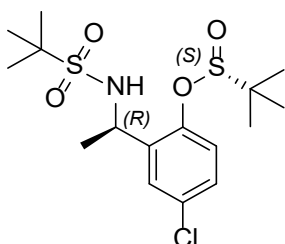
Sulfinate **8aB** was obtained as a hardly separable mixture of two diastereoisomers (Table 2, entry 2). Since it was not reactive in the subsequent ring opening with LiHMDS, no further attempt to separate the diastereoisomeric mixture was made.

2-((R)-1-((1,1-dimethylethyl)sulfonamido)but-3-en-1-yl)phenyl (S)-2-methylpropane-2-sulfinate (8aC)



Clear oil. Column chromatography (CyH/AcOEt 9:1). Yield 95% (0.37 g). $[\alpha]_D^{20} = +97$ (c = 1.0, CH₂Cl₂). **¹H NMR** (400 MHz, CDCl₃) δ 7.30 (ddd, $J = 8.6, 7.0, 1.9$ Hz, 1H), 7.25 – 7.14 (m, 3H), 5.63 (ddt, $J = 17.3, 10.2, 7.2$ Hz, 1H), 5.12 – 5.02 (m, 2H), 4.74 (d, $J = 8.6$ Hz, 1H), 2.68 (t, $J = 7.2$ Hz, 2H), 1.40 (s, 9H), 1.28 (s, 9H). **¹³C NMR** (100 MHz, CDCl₃) δ 151.5, 133.7, 133.5, 129.5, 129.2, 125.6, 120.7, 118.8, 59.7, 59.0, 42.3, 24.3, 22.0. **GC** R_t: 20.3 min. **GCMS** (EI) m/z (%) 121 (21) [C₄H₉O₂S]⁺, 122 (100) [C₄H₁₀O₂S]⁺, 162 (14) [C₁₀H₁₁NO]⁺, 283 (1) [M - tBuSO]⁺. **HRMS** (ESI) m/z 388.1612, calcd. for C₁₈H₃₀NO₄S₂ [MH]⁺: 388.1616.

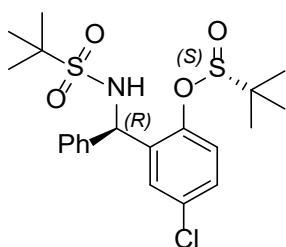
4-Chloro-2-((R)-1-((1,1-dimethylethyl)sulfonamido)ethyl)phenyl (S)-2-methylpropane-2-sulfinate (8bA)



White waxy solid. Yield 85% (0.34 g). Column chromatography (CyH/AcOEt 9:1). $[\alpha]_D^{20} = +126$ (c = 0.9, CH₂Cl₂). **¹H NMR** (400 MHz, CDCl₃) δ 7.29 (d, $J = 2.5$ Hz, 1H), 7.24 (dd, $J = 8.7, 2.7$ Hz, 1H), 7.10 (d, $J = 8.6$ Hz, 1H), 5.18 (d, $J = 9.5$ Hz, 1H), 4.77 (dq, $J = 9.6, 7.0$ Hz, 1H), 1.56 (d, $J = 7.0$ Hz, 3H), 1.39 (s, 9H), 1.31 (s, 9H). **¹³C NMR** (100 MHz, CDCl₃) δ 149.8, 137.5, 131.0, 128.8, 128.4, 122.2, 59.6, 59.1, 51.2, 24.6,

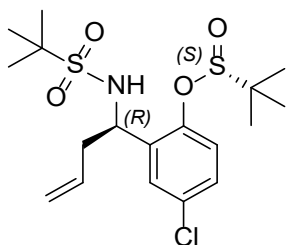
24.2, 21.7. **GC** R_t: 13.9 min. **GCMS** (EI) *m/z* (%) 57 (100) [tBu]⁺, 338 (1) [M – tBu]⁺. **HRMS** (ESI) *m/z* 396.1073, calcd. for C₁₆H₂₇ClNO₄S₂ [MH]⁺: 396.1070.

4-Chloro-2-((S)-((1,1-dimethylethyl)sulfonamido)(phenyl)methyl)phenyl (S)-2-methylpropane-2-sulfinate (8bB)



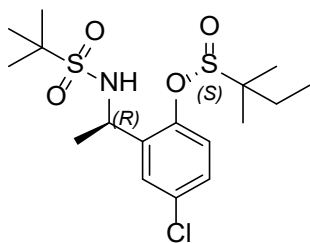
White solid (m. p.: 187 – 189 C). Column chromatography (CyH/AcOEt 9:1). Yield 95% (0.43 g). $[\alpha]_D^{20} = +130$ (c = 1.4, CH₂Cl₂). **¹H NMR** (400 MHz, CDCl₃) δ 7.45 (d, *J* = 2.6 Hz, 1H), 7.33 (dd, *J* = 8.6, 2.6 Hz, 1H), 7.32 – 7.25 (m, 4H), 7.26 – 7.18 (m, 1H), 7.08 (d, *J* = 8.6 Hz, 1H), 5.79 (d, *J* = 10.0 Hz, 1H), 5.67 (brd, *J* = 10.1 Hz, 1H), 1.36 (s, 9H), 1.11 (s, 9H). **¹³C NMR** (100 MHz, CDCl₃) δ 150.3, 140.8, 135.9, 130.8, 130.4, 129.4, 128.3, 127.1, 126.3, 122.3, 59.8, 59.0, 58.2, 24.1, 21.4. **GC** R_t: 18.5 min. **GCMS** (EI) *m/z* (%) 57 (100) [tBu]⁺, 400 (4.1) [M – tBu]⁺, 457 (4.3) [M]⁺. **HRMS** (ESI) *m/z* 458.1223, calcd. for C₂₁H₂₉ClNO₄S₂ [MH]⁺: 458.1227.

4-Chloro-2-((R)-1-((1,1-dimethylethyl)sulfonamido)but-3-en-1-yl)phenyl (S)-2-methylpropane-2-sulfinate (8bC)



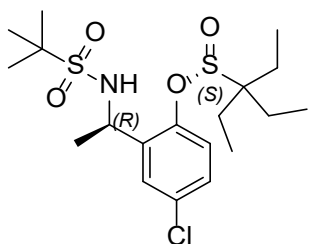
White waxy solid. Column chromatography (CyH/AcOEt 9:1). Yield 86% (0.36 g). $[\alpha]_D^{20} = +160$ (c = 1.1, CH₂Cl₂). **¹H NMR** (400 MHz, CDCl₃) δ 7.26 (d, *J* = 1.8 Hz, 1H), 7.23 (dd, *J* = 8.6, 2.4 Hz, 1H), 7.13 (d, *J* = 8.6 Hz, 1H), 5.64 (brs, 1H), 5.20 – 5.14 (m, 1H), 5.11 (d, *J* = 5.6 Hz, 1H), 5.08 (s, 1H), 4.82 – 4.65 (m, 1H), 2.60 (dt, *J* = 20.1, 13.5, 6.8 Hz, 2H), 1.37 (s, 9H), 1.28 (s, 9H). **¹³C NMR** (100 MHz, CDCl₃) δ 149.7, 135.8, 133.1, 130.7, 128.8, 121.8, 119.1, 59.6, 59.1, 41.8, 24.1, 21.7. **GC** R_t: 12.1 min. **GCMS** (EI) *m/z* (%) 57 (100) [tBu]⁺, 421 (4) [M]⁺. **HRMS** (ESI) *m/z* 422.1230, calcd. for C₁₈H₂₉ClNO₄S₂ [MH]⁺: 422.1227.

4-chloro-2-((R)-1-((1,1-dimethylethyl)sulfonamido)ethyl)phenyl (S)-2-methylbutane-2-sulfinate (8bD)



White solid (m. p.: 64 – 66 C). Yield 90%. Column chromatography (CyH/AcOEt 9:1). $[\alpha]_D^{20} = -177$ (c = 1.04, CH₂Cl₂). ¹H NMR (400 MHz, CDCl₃) δ 7.27 (s, 1H), 7.24 (d, *J* = 2.7 Hz, 1H), 7.09 (d, *J* = 9.3 Hz, 1H), 5.06 (d, *J* = 9.5 Hz, 1H), 4.70 – 4.60 (m, 1H), 1.84 (dq, *J* = 14.8, 7.4 Hz, 1H), 1.75 (dq, *J* = 14.5, 7.6 Hz, 1H), 1.58 (d, *J* = 7.0 Hz, 3H), 1.37 (s, 3H), 1.35 (s, 3H), 1.32 (s, 9H), 1.06 (t, *J* = 7.6 Hz, 3H). ¹³C NMR (100 MHz, CDCl₃) δ 149.9, 137.8, 131.1, 128.9, 128.4, 122.3, 77.5, 77.2, 76.8, 62.8, 59.7, 51.1, 27.9, 24.7, 24.3, 18.6, 7.9. HPLC R_t: 9.7 min. HPLC-MS (ESI) *m/z* (%) 841.05 (100) [2M+Na]⁺, 410.10 (11) [M + H]⁺. HRMS (ESI) *m/z* 410.1227, calcd. for C₁₇H₂₉ClNO₄S₂ [MH]⁺: 410.1231.

4-chloro-2-((R)-1-((1,1-dimethylethyl)sulfonamido)ethyl)phenyl (S)-3-ethylpentane-3-sulfinate (8bE)

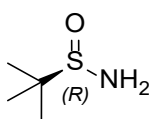


White solid (m. p.: 72 – 74 C). Yield 95%. Column chromatography (CyH/AcOEt 9:1). $[\alpha]_D^{20} = -148$ (c = 1.07, CH₂Cl₂). ¹H NMR (400 MHz, CDCl₃) δ 7.27 (d, *J* = 2.7 Hz, 1H), 7.24 (d, *J* = 2.6 Hz, 1H), 7.08 (d, *J* = 8.4 Hz, 1H), 5.06 (d, *J* = 9.5 Hz, 1H), 4.76 (dq, *J* = 9.5, 6.9 Hz, 1H), 1.90 (q, *J* = 7.8 Hz, 6H), 1.58 (d, *J* = 7.0 Hz, 3H), 1.32 (s, 9H), 1.07 (t, *J* = 7.5 Hz, 9H). ¹³C NMR (100 MHz, CDCl₃) δ 149.66, 137.93, 130.76, 128.52, 127.81, 121.67, 77.48, 77.16, 76.84, 67.85, 59.52, 50.20, 24.71, 24.12, 23.45, 8.07. HPLC R_t: 27.3 min. HPLC-MS (ESI) *m/z* (%) 897.15 (100) [2M+Na]⁺, 438.15 (24) [M + H]⁺. HRMS (ESI) *m/z* 438.1540, calcd. for C₁₉H₃₃ClNO₄S₂ [MH]⁺: 438.1543.

General procedure for the synthesis of 9

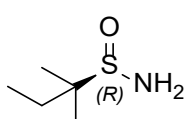
Lithium bis(trimethylsilyl)amide (2.3 mmol, 2.3 mL, 2.3 eq., 1 M solution in THF) was added at 0C to a solution of the compound **8b** (1 mmol) in anhydrous THF (3 mL). The reaction mixture was stirred at 0 C for 1 h. After completion, monitored by TLC, the reaction was quenched with water (1 eq.). The solvent was removed under reduced pressure and the crude was directly purified by column chromatography.

(R)-2-Methylpropane-2-sulfinamide (9a)



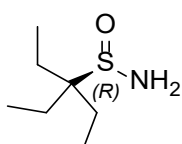
White solid (m. p.: 103 – 106 C). Yield 84% (0.10 g). Column chromatography (CH₂Cl₂/MeOH 95:5). $[\alpha]_D^{20} = +4.0$ (c = 1.0, CHCl₃). **¹H NMR** (400 MHz, MeOH-d₄) δ 1.21 (s, 9H). **¹³C NMR** (100 MHz, MeOH-d₄) δ 56.0, 22.7. **GC** R_t: 9.1 min. **GCMS** (EI) *m/z* (%) 57 (100) [tBu]⁺. **HRMS** (ESI) *m/z* 122.0638, calcd. for C₄H₁₂NOS [MH]⁺: 122.0640. **Chiral HPLC** (IA, hex/*i*PrOH 9:1, 1.0 mL/min, 40 C, 220 nm) R_t: 7.0 min.

(R)-2-methylbutane-2-sulfinamide (9b)



White waxy solid. Yield 82% (0.11 g). Column chromatography (gradient elution: from 9:1 Cy/AcOEt to 100% AcOEt). $[\alpha]_D^{20} = -9.4$ (c = 1.06, CH₂Cl₂). **¹H NMR** (400 MHz, CDCl₃) δ 3.69 (bs, 2H), 1.76 – 1.66 (app. m, 1H), 1.55 (dq, J = 13.6, 7.4 Hz, 1H), 1.18 (s, 3H), 1.16 (s, 3H), 0.98 (t, J = 7.5 Hz, 3H). **¹³C NMR** (100 MHz, CDCl₃) δ 58.7, 28.6, 18.7, 18.6, 8.0. **HPLC** R_t: 2.0 min. **HPLC-MS** (ESI) *m/z* (%) 293.2 (9) [2M+Na]⁺, 271.2 (75) [2M+H]⁺, 136.2 (100) [M + H]⁺. **HRMS** (ESI) *m/z* 136.0796, calcd. for C₅H₁₄NOS [MH]⁺: 136.0797. **Chiral HPLC** (AS, Hex/EtOH 9:1, 1.2 mL/min, 30 C, 220 nm) R_t: 7.9 min. Analytical data was found to be in agreement with the literature.^[7]

(R)-3-ethylpentane-3-sulfinamide (9c)



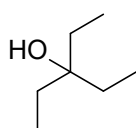
White waxy solid. Yield 43% (0.07 g). Column chromatography (gradient elution: from 9:1 Cy/AcOEt to 100% AcOEt). $[\alpha]_D^{20} = -13.9$ (c = 1.04, CH₂Cl₂). **¹H NMR** (400 MHz, CDCl₃) δ 3.75 (bs, 2H), 1.79 – 1.61 (m, 6H), 1.00 (t, J = 7.6 Hz, 9H). **¹³C NMR** (100 MHz, CDCl₃) δ 63.8, 23.8, 8.4. **HPLC** R_t: 3.7 min. **HPLC-MS** (ESI) *m/z* (%) 349.2 (46) [2M+Na]⁺, 327.2 (100) [2M + H]⁺, 164.2 (21) [M+H]⁺. **HRMS** (ESI) *m/z* 164.1109, calcd. for C₇H₁₈NOS [MH]⁺: 164.1106. **Chiral HPLC** (OD, hex/*i*PrOH 9:1, 1.0 mL/min, 30 C, 220 nm) R_t: 14.3 min. Analytical data was found to be in agreement with the literature.^[7]

Synthesis of tertiary alkyl chlorides and their Grignard reagents

Synthesis of 3-ethylpentan-3-ol (S-1b)

To a cooled (0 C) solution of 3-pentanone (20 mmol, 2.12 mL, 1 eq.) in anhydrous Et₂O (10 mL), ethyl magnesium bromide (22 mmol, 11 mL, 1.1 eq., 2M solution in Et₂O) was added dropwise. The reaction mixture was stirred overnight. After completion, monitored by TLC, the reaction was quenched with saturated aqueous NH₄Cl solution. The mixture was extracted with Et₂O (3x), the combined organic phases were dried over anhydrous Na₂SO₄ and concentrated under reduced pressure, and readily used in the following step without further purification.

3-ethylpentan-3-ol (S-1b)

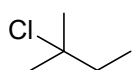


Colorless oil. Yield 96% (2.22 g). ¹H NMR (400 MHz, CDCl₃) δ 1.46 (q, J = 7.5 Hz, 6H), 0.86 (t, J = 7.5 Hz, 9H). ¹³C NMR (100 MHz, CDCl₃) δ 74.75, 30.54, 7.76. GC R_t: 7.4 min. GC-MS (EI) m/z (%) 87 (100) [M - Et]⁺. Analytical data was found to be in agreement with the literature^[3].

General procedure for the synthesis of alkyl chloride S-2

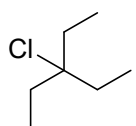
The tertiary alkyl chlorides were synthesized according to literature procedure,^[4] modified as follow. HCl 37% (8.21 mL, 100 mmol, 2 eq) was added dropwise to the pure tertiary alcohol (S-1, 50 mmol, 1 eq) in an open vial. The reaction was capped and stirred overnight. The upper organic phase was separated from the aqueous phase, diluted with Et₂O (5 mL) and washed with saturated aqueous NaHCO₃ solution. The organic layer was dried (Na₂SO₄), filtered and the desired product was isolated by fractional distillation.

2-chloro-2-methylbutane (S-2a)



Colorless oil. Yield 77% (4.1 g). ¹H NMR (400 MHz, CDCl₃) δ 1.78 (q, J = 7.4 Hz, 2H), 1.56 (s, 6H), 1.03 (t, J = 7.3 Hz, 3H). ¹³C NMR (100 MHz, CDCl₃) δ 71.69, 38.90, 32.07, 9.62. Analytical data was found to be in agreement with the literature^[5].

3-chloro-3-ethylpentane (S-2b)

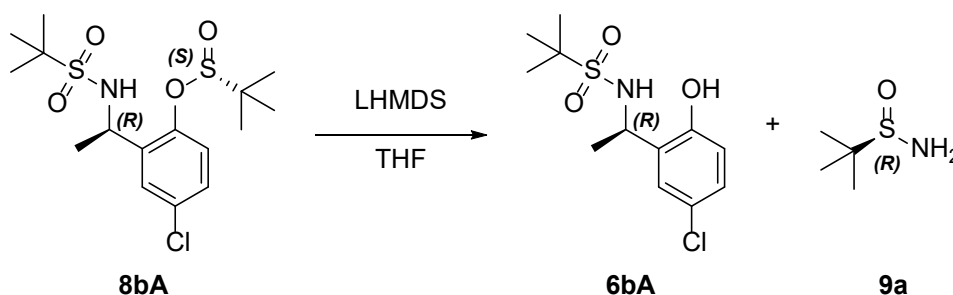


Colorless oil. Yield 85% (5.7 g). ¹H NMR (400 MHz, CDCl₃) δ 1.78 (q, J = 7.4 Hz, 6H), 0.95 (t, J = 7.4 Hz, 6H). ¹³C NMR (100 MHz, CDCl₃) δ 80.16, 33.01, 8.81. GC R_t: 9.1 min. GC-MS (EI) m/z (%) 105.1 (25) [M - Et]⁺, 99.2 (7) [M - Cl]⁺, 69.2 (100) [M - EtCl - H]⁺. Analytical data was found to be in agreement with the literature^[6].

General Procedure for the synthesis of tertiary alkyl magnesium chlorides S-3

In a dried 25 mL, three-necked, round bottom flask, were placed activated magnesium turnings (15.3 mmol, 0.375 g, 1.03 eq.). Magnesium was covered with anhydrous Et₂O (1 mL) and dibromoethane (0.026 mL, 0.3 mmol) was added. The mixture warmed up and the solvent started refluxing. When the reaction mixture cooled down to room temperature, pure alkyl chloride (**S-2**, 2.5 mmol, 0.5 mL) was added to the magnesium to start the reaction. Stirring was begun and a solution of pure alkyl chloride (**S-2**, 12.5 mmol) in anhydrous Et₂O (6.5 mL) was added dropwise. The reaction was stirred for 2 h and then titrated against salicylaldehyde phenylhydrazone^[8] prior to use.

Chiral HPLC analyses

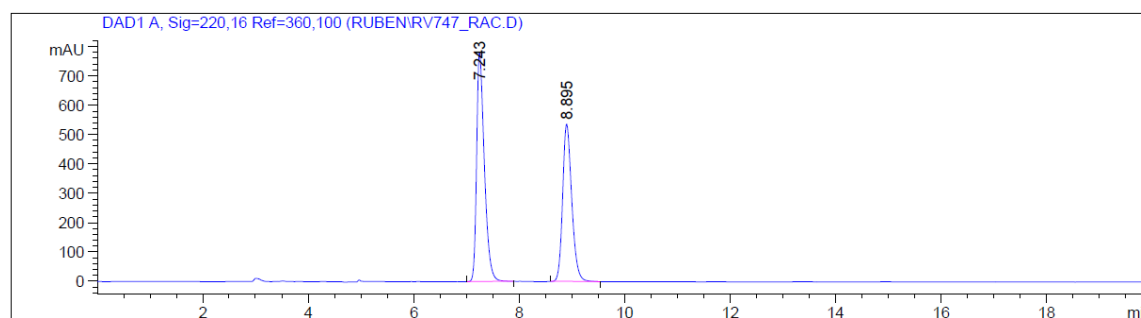
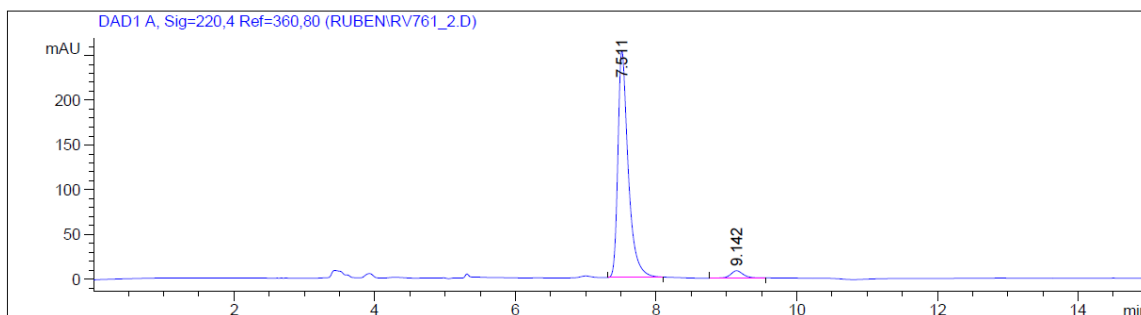


6bA Recovery (%)

95

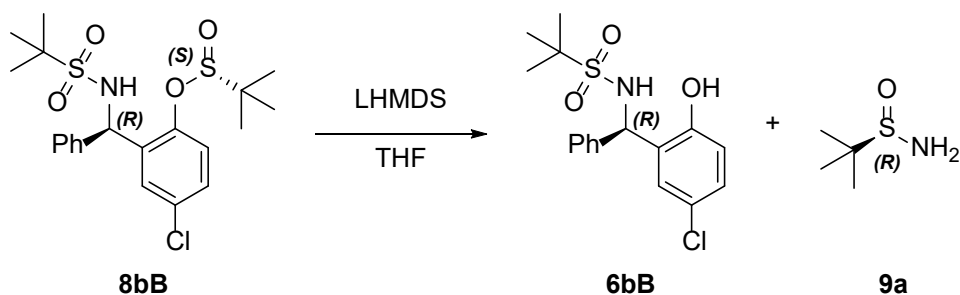
9a Yield (e.e.) (%)

84 (93)



Signal 1: DAD1 A, Sig=220,4 Ref=360,80

Peak #	RetTime [min]	Type	Width [min]	Area [mAU*s]	Height [mAU]	Area %
1	7.511	BB	0.1530	2591.94067	254.04942	96.5170
2	9.142	MM	0.1950	93.53394	7.99371	3.4830

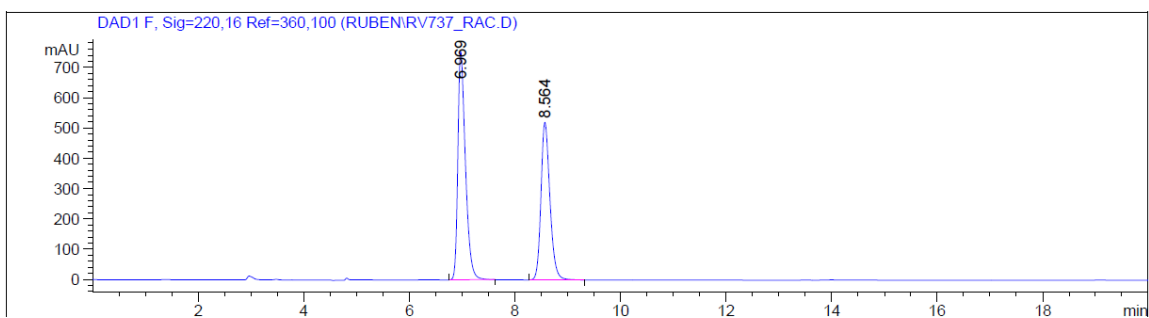
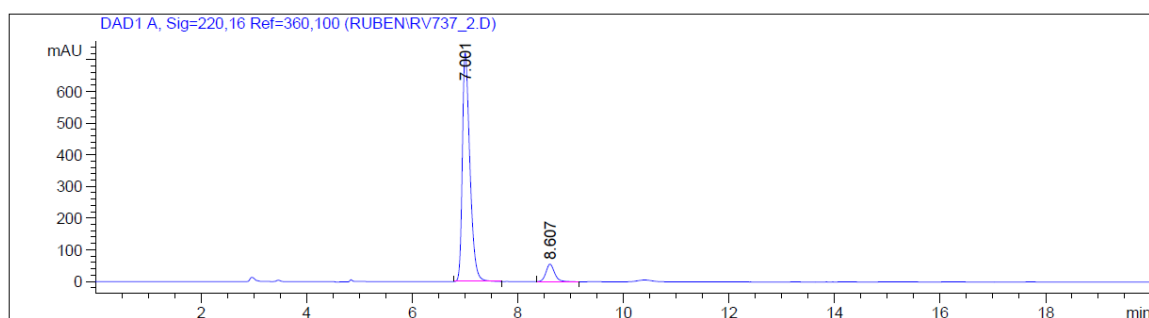


6bB Recovery (%)

92

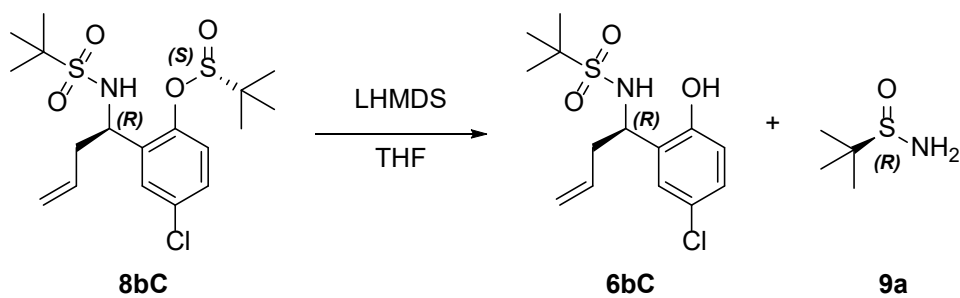
9a Yield (e.e.) (%)

92 (83)



Signal 1: DAD1 A, Sig=220,16 Ref=360,100

Peak #	RetTime [min]	Type	Width [min]	Area [mAU*s]	Height [mAU]	Area %
1	7.001	BB	0.1498	7175.60596	722.81012	91.8077
2	8.607	BB	0.1746	640.30579	55.51767	8.1923

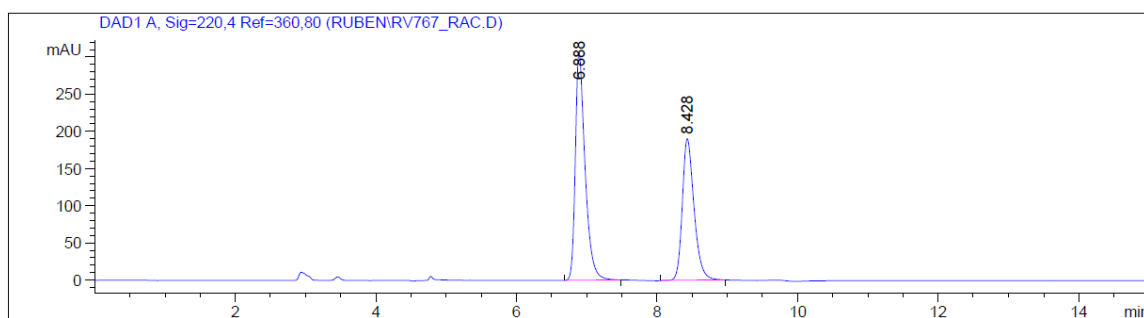
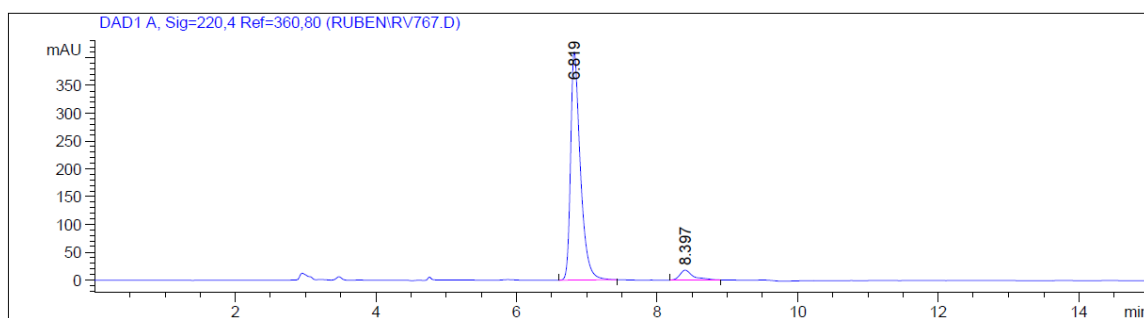


6bC Recovery (%)

97

9a Yield (e.e.) (%)

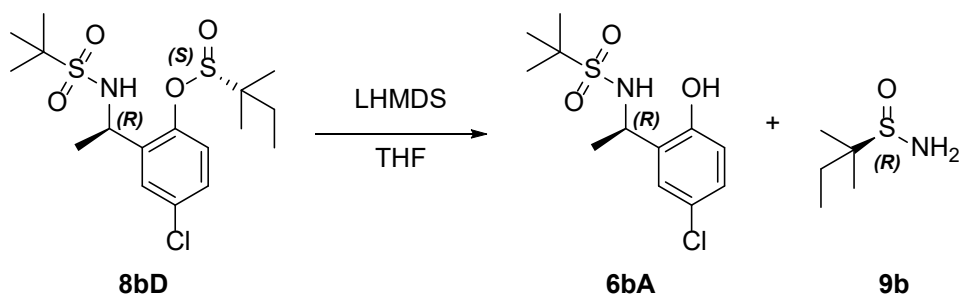
89 (90)



Signal 1: DAD1 A, Sig=220,4 Ref=360,80

Peak #	RetTime [min]	Type	Width [min]	Area [mAU*s]	Height [mAU]	Area %
1	6.819	BB	0.1433	3992.15503	411.13358	95.2084
2	8.397	MM	0.1956	200.91537	17.12121	4.7916

Totals : 4193.07040 428.25479

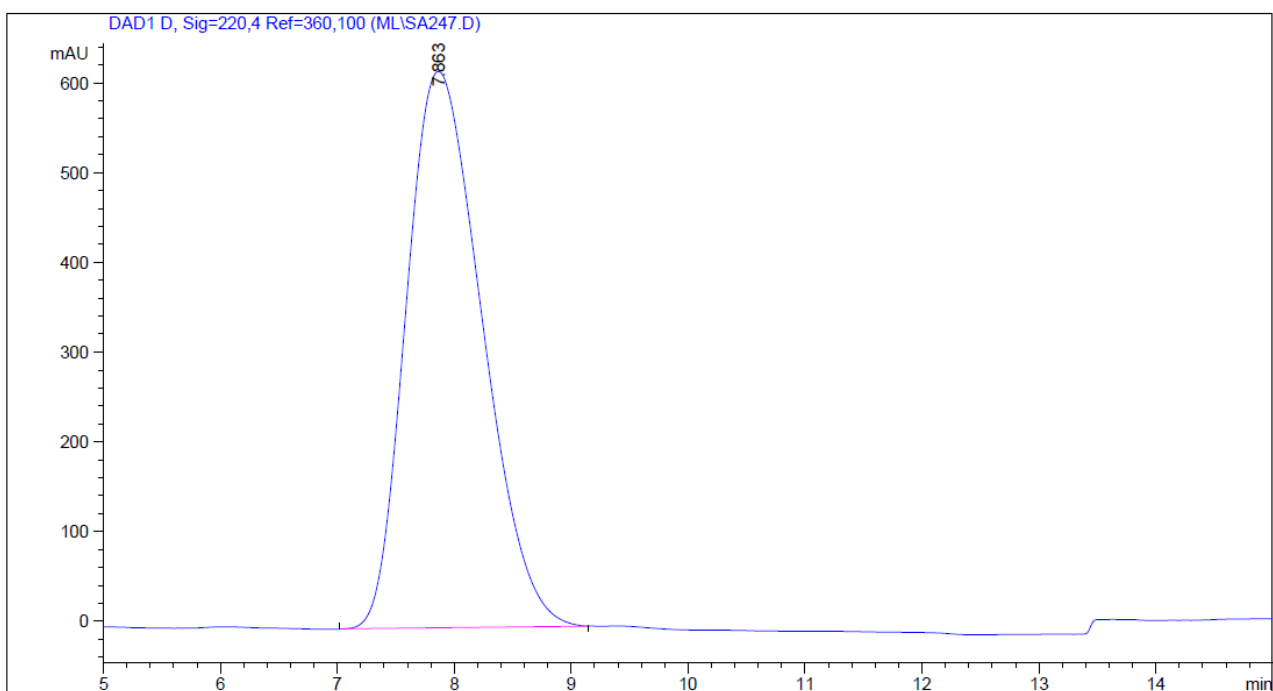


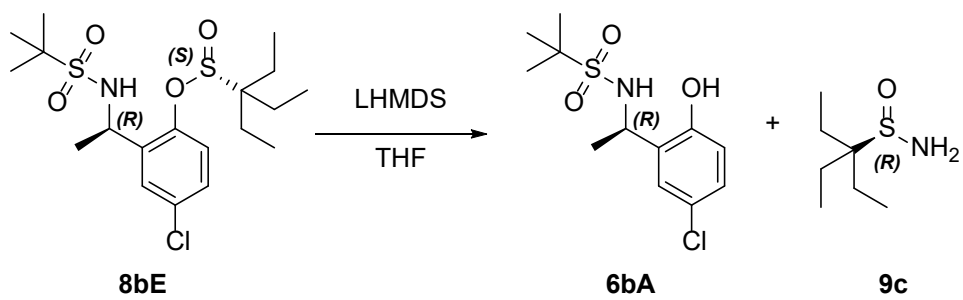
6bA Recovery (%)

95

9b Yield (e.e.) (%)

82 (99)



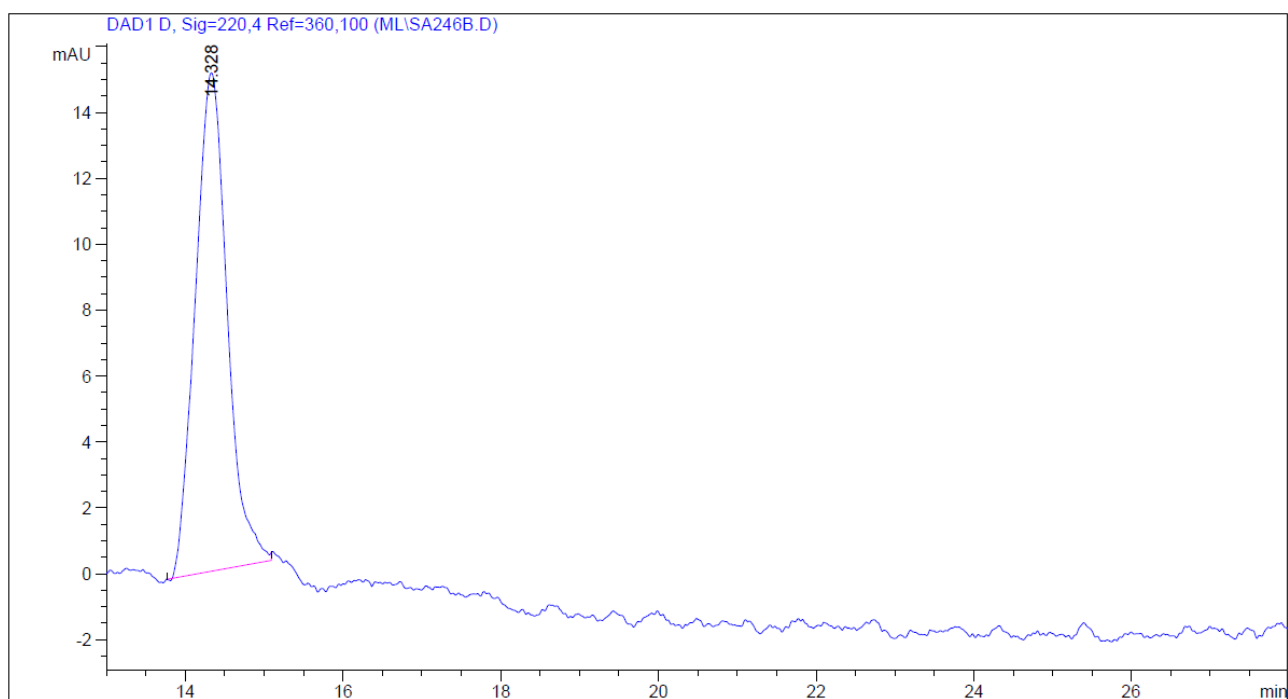


6bA Recovery (%)

95

9c Yield (e.e.) (%)

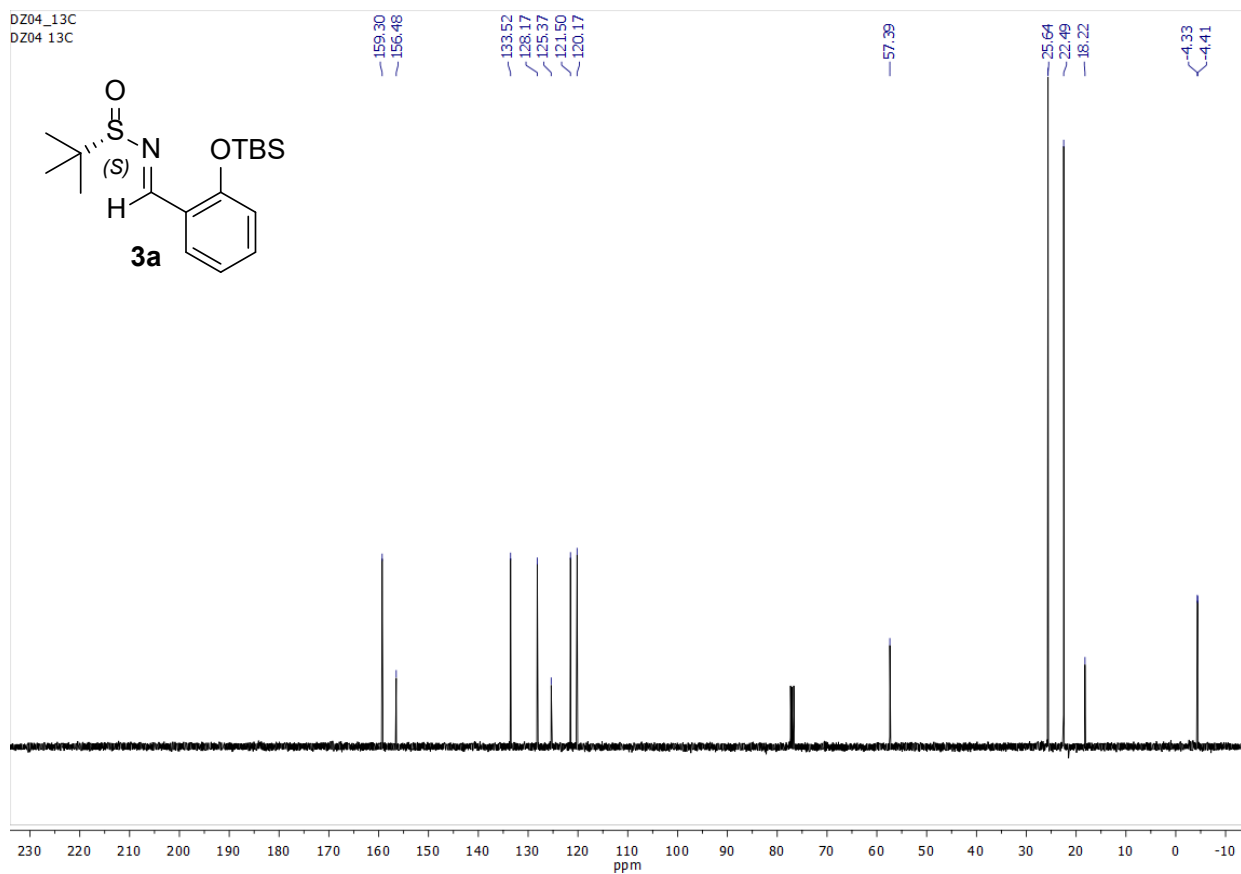
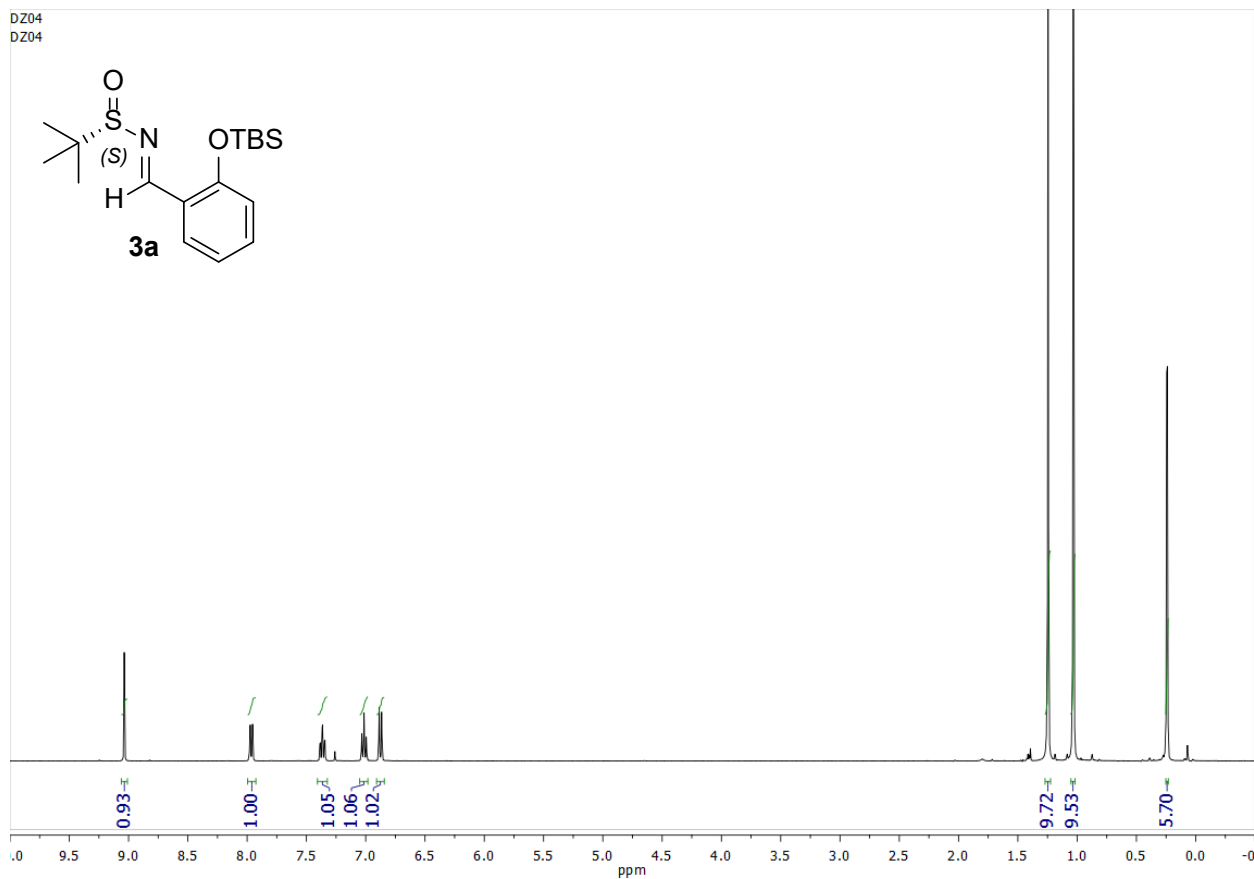
43 (99)



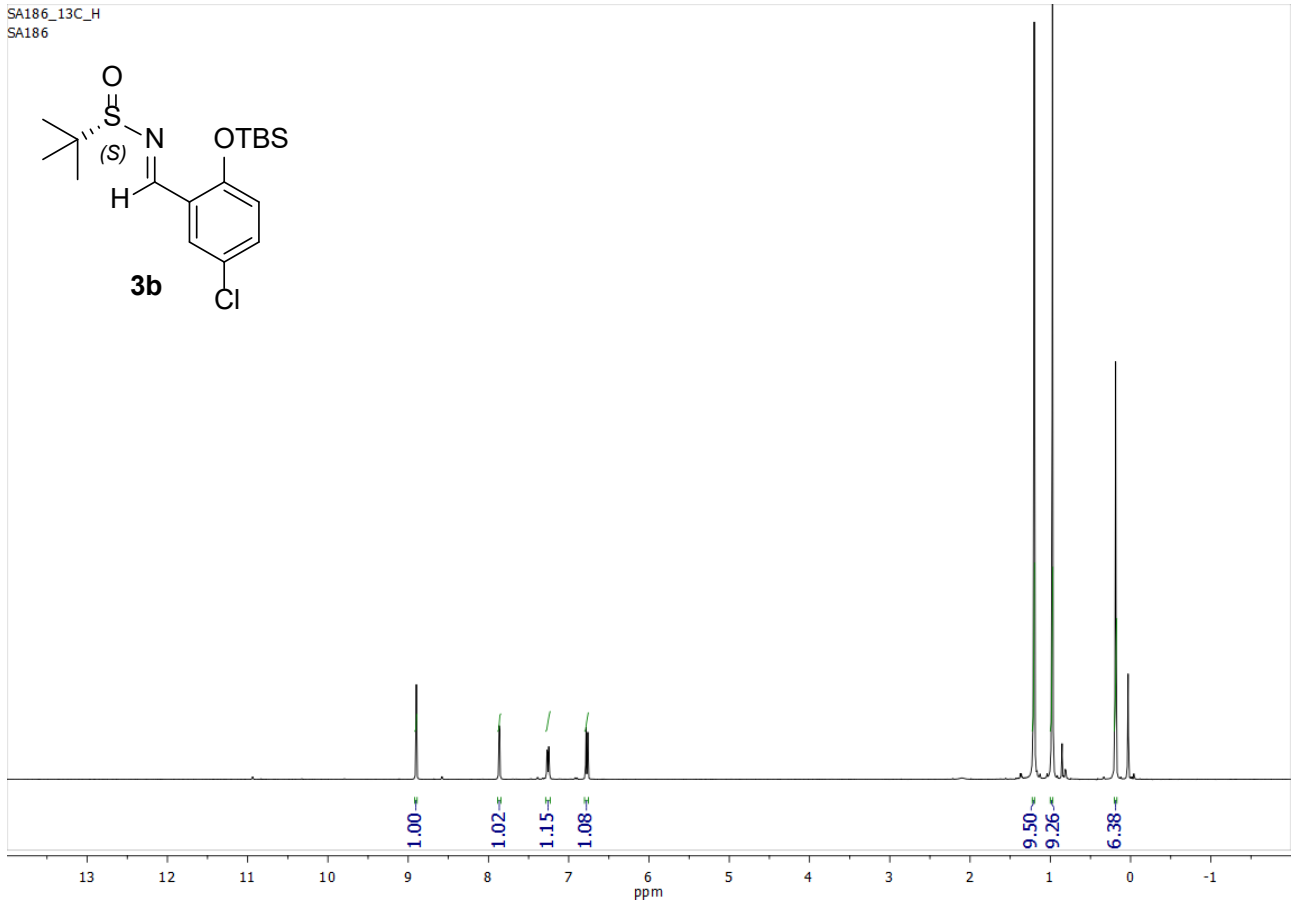
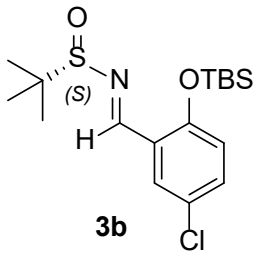
References

- [1] G. Procopiou, W. Lewis, G. Harbottle, R. A. Stockman, Cycloaddition of Chiral *tert*-Butanesulfinimines with Trimethylenemethane. *Org. Lett.* **2013**, *15*, 2030–2033.
- [2] M. Zhang, T. Lu, Y. Zhao, G. Xie, Z. Miao, K₃PO₄-Promoted Domino Reactions: Diastereoselective Synthesis of *trans*-2,3-Dihydrobenzofurans From Salicyl *N*-*tert*-Butanesulfinyl Imines And Sulfur Ylides. *RSC Adv.* **2019**, *9*, 11978–11985.
- [3] M. Kapoor, D. Liu, M. C. Young, Carbon Dioxide-Mediated C(sp³)-H Arylation of Amine Substrates. *J. Am. Chem. Soc.* **2018**, *140*, 6818–6822.
- [4] P. Stanetty, H. Koller, G. Pürstinger, S. Grubner, Synthese neuer 7-Benzofuranmethanamine als heterocyclische Analoga des Squalenepoxidasehemmers *Butenafine*. *Arch. Pharm.* **1993**, *326*, 351–358.
- [5] N. Ajvazi, S. Stavber, Direct halogenation of alcohols with halosilanes under catalyst- and organic solvent-free reaction conditions. *Tetrahedron Lett.* **2016**, *57*, 2430–2433.
- [6] S. D. Lepore, A. K. Bhunia, D. Mondal, P. C. Cohn, C. Lefkowitz, Rapid Conversion of Hindered Arylsulfonates to Alkyl Chlorides with Retention of Configuration. *J. Org. Chem.* **2006**, *71*, 3285–3286.
- [7] Z. Han, D. Krishnamurthy, P. Grover, Q. K. Fang, X. Su, H. S. Wilkinson, Z.-H. Lu, D. Magiera, C. H. Senanayake, Practical and highly stereoselective technology for preparation of enantiopure sulfoxides and sulfinamides utilizing activated and functionally differentiated *N*-sulfonyl-1,2,3-oxathiazolidine-2-oxide derivatives. *Tetrahedron* **2005**, *61*, 6386–6408.
- [8] B. E. Love, E. G. Jones, The Use of Salicylaldehyde Phenylhydrazone as an Indicator for the Titration of Organometallic Reagents. *J. Org. Chem.* **1999**, *64*, 3755–3756.

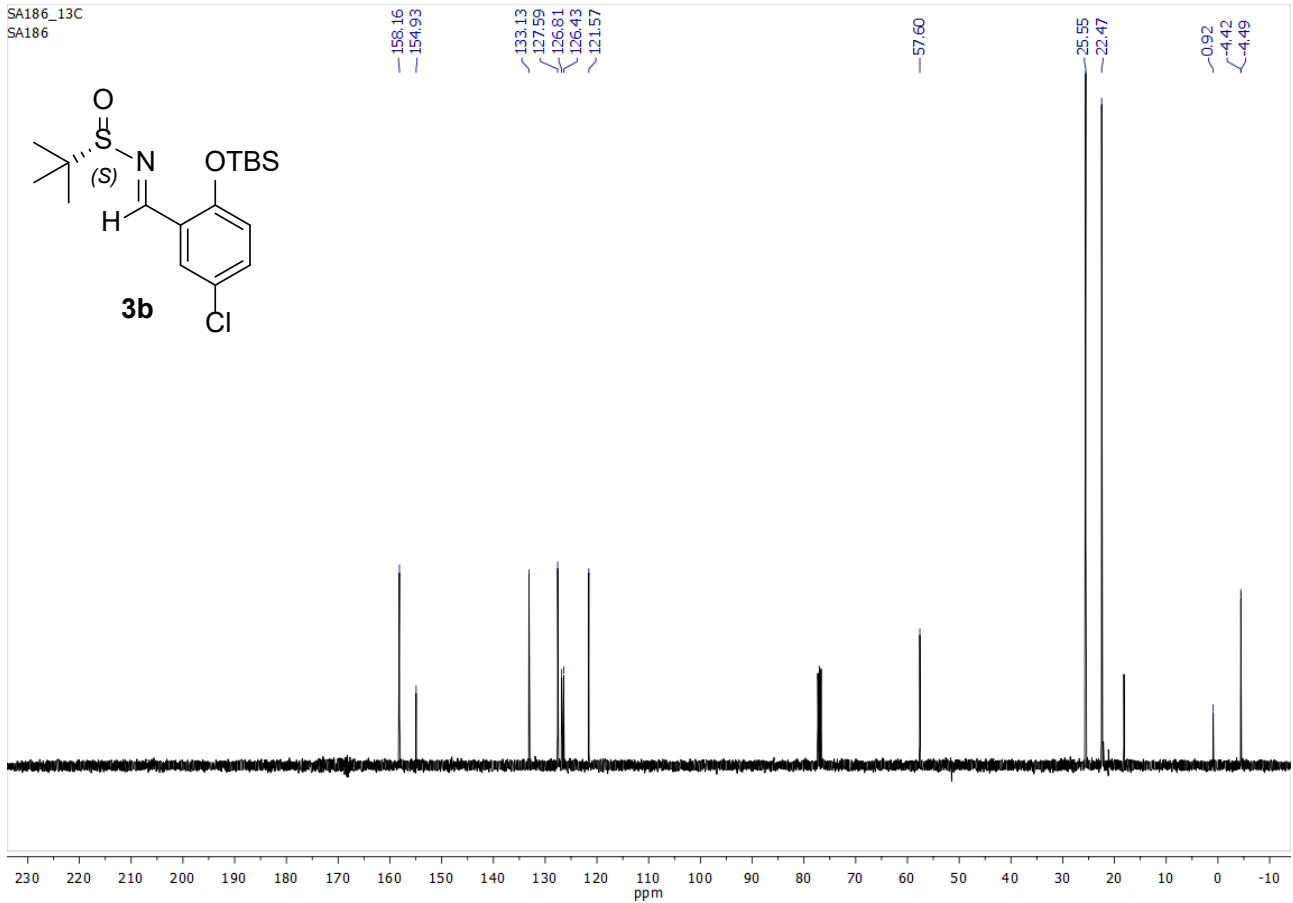
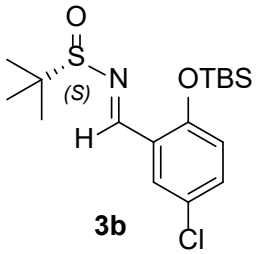
NMR spectra



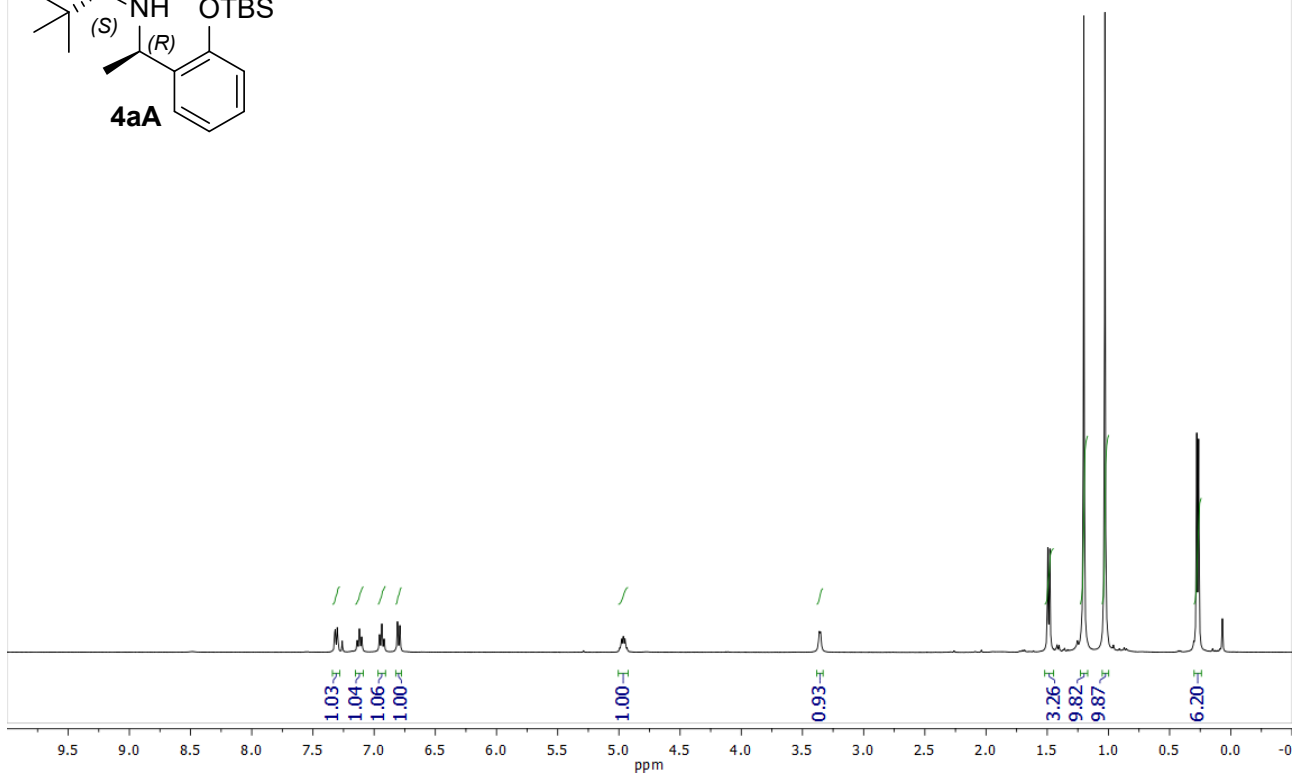
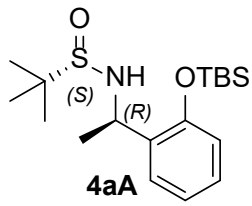
SA186_13C_H
SA186



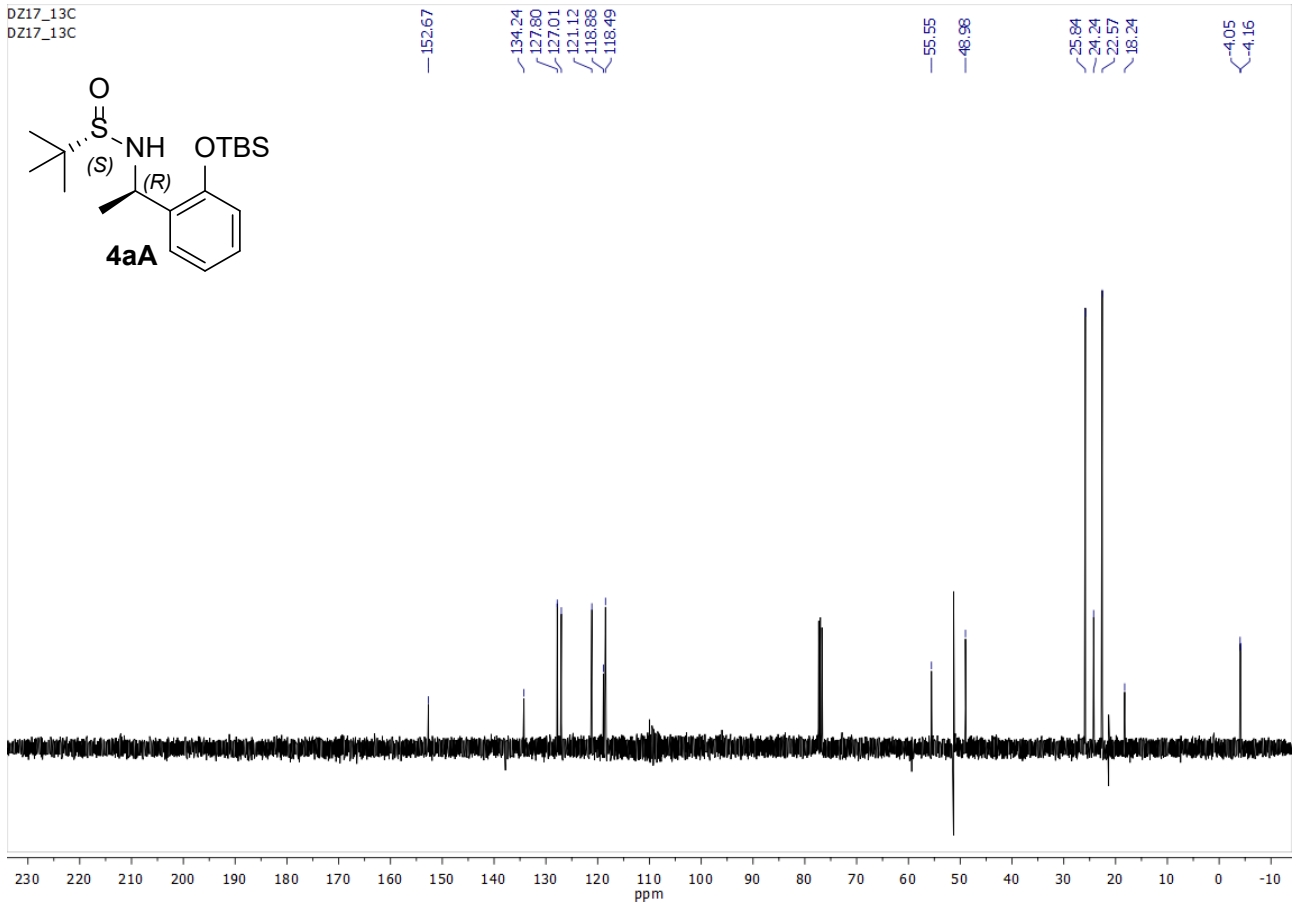
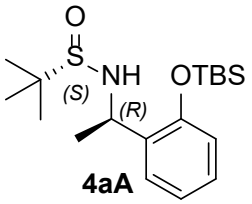
SA186_13C
SA186



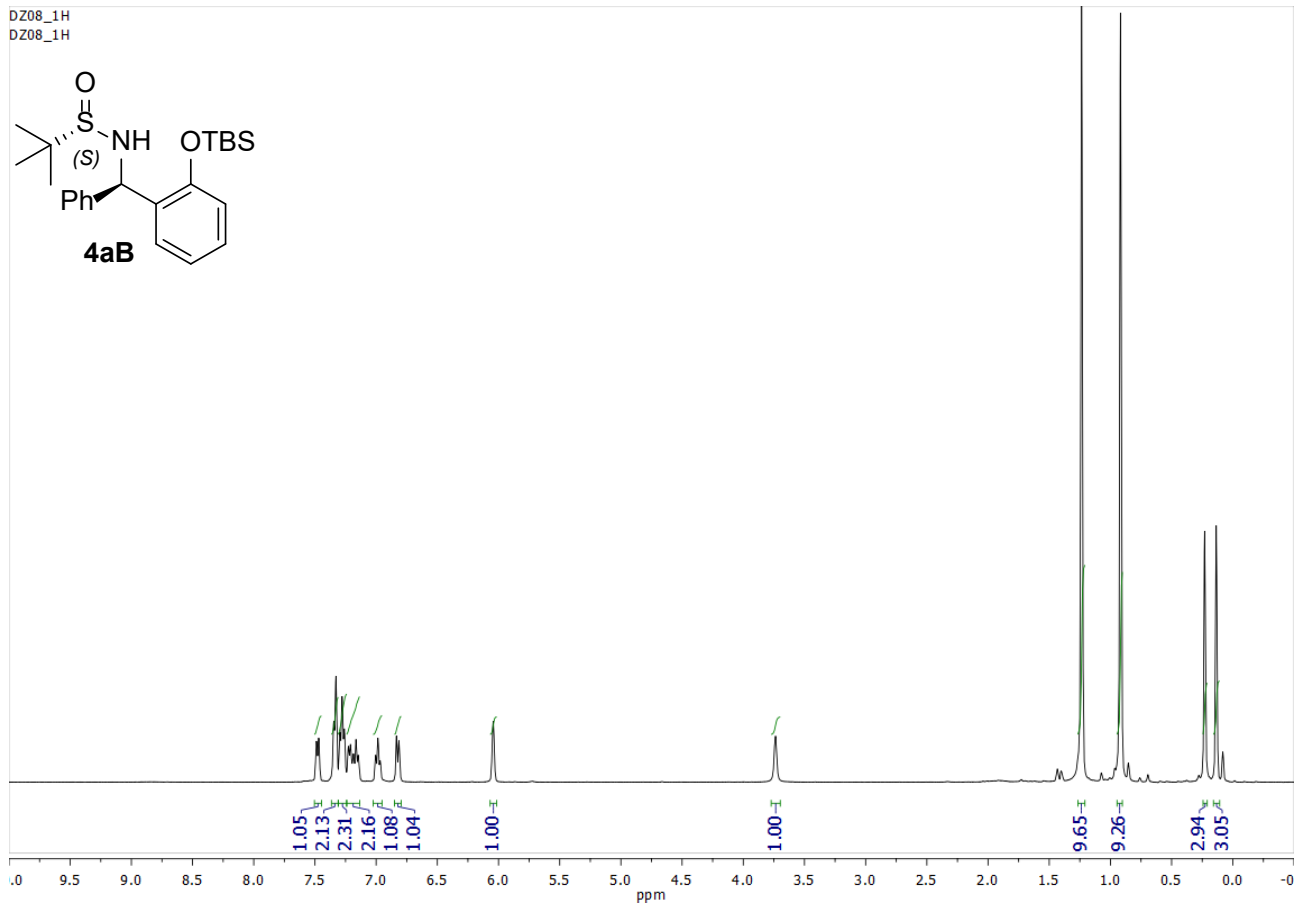
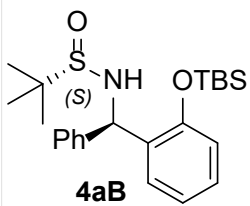
DZ17_1H
DZ17_1H



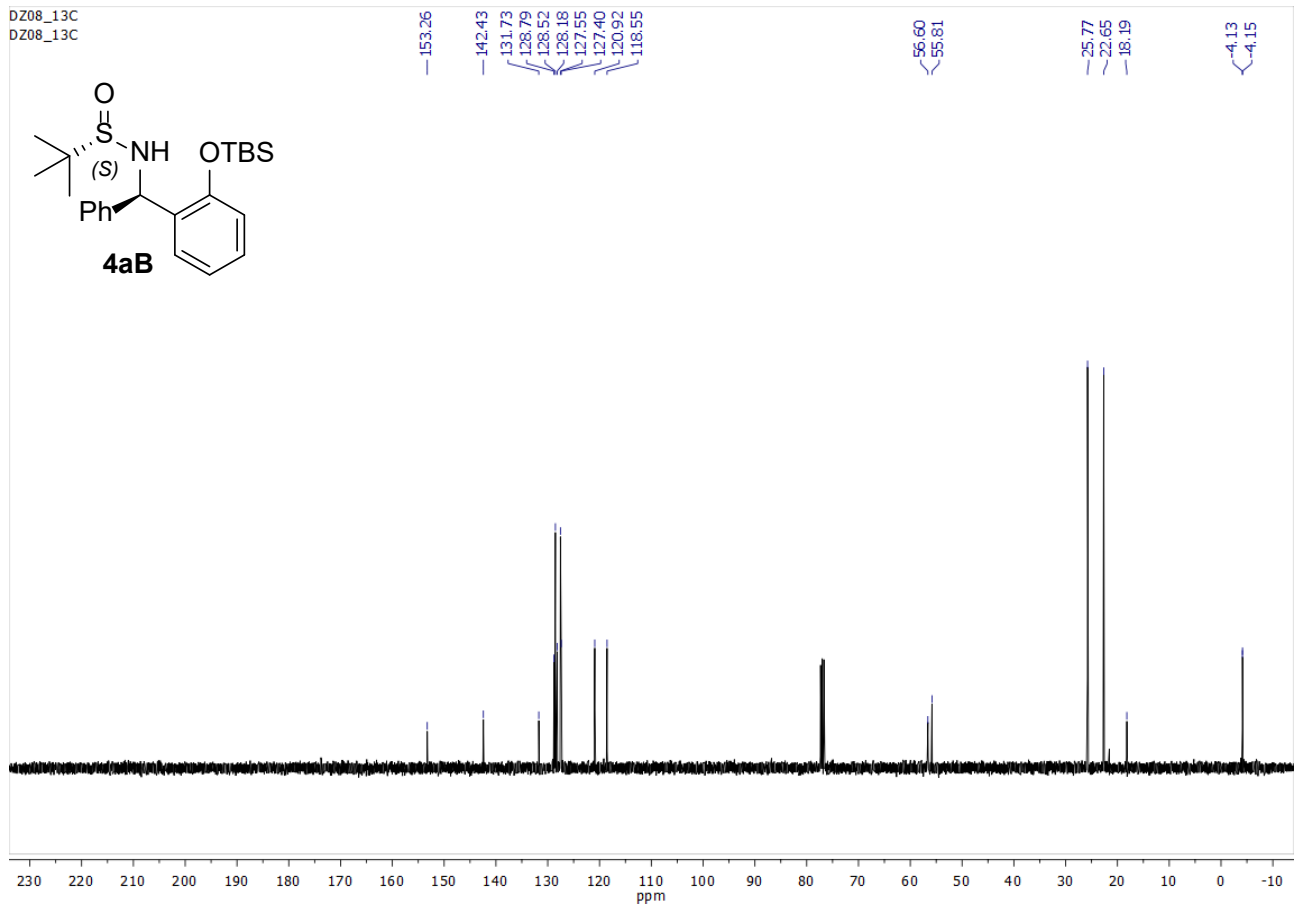
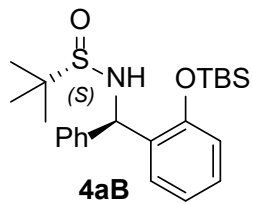
DZ17_13C
DZ17_13C



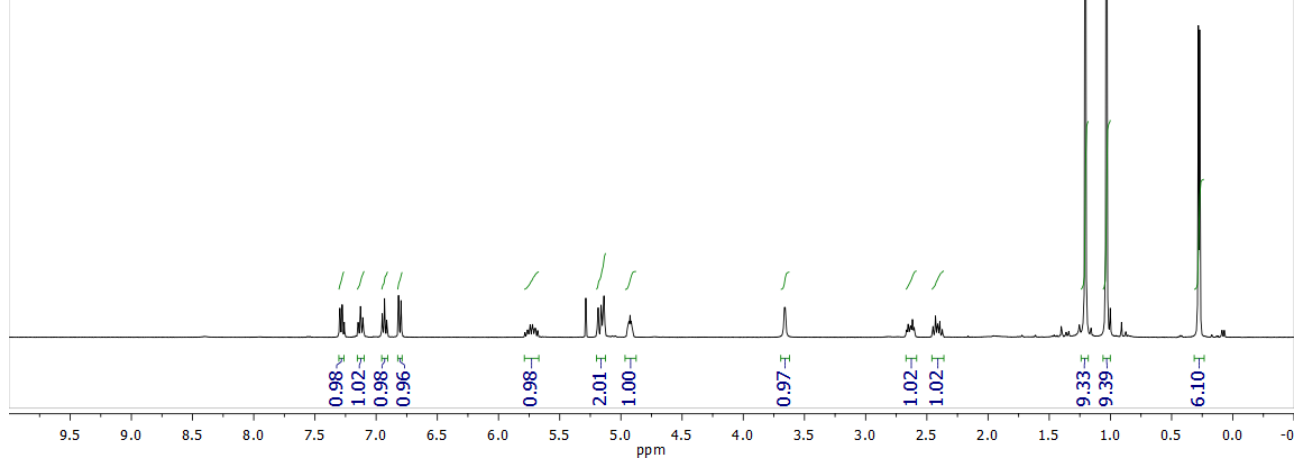
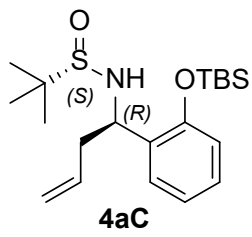
DZ08_1H
DZ08_1H



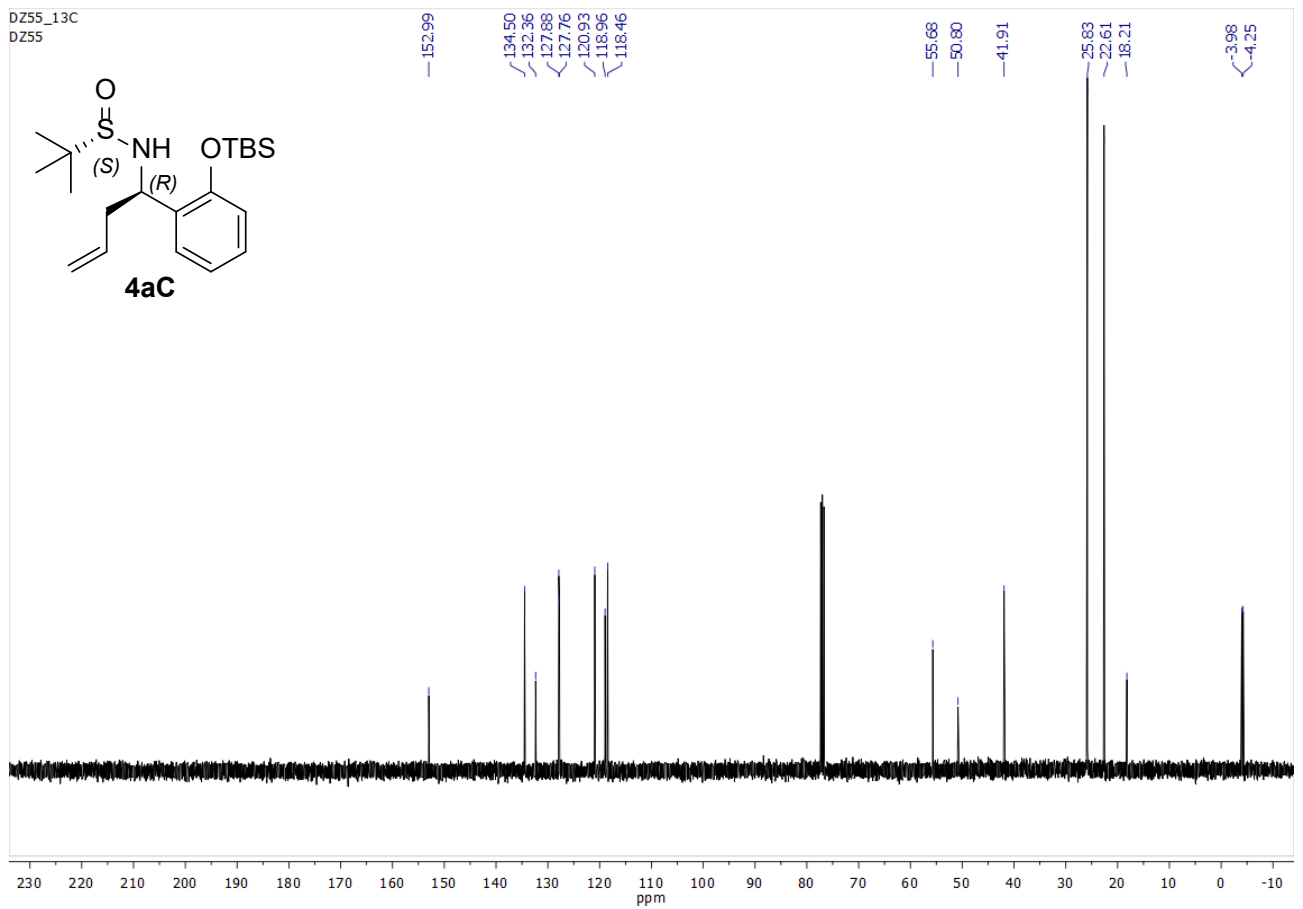
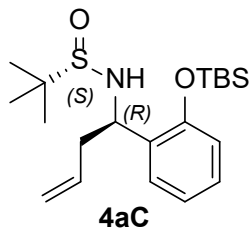
DZ08_13C
DZ08_13C



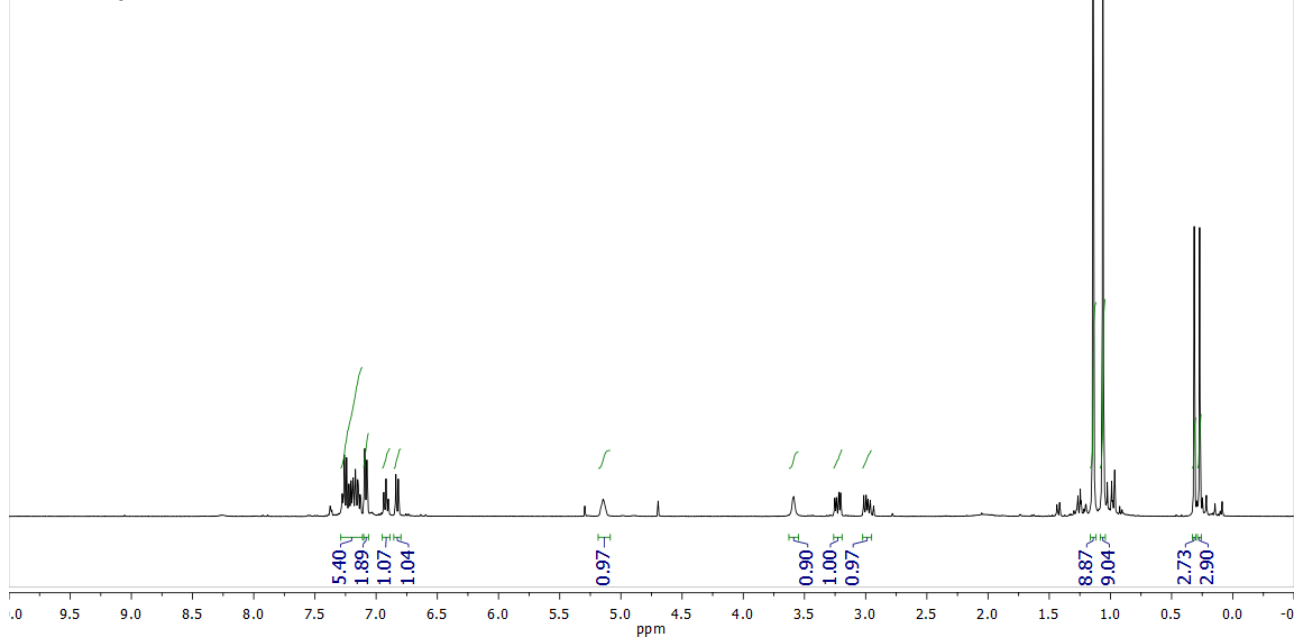
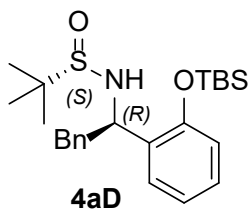
DZ55_13C_H
DZ55



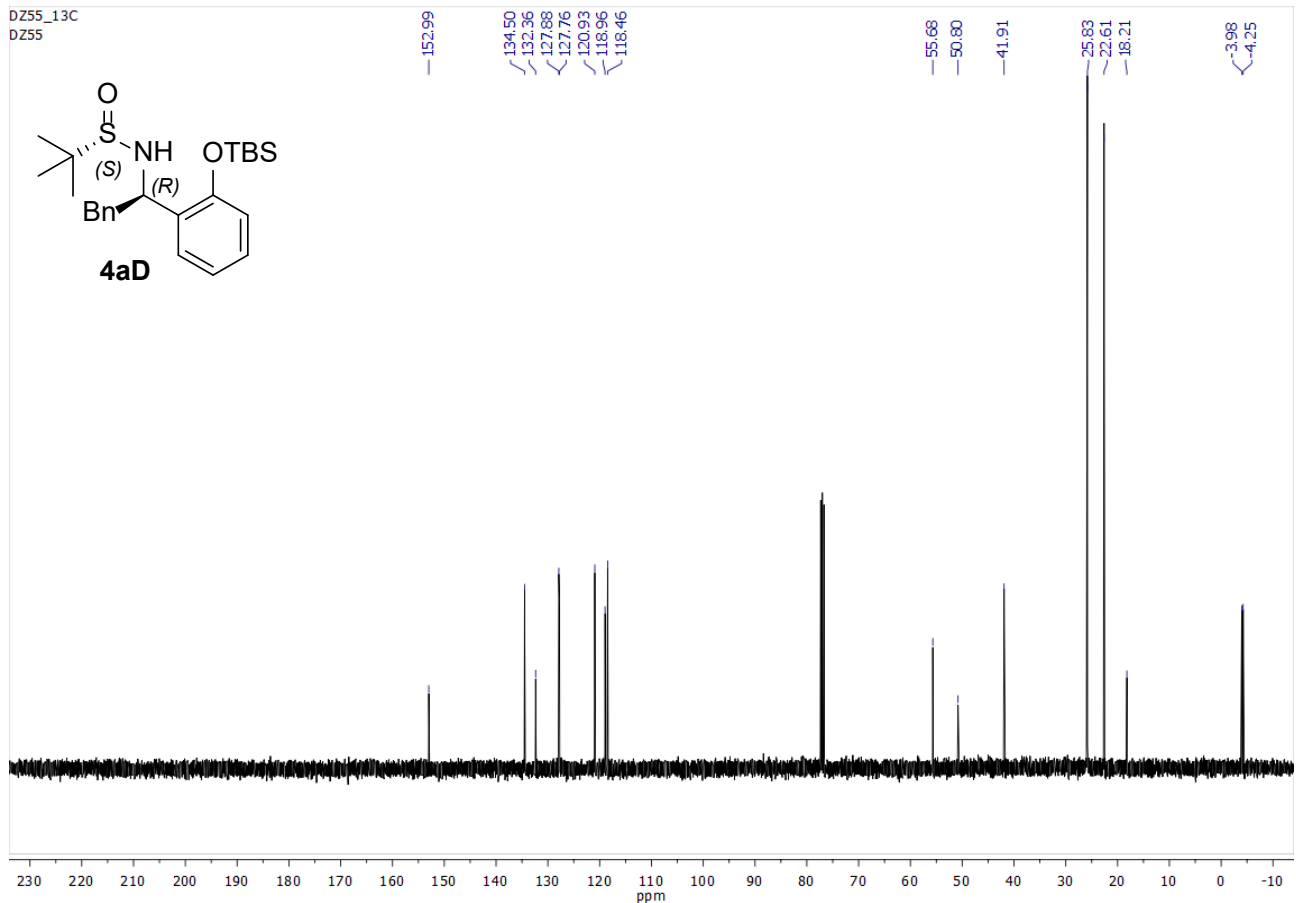
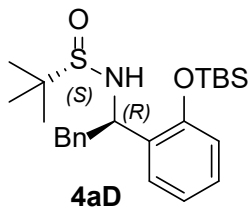
DZ55_13C
DZ55



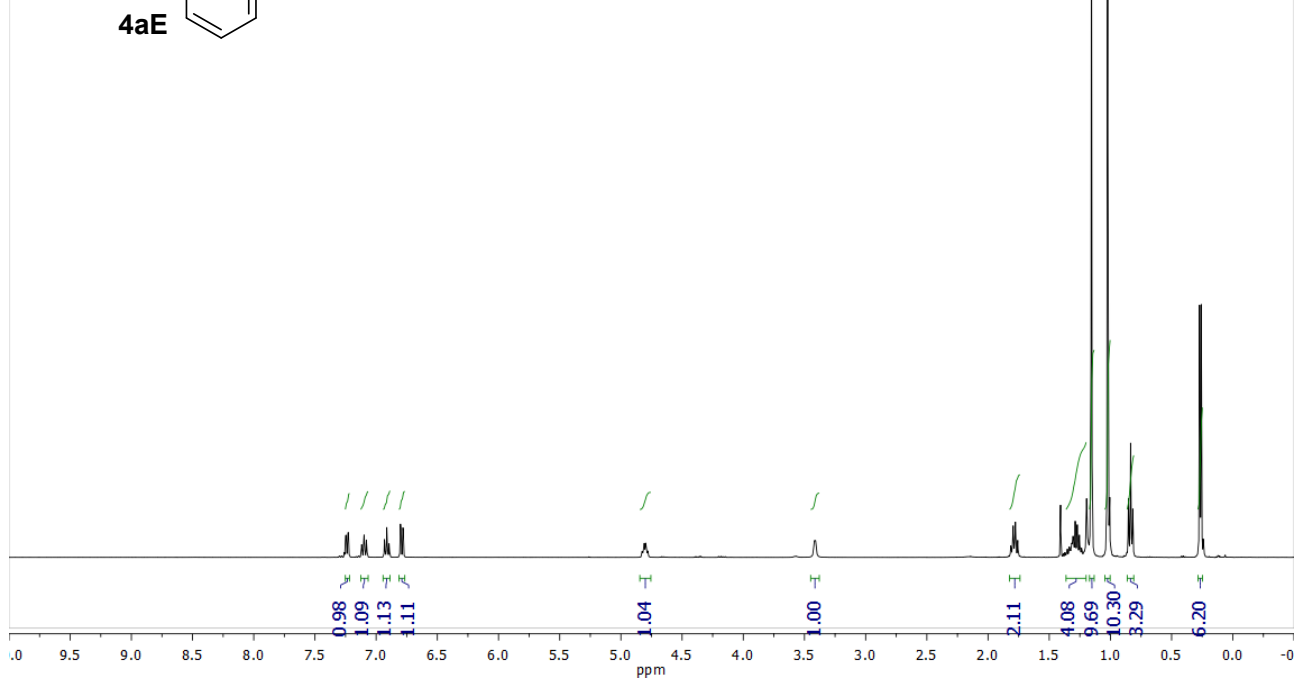
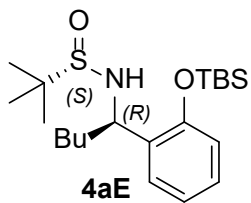
DZ45_f23-32_1H
DZ45_f23-32



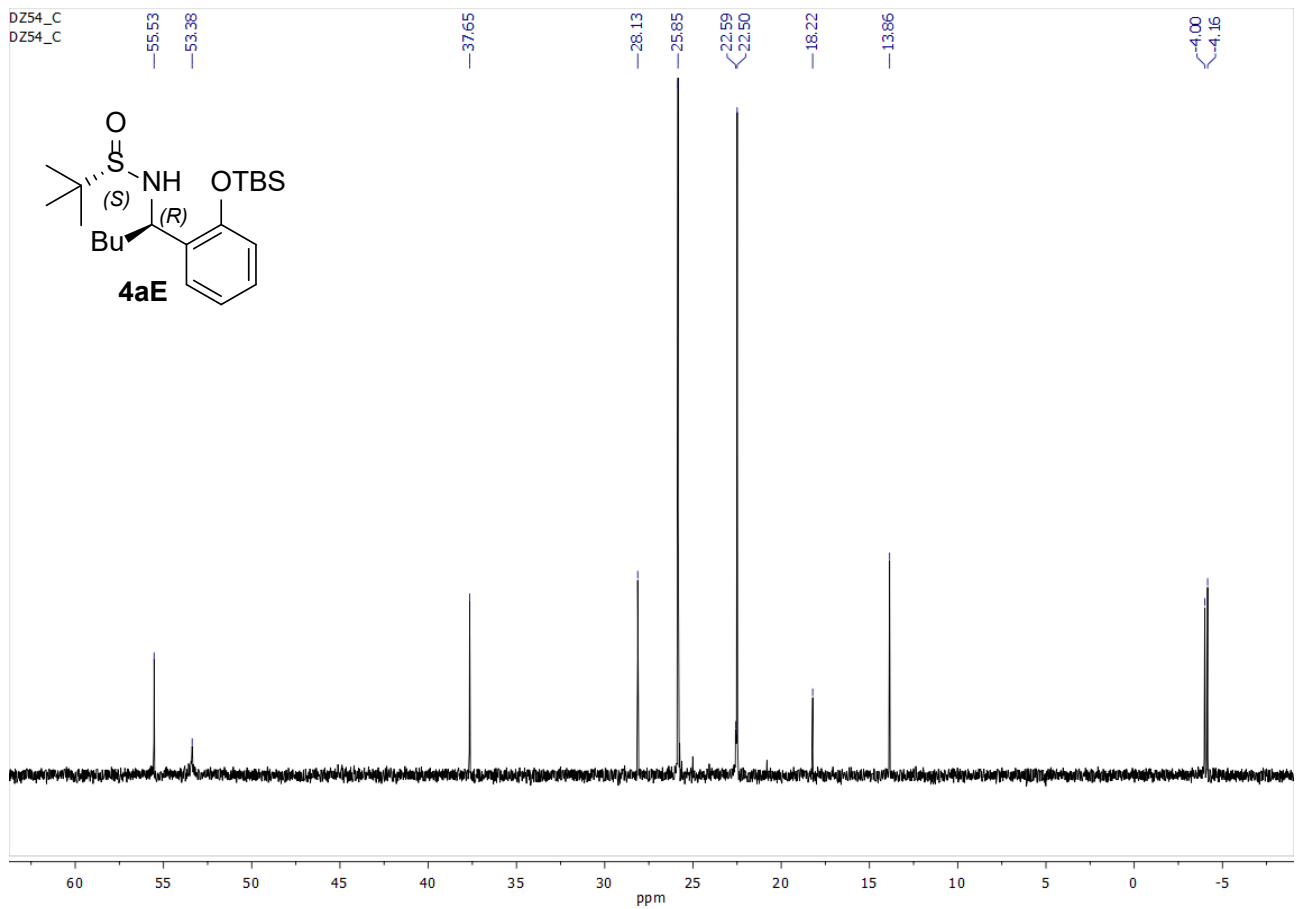
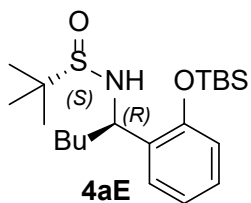
DZ55_13C
DZ55



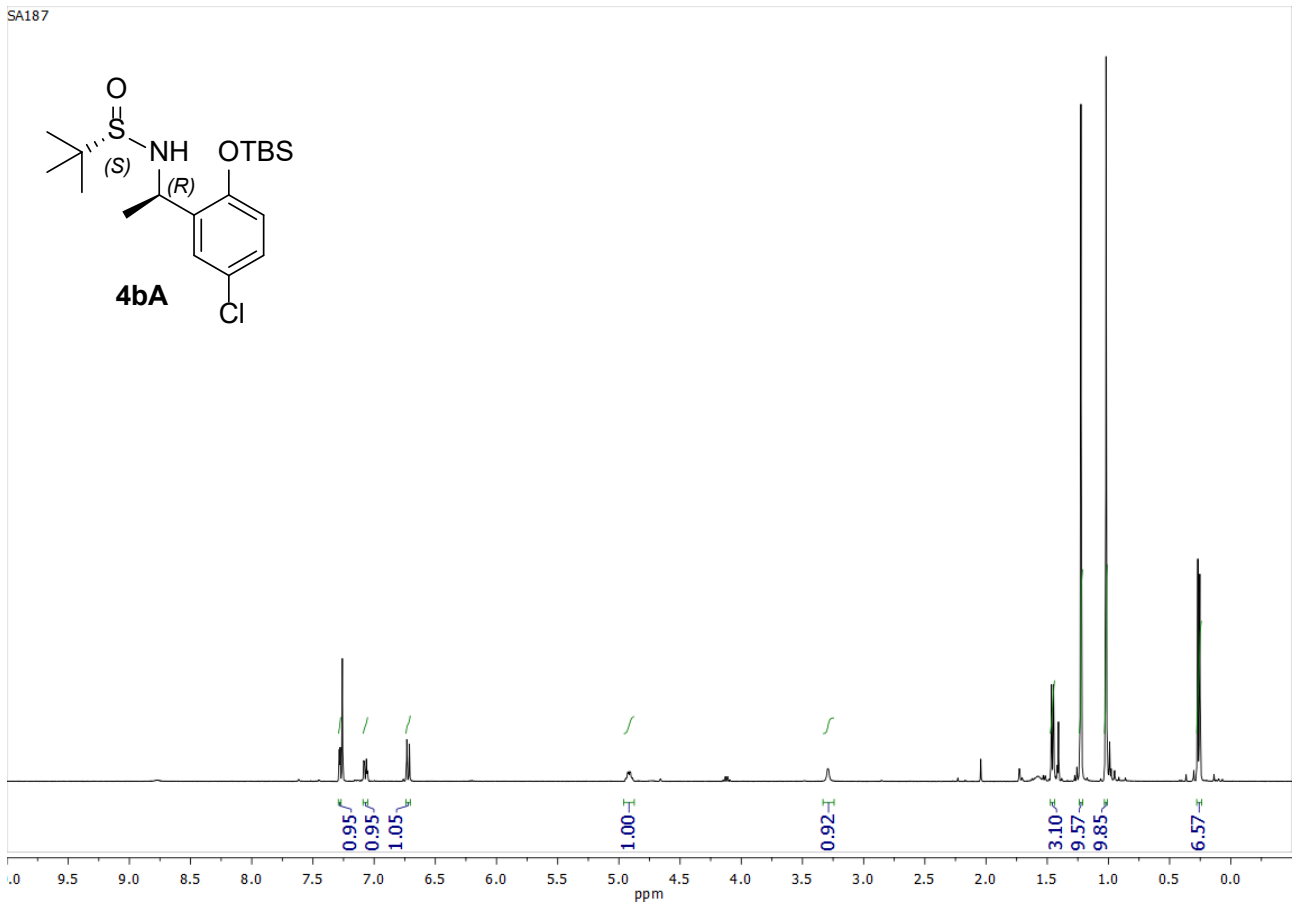
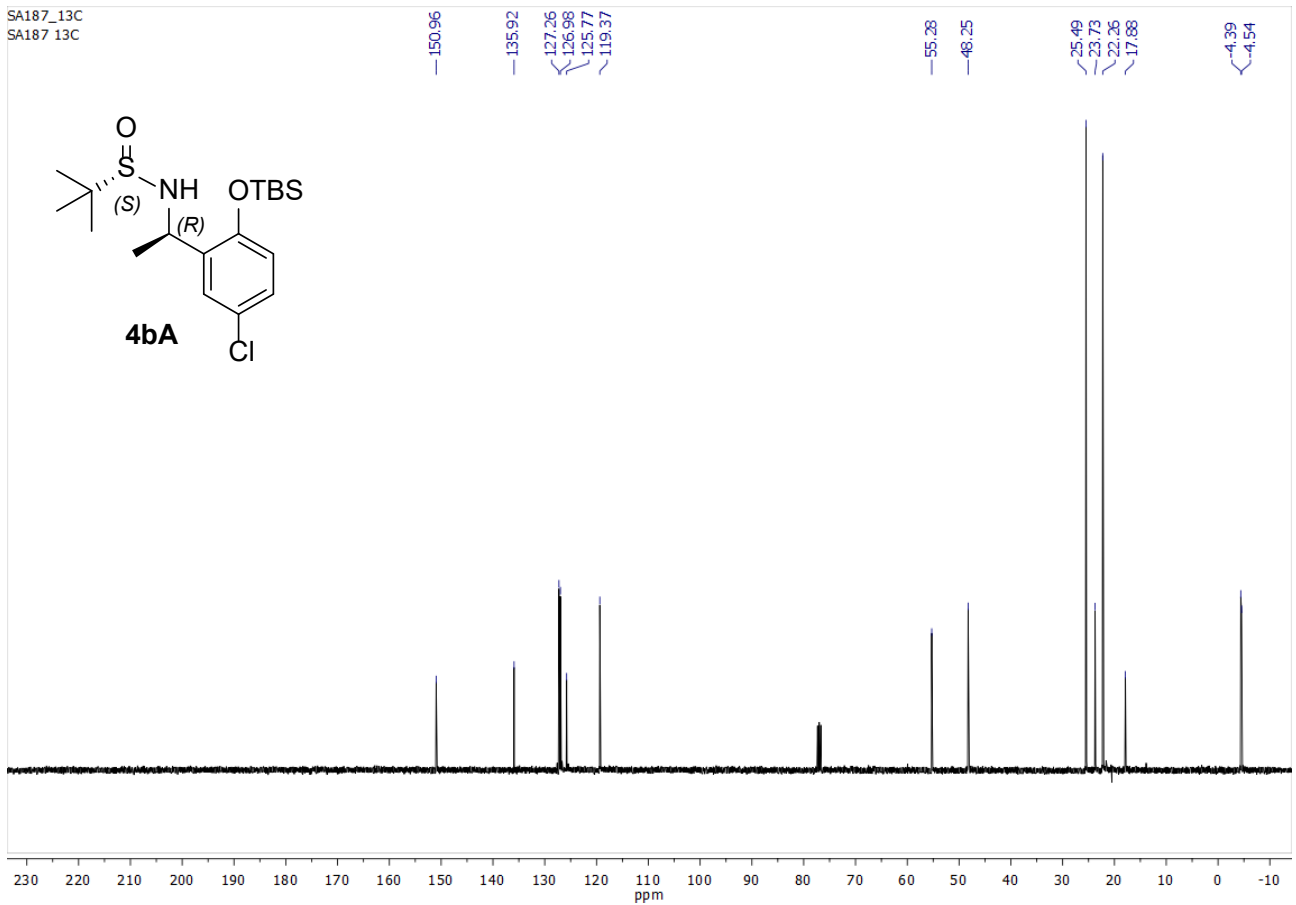
DZ54_f21-37
DZ54_f21-37



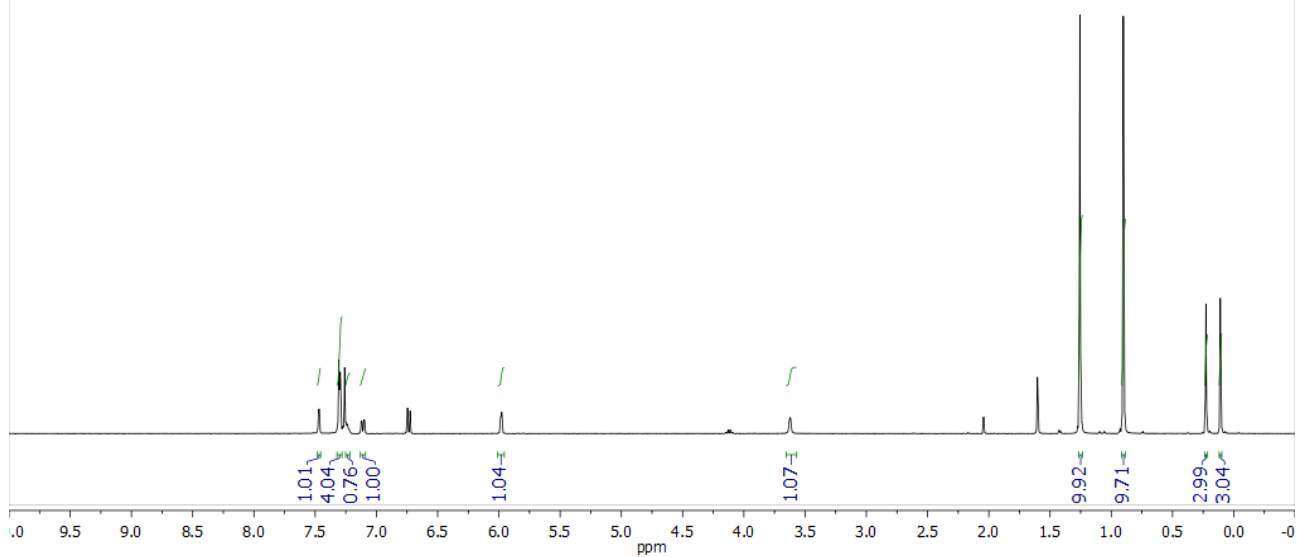
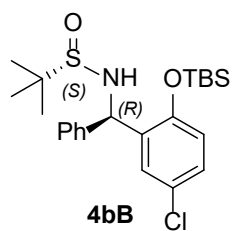
DZ54_C
DZ54_C



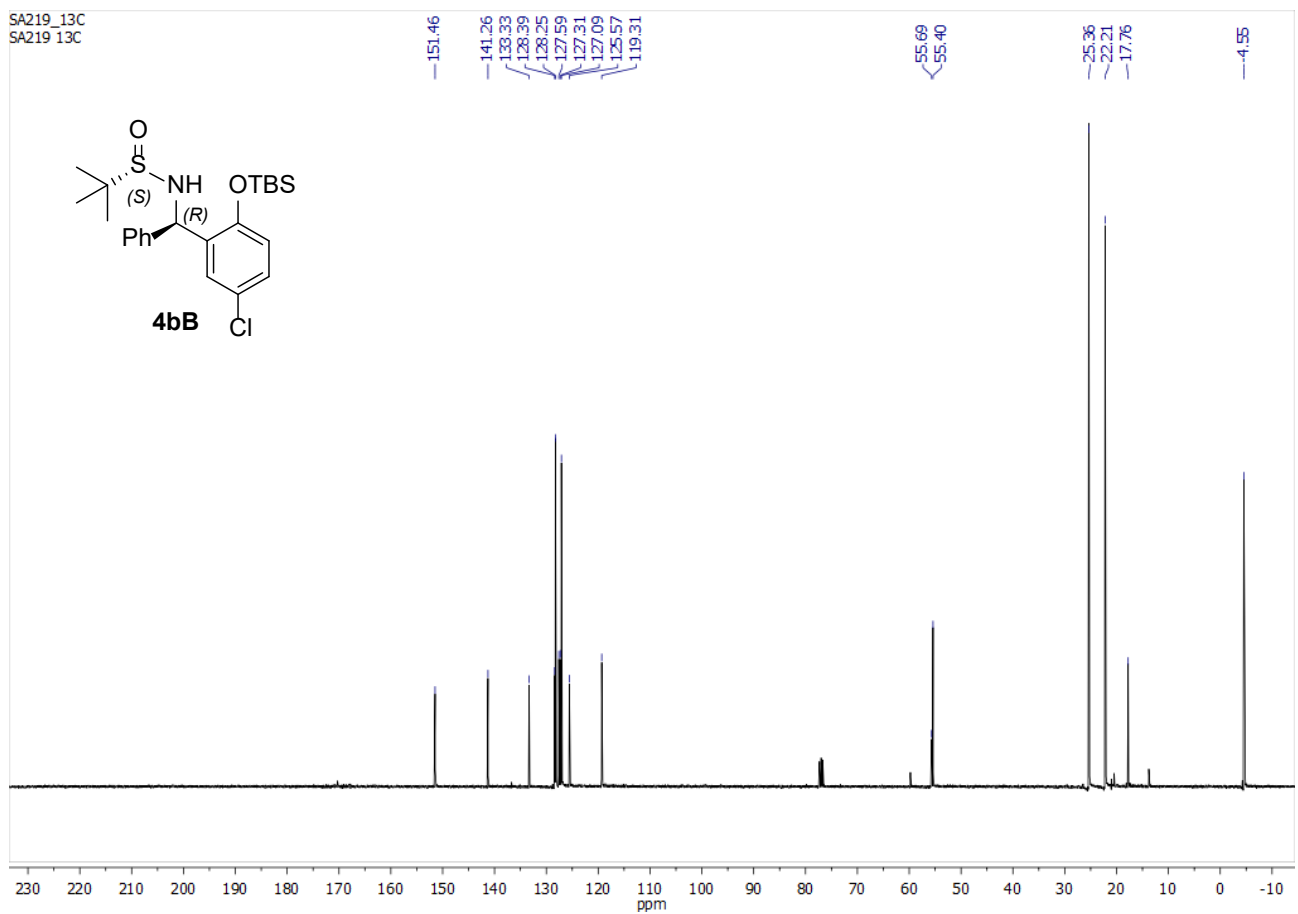
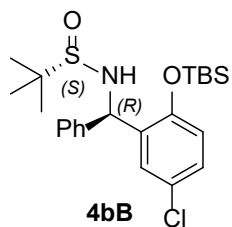
SA187

SA187_13C
SA187_13C

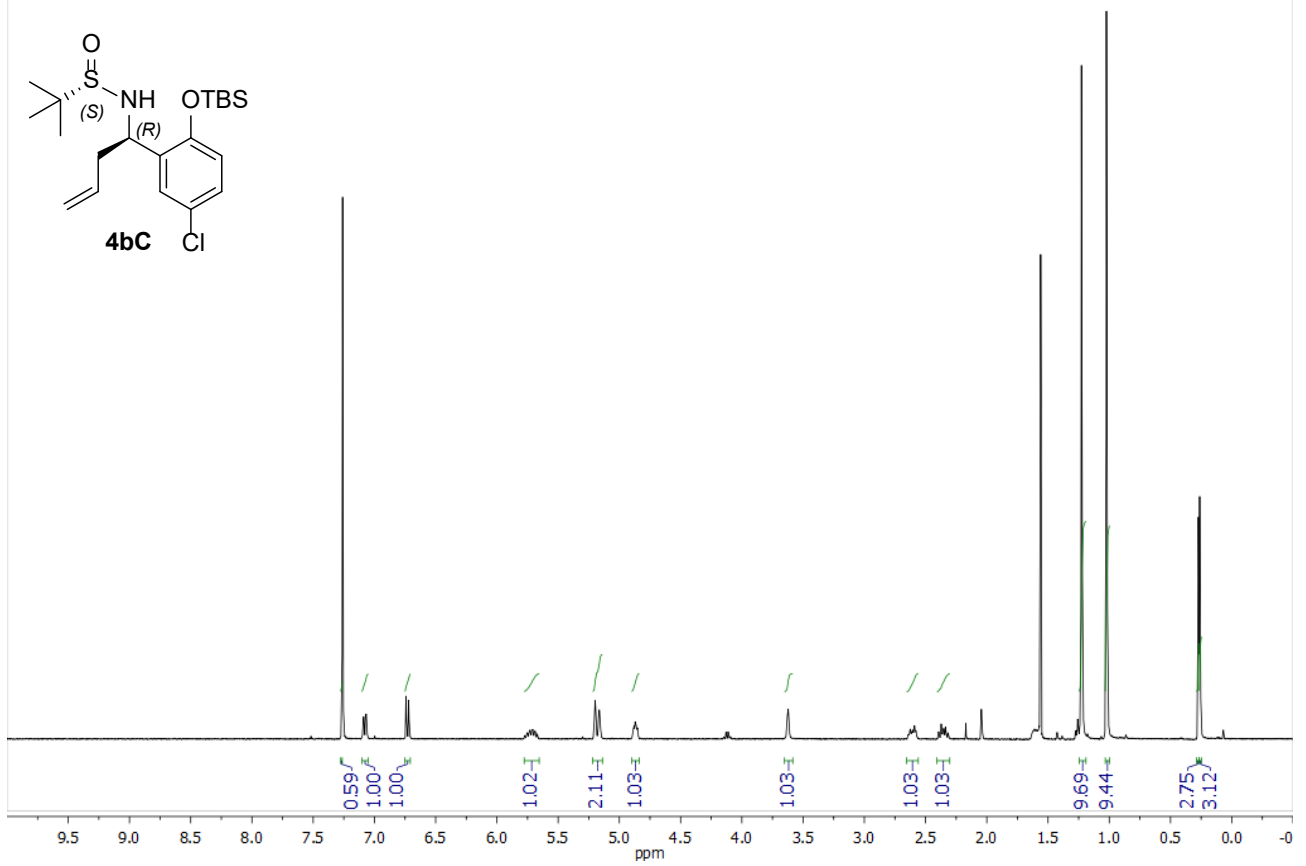
SA219
STANDARD FLUORINE PARAMETERS



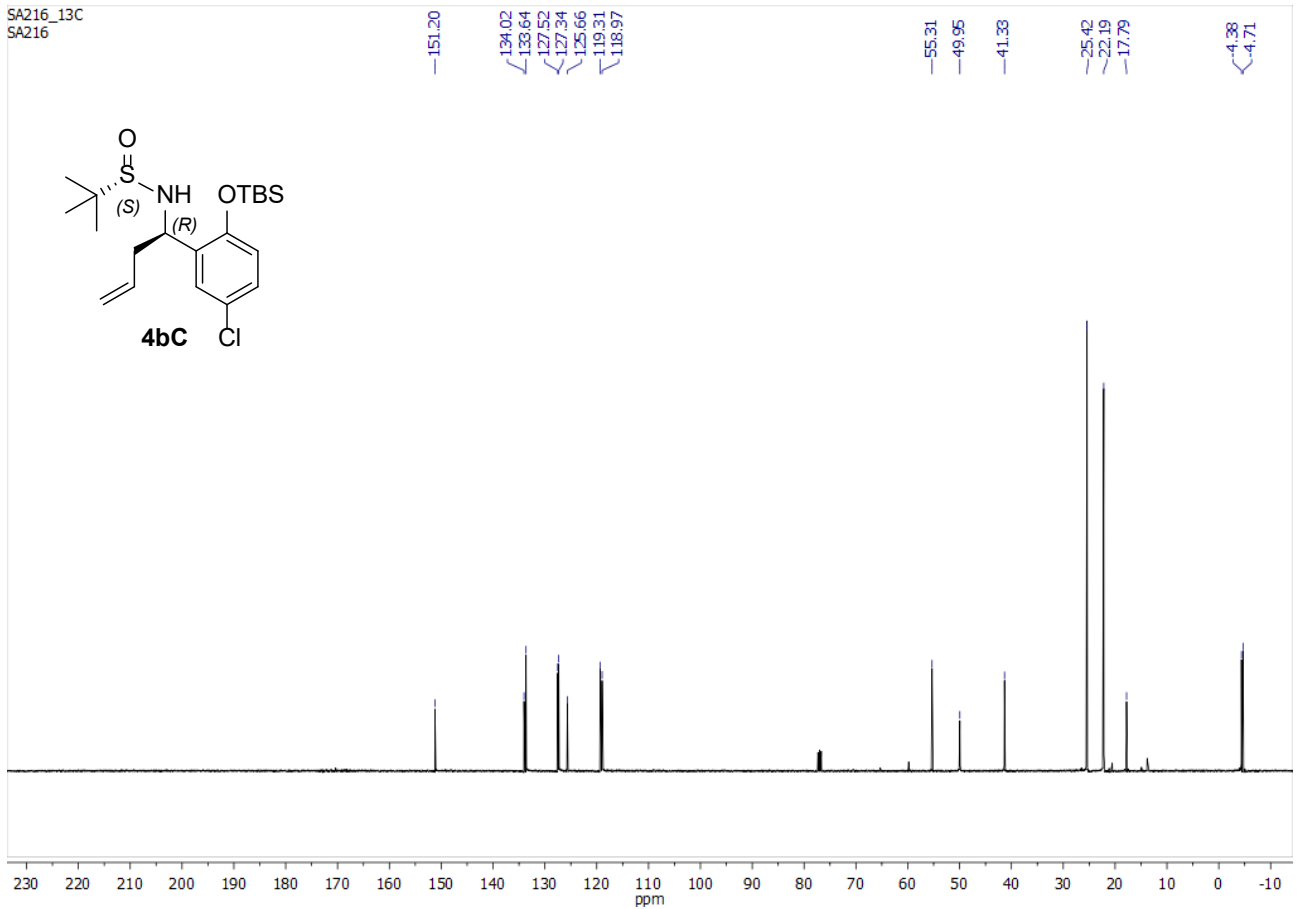
SA219_13C
SA219_13C



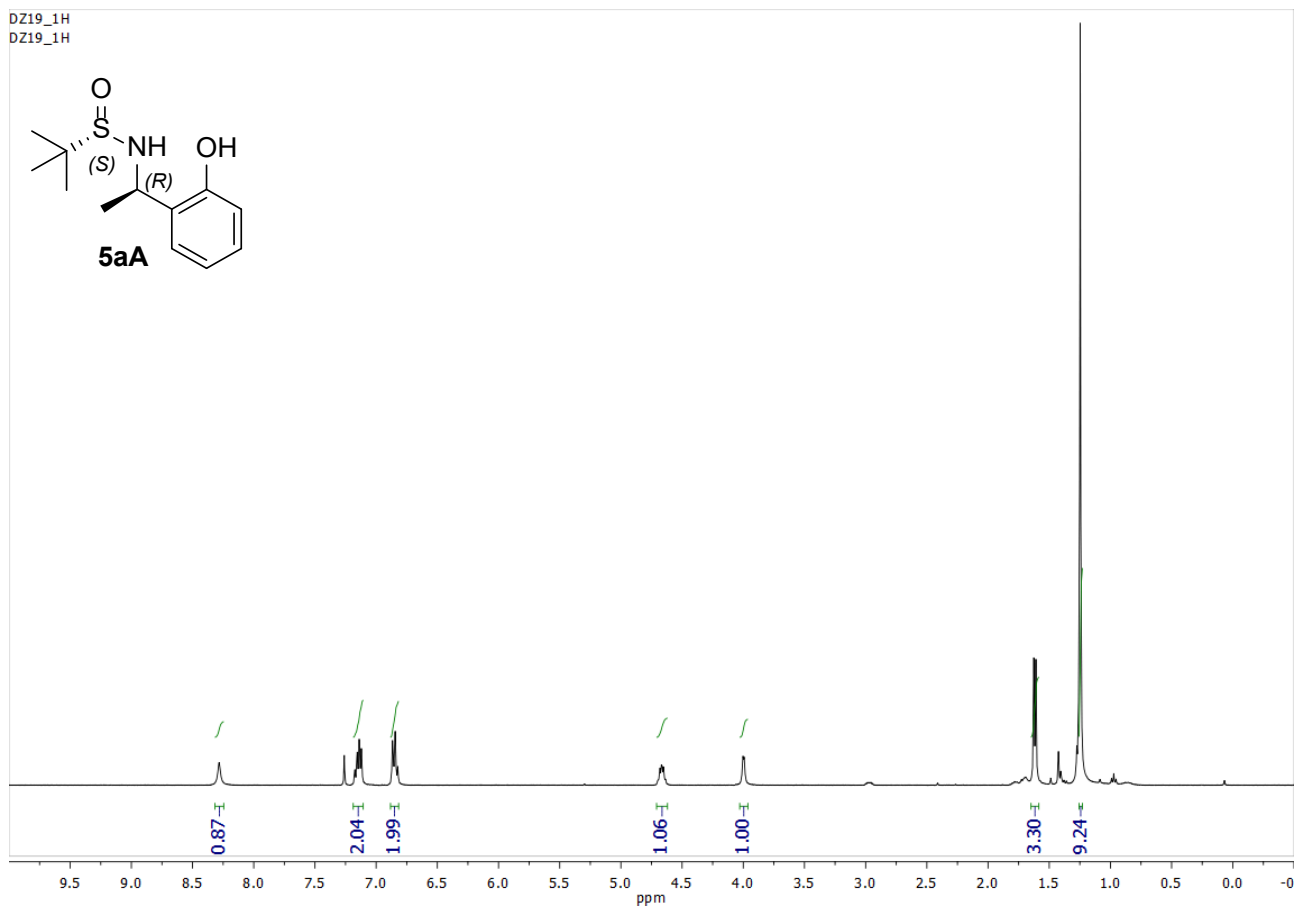
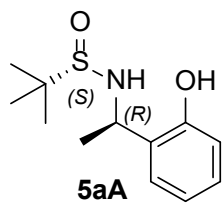
SA221_col
SA221_col



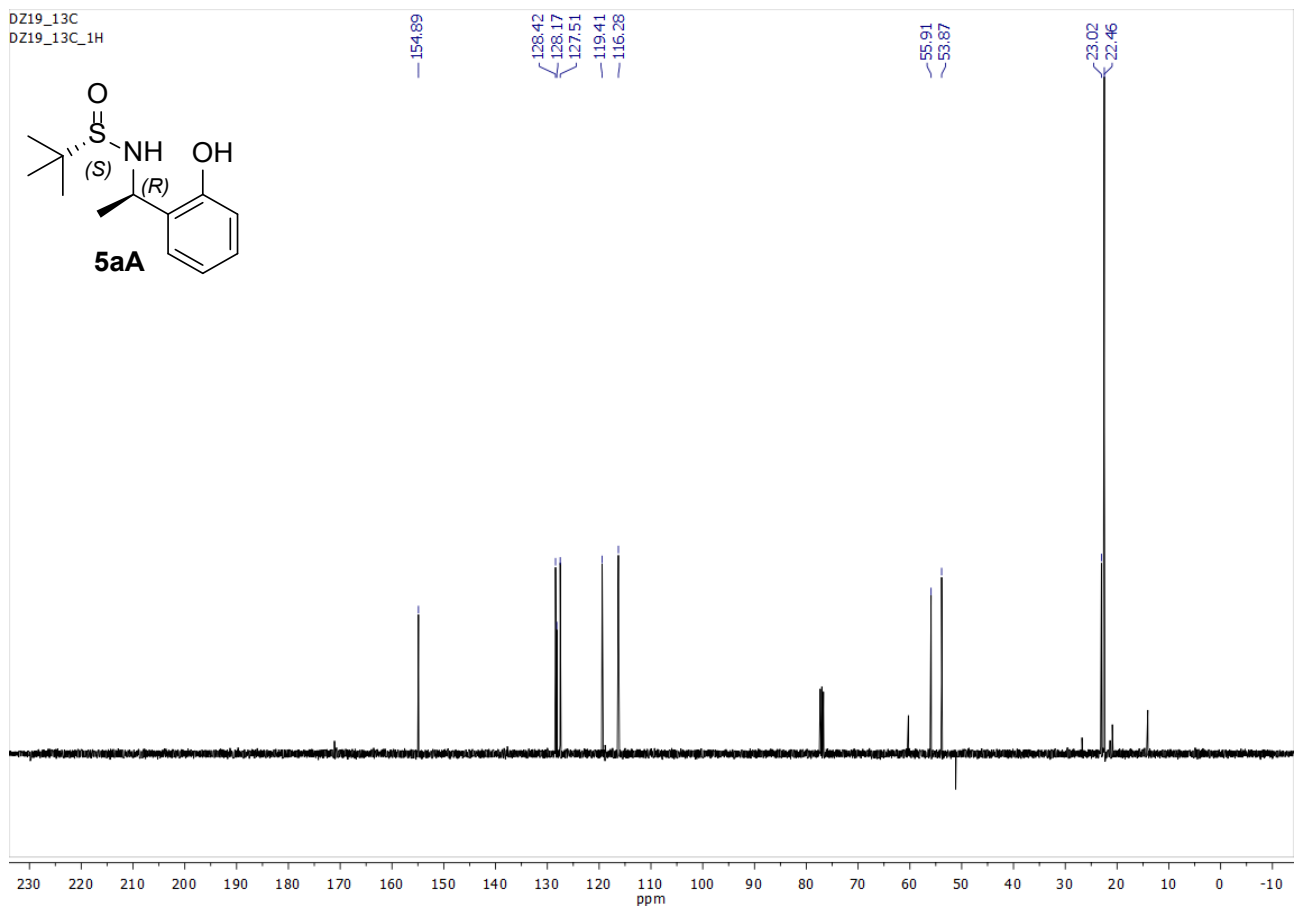
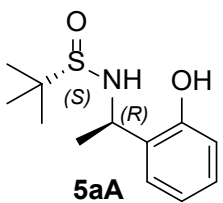
SA216_13C
SA216



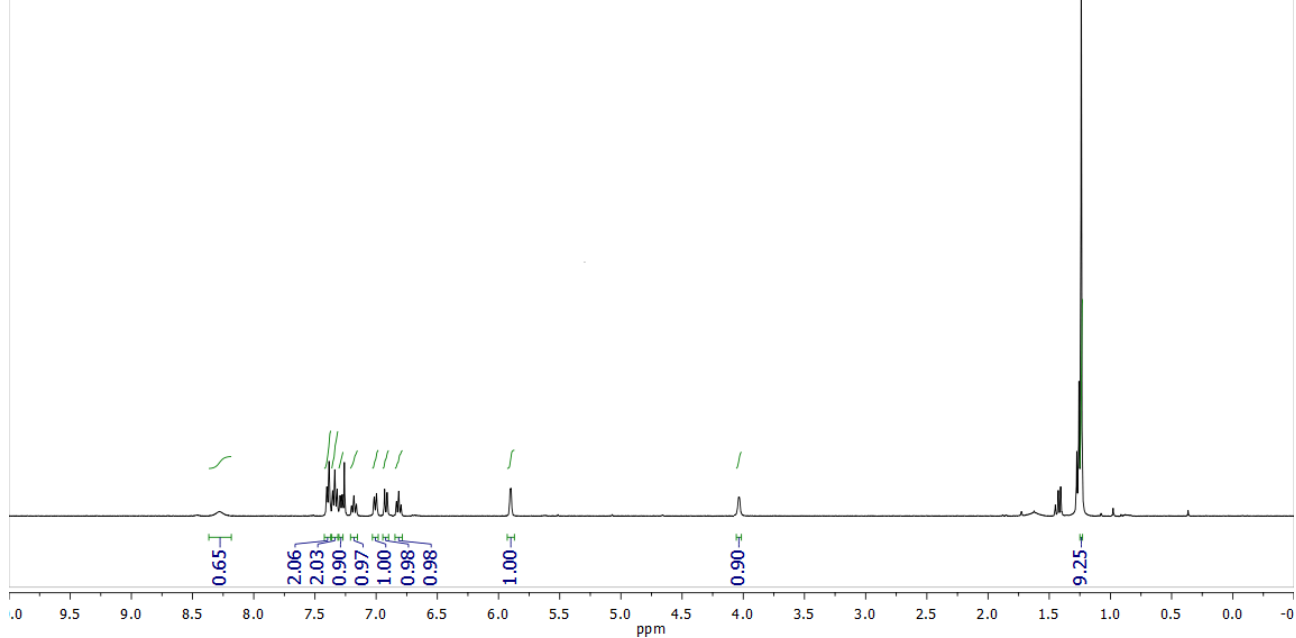
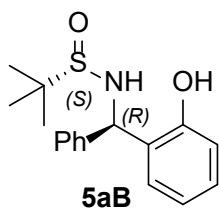
DZ19_1H
DZ19_1H



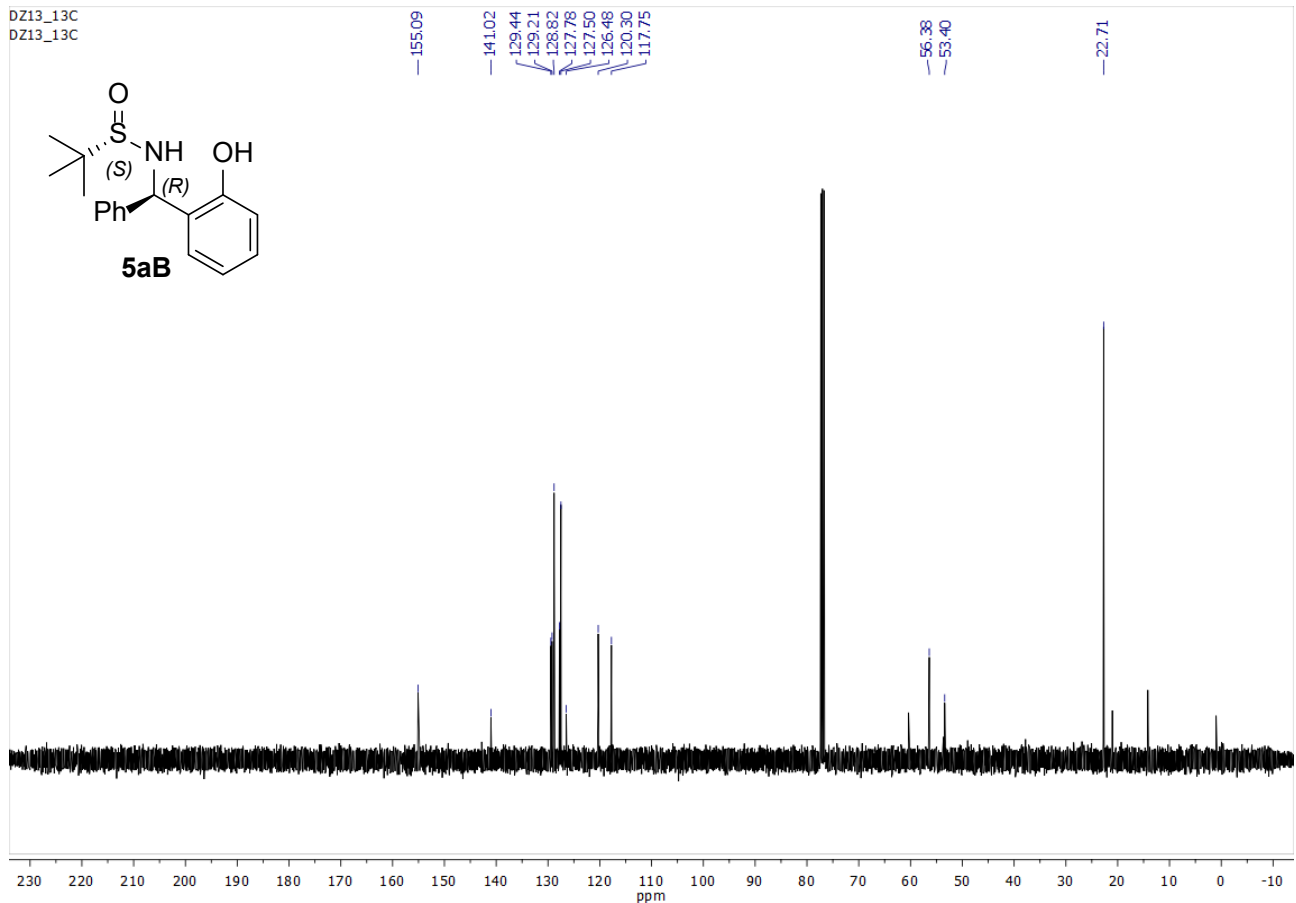
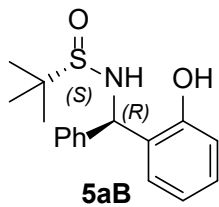
DZ19_13C
DZ19_13C_1H



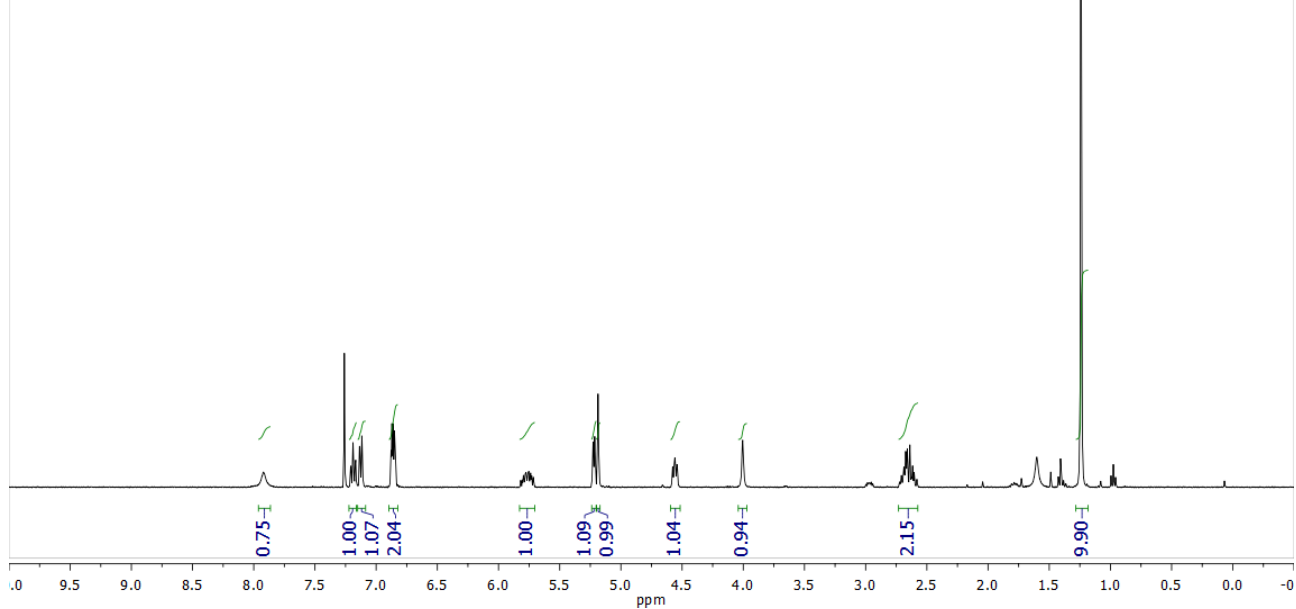
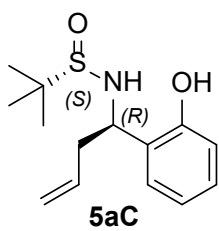
DZ13_1HH
DZ13_1HH



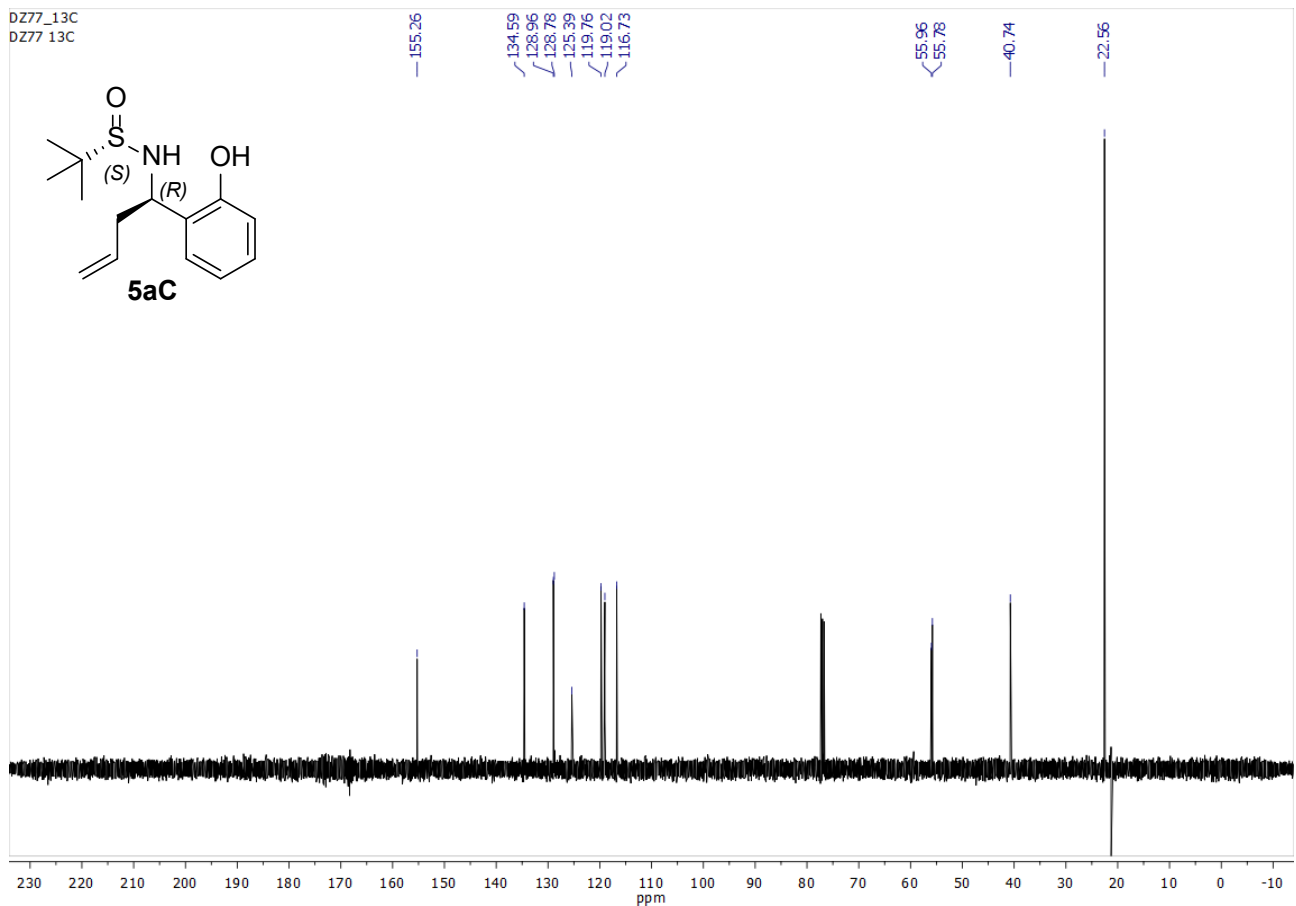
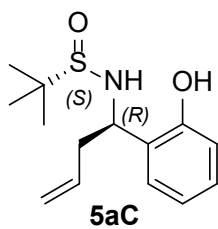
DZ13_13C
DZ13_13C



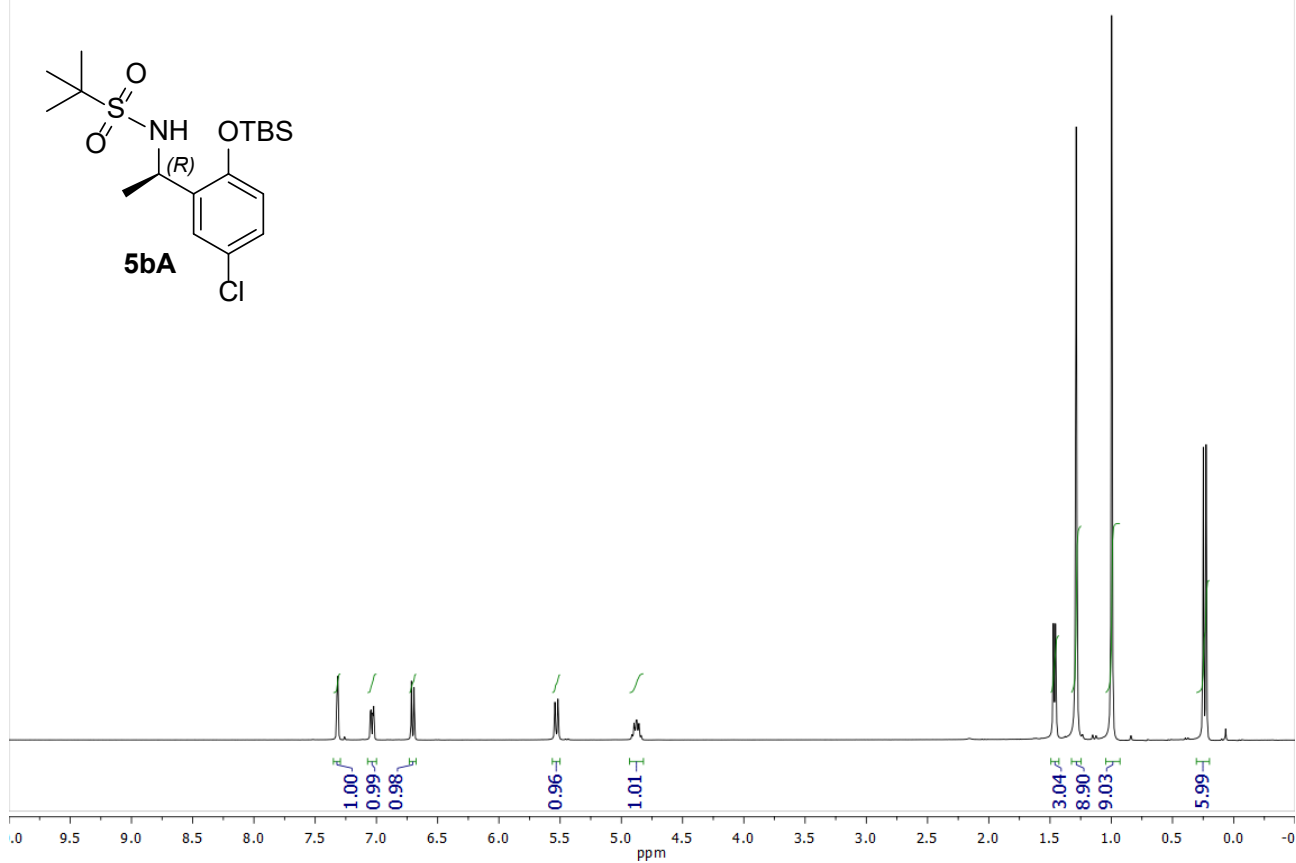
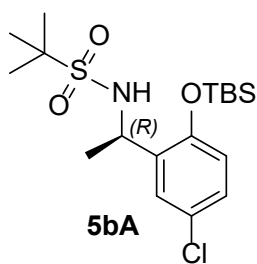
DZ77
rp_b_cat



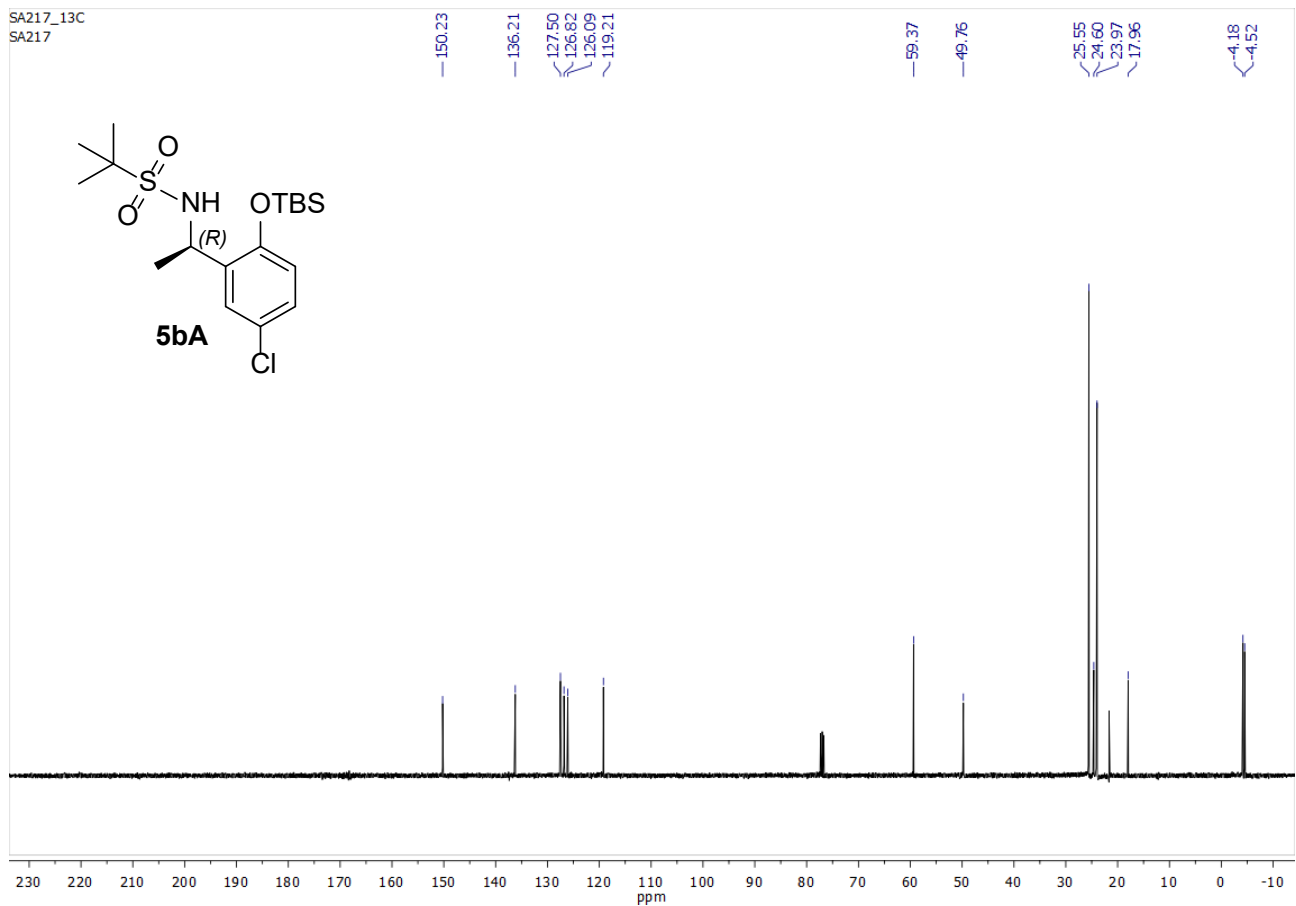
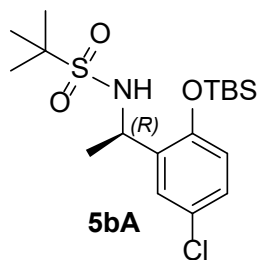
DZ77_13C
DZ77 13C



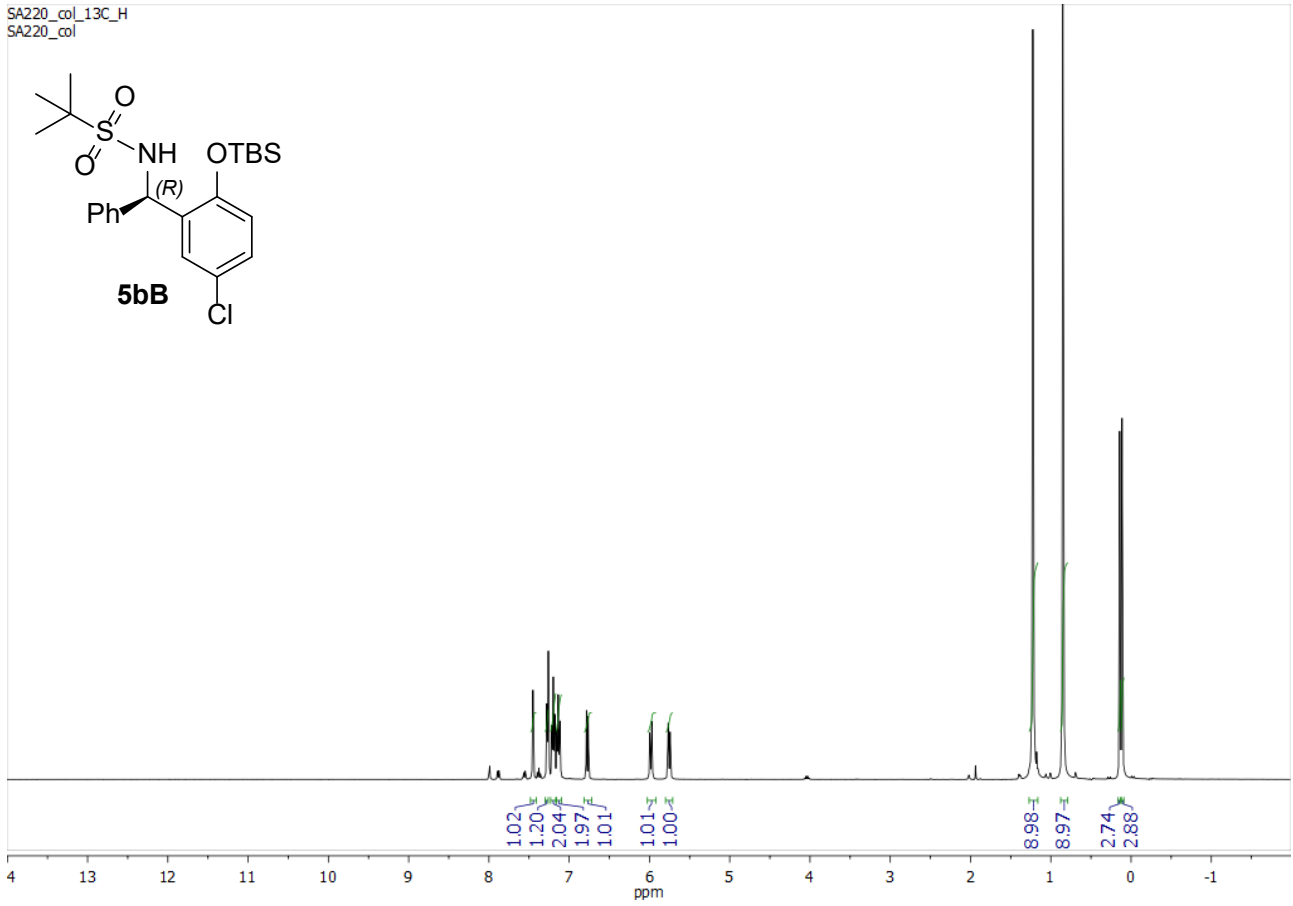
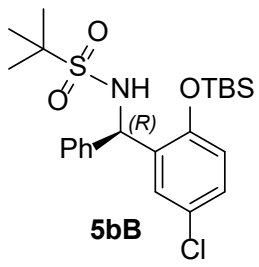
SA217_13C_H
SA217



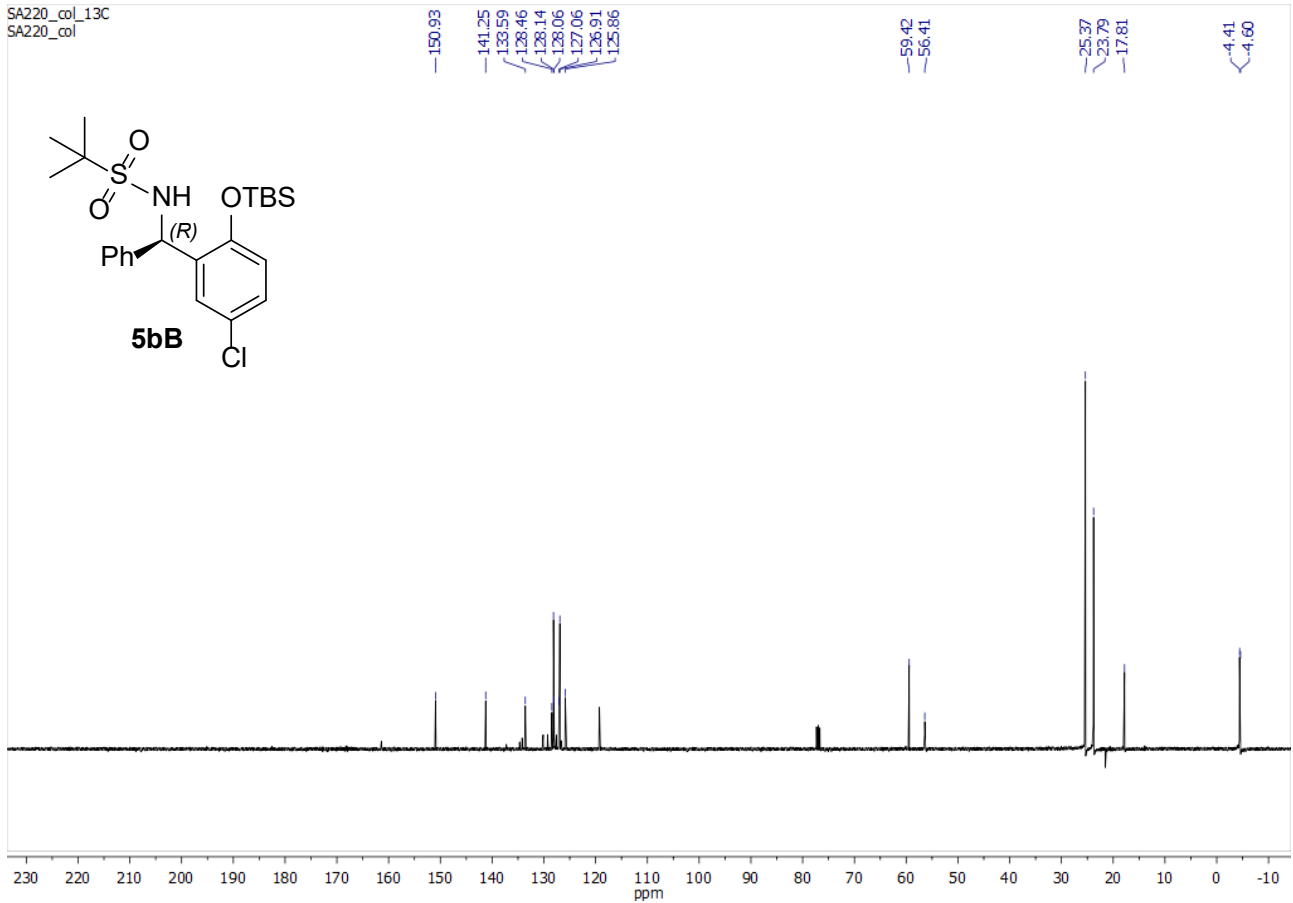
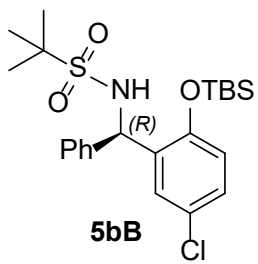
SA217_13C
SA217



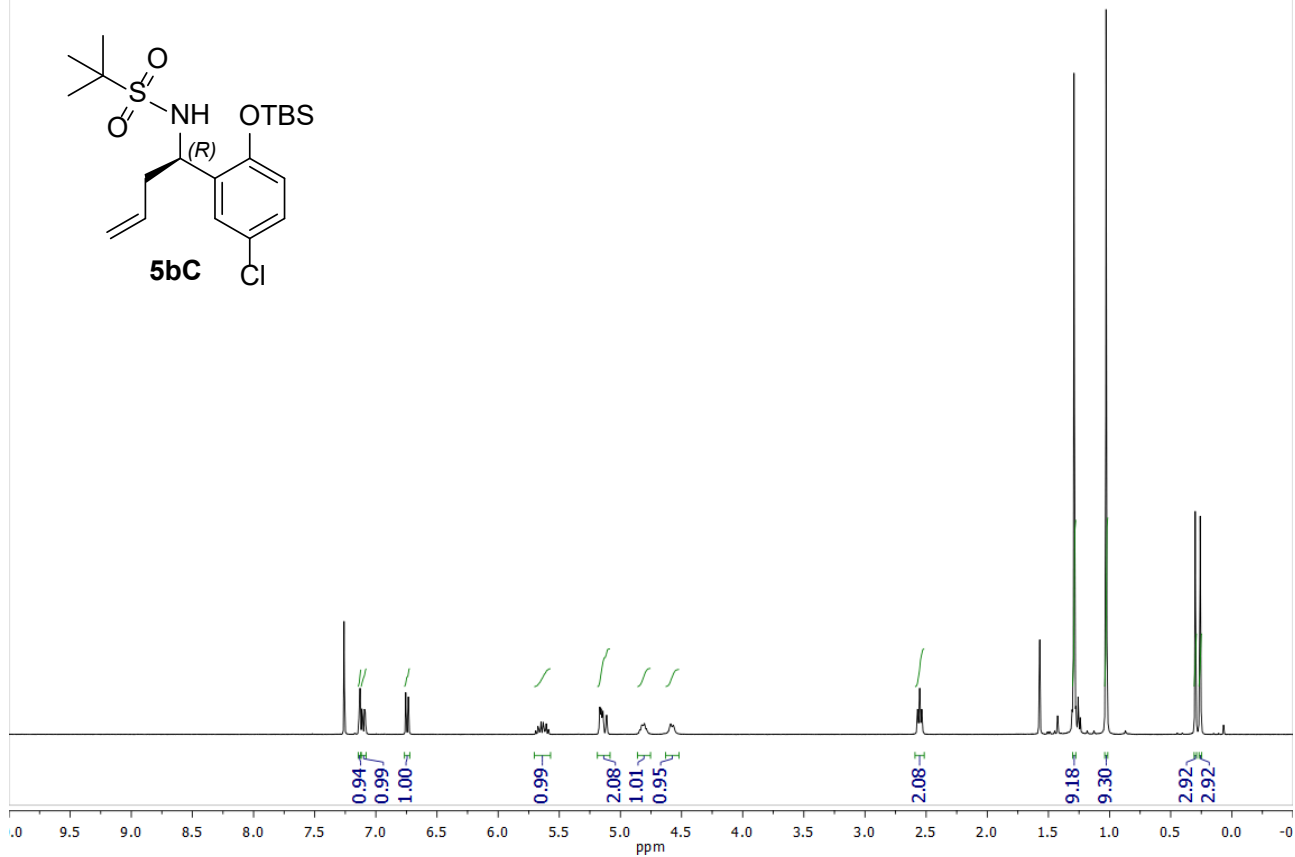
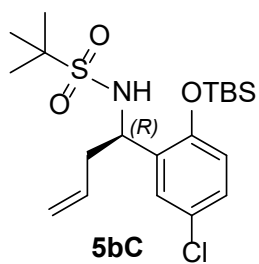
SA220_col_13C_H
SA220_col



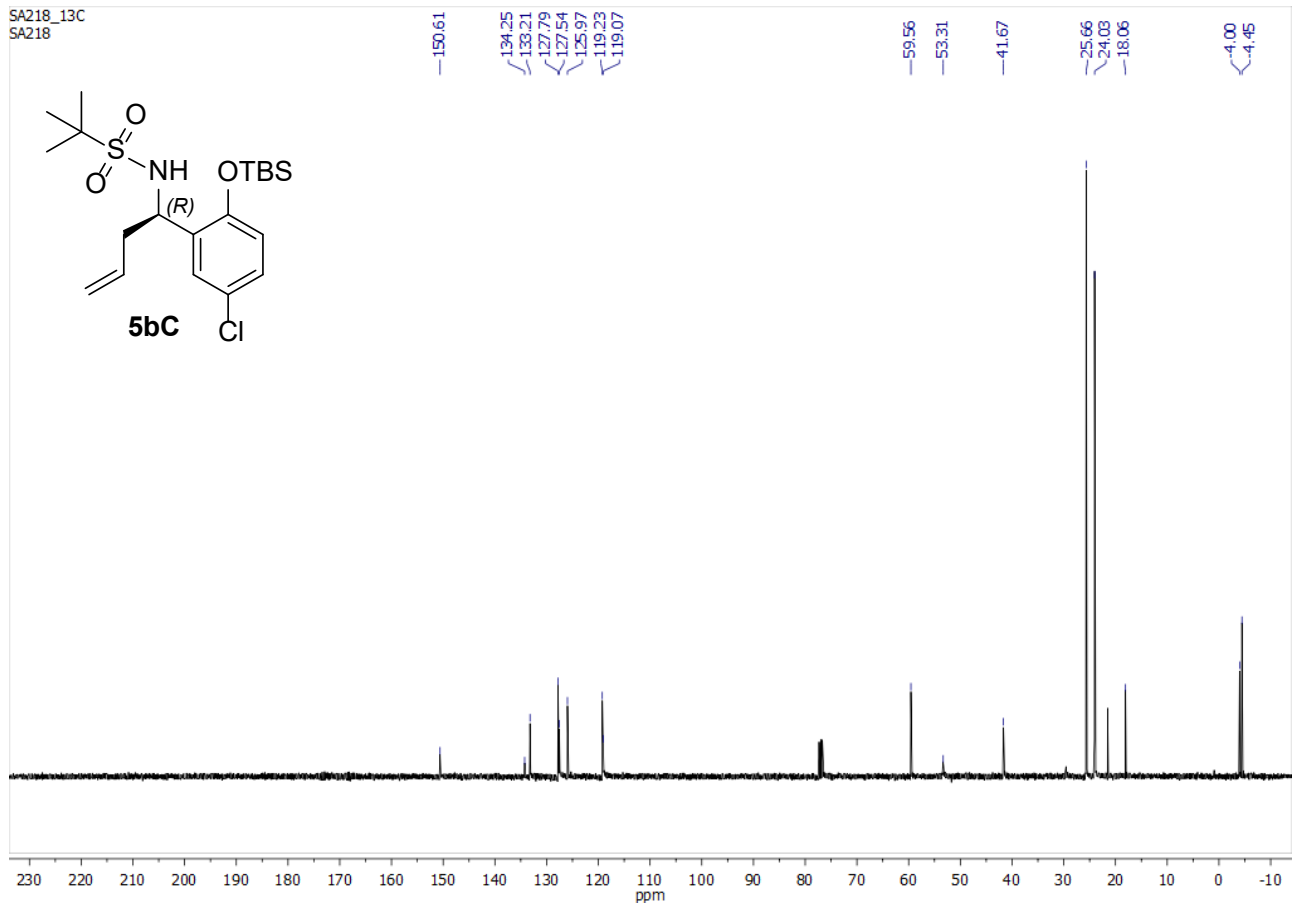
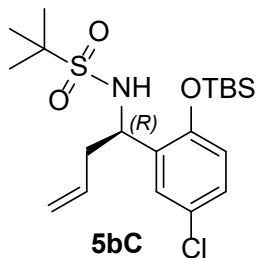
SA220_col_13C
SA220_col



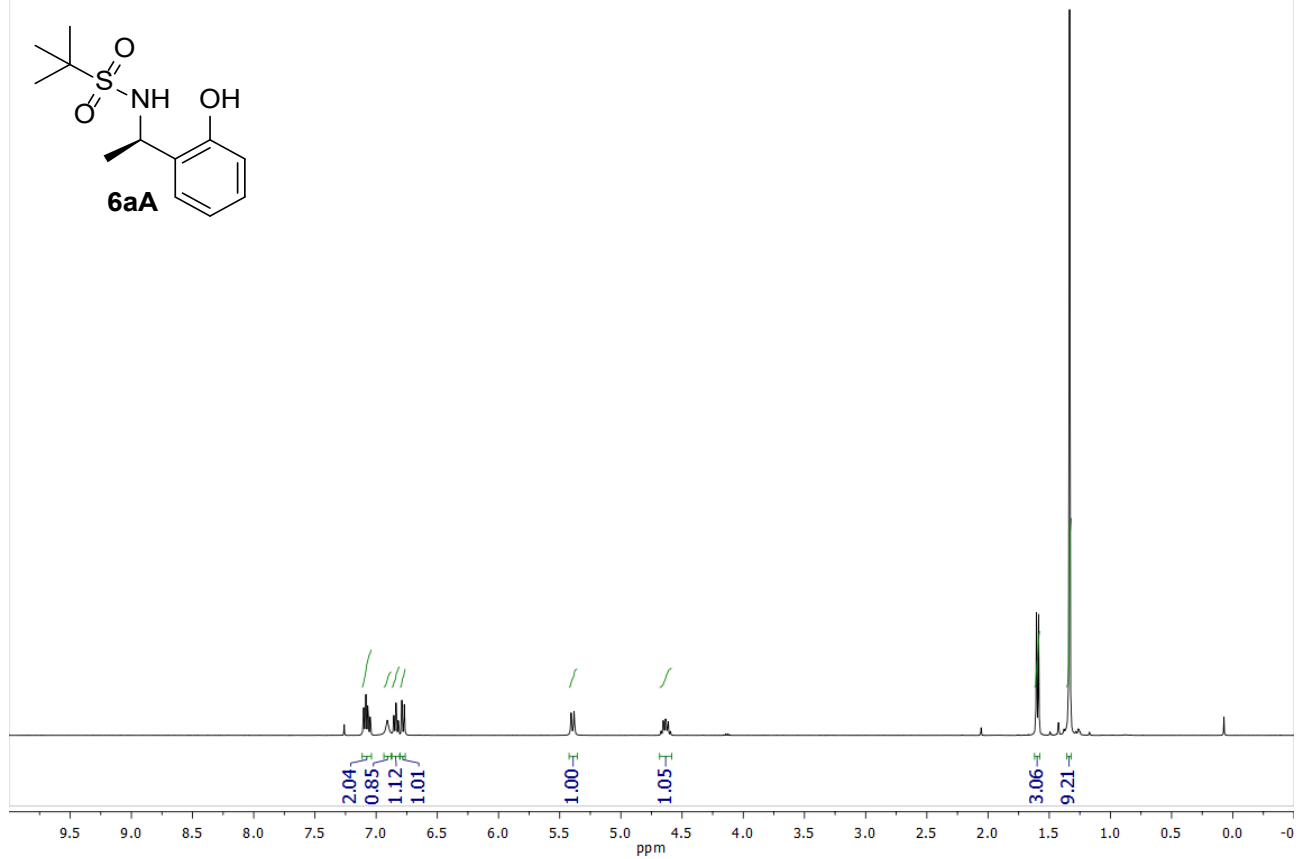
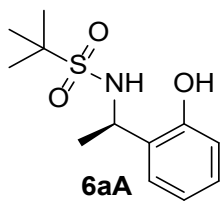
SA218_Rfmagg
RD01-PSS-HCL-1-1-ETH-DR01(30C 50mbar 2 hrs)-M01



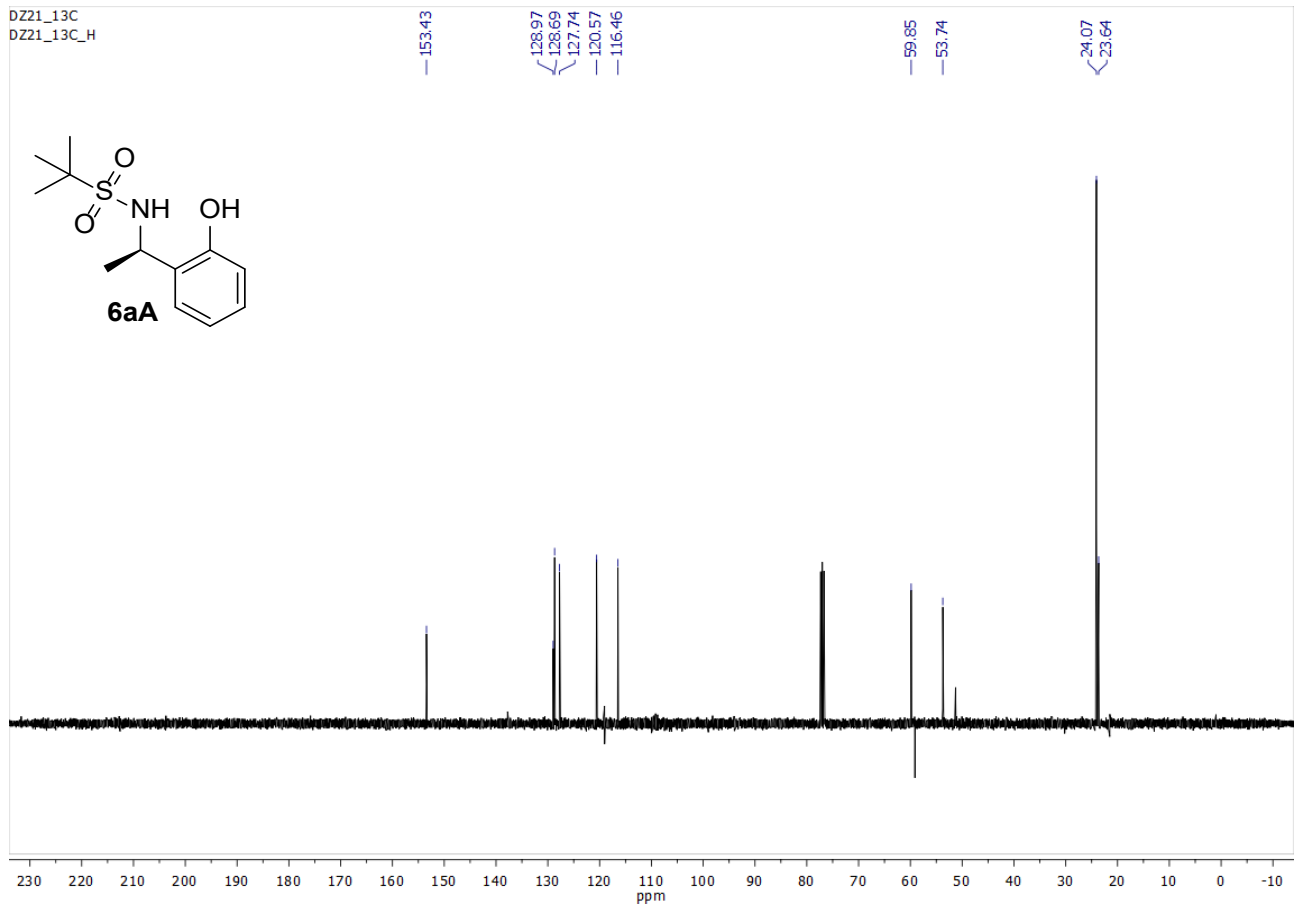
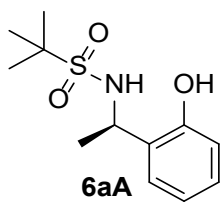
SA218_13C
SA218



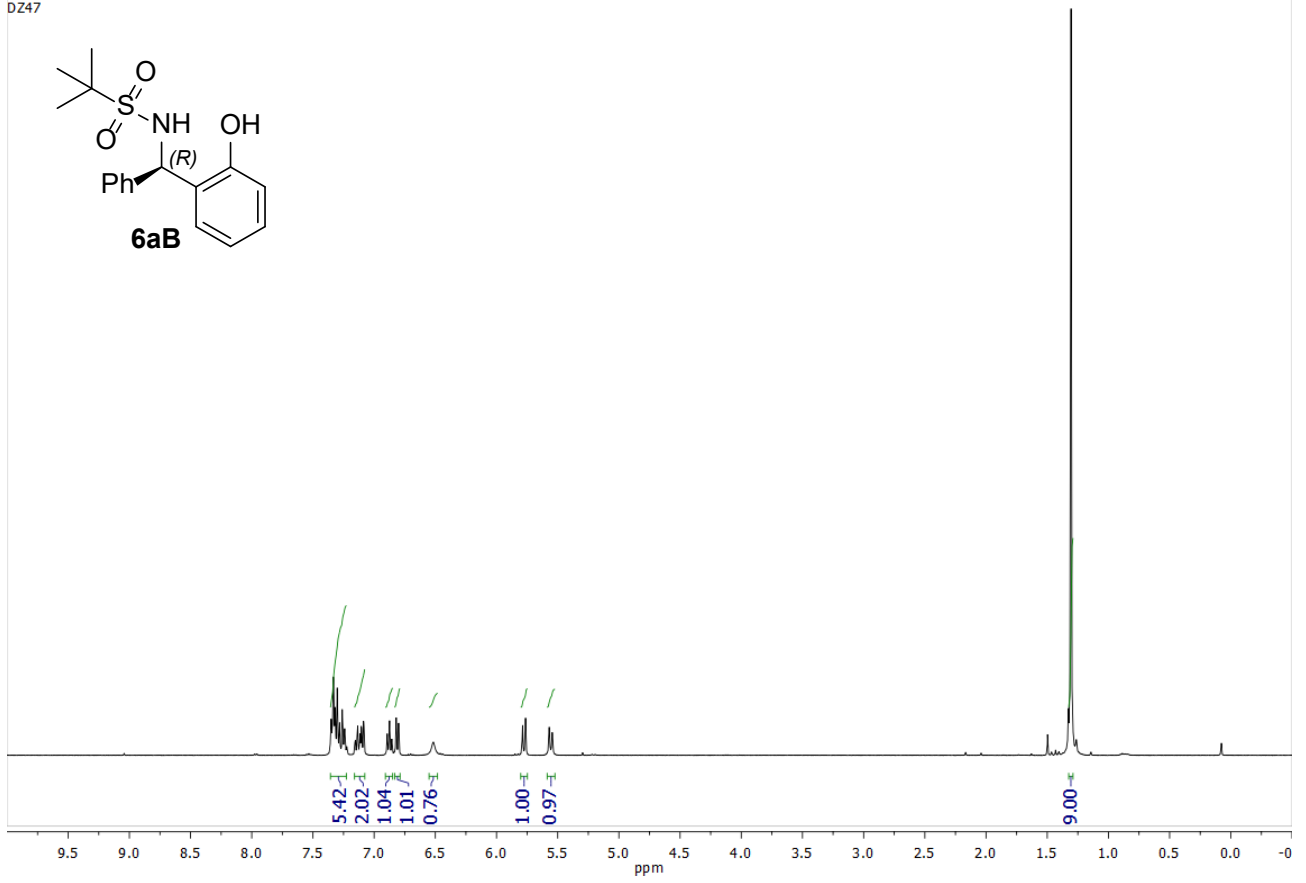
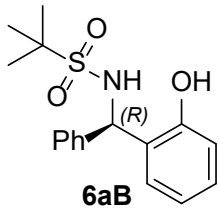
DZ21_13C_H
DZ21_13C_H



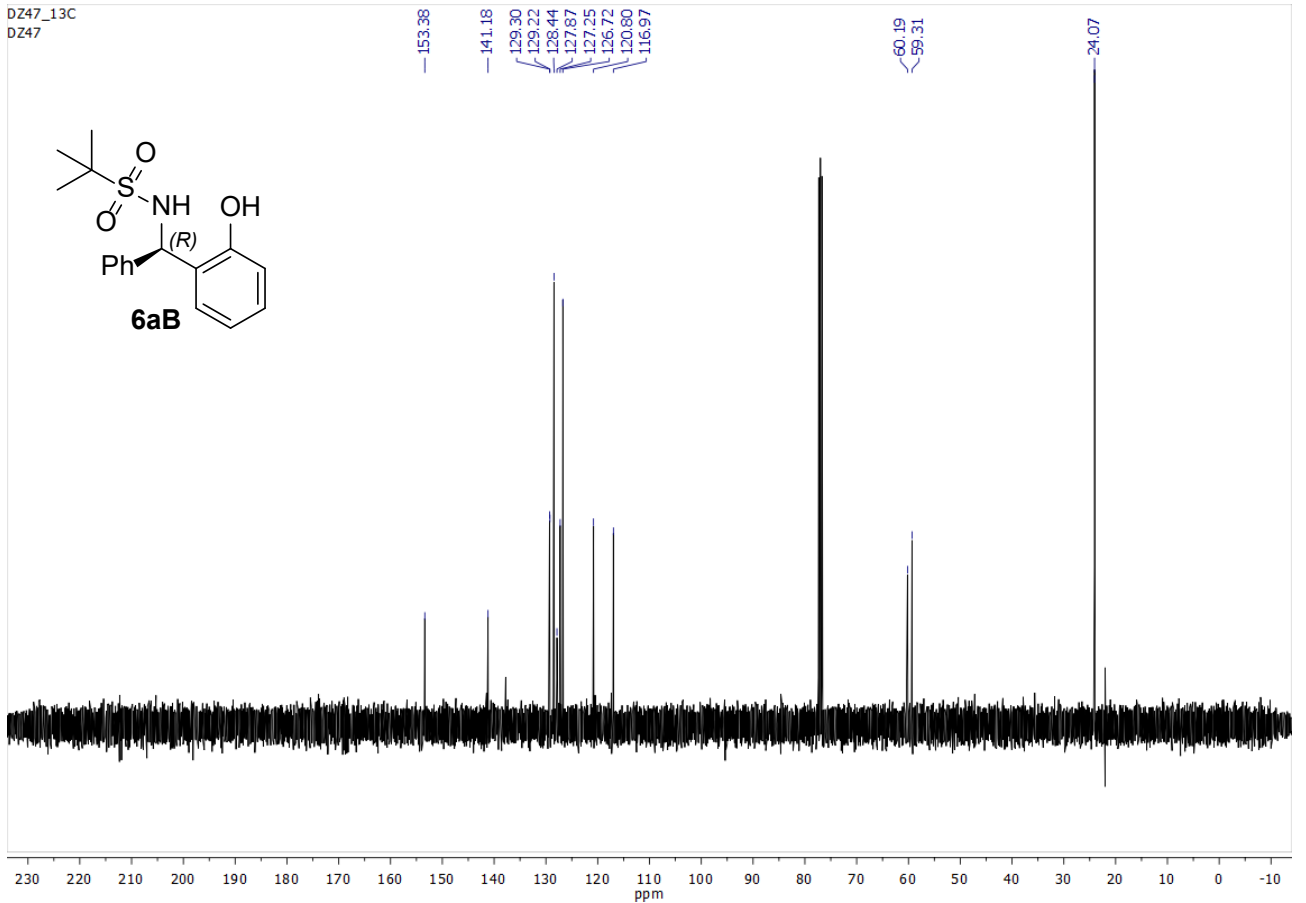
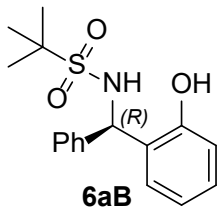
DZ21_13C
DZ21_13C_H



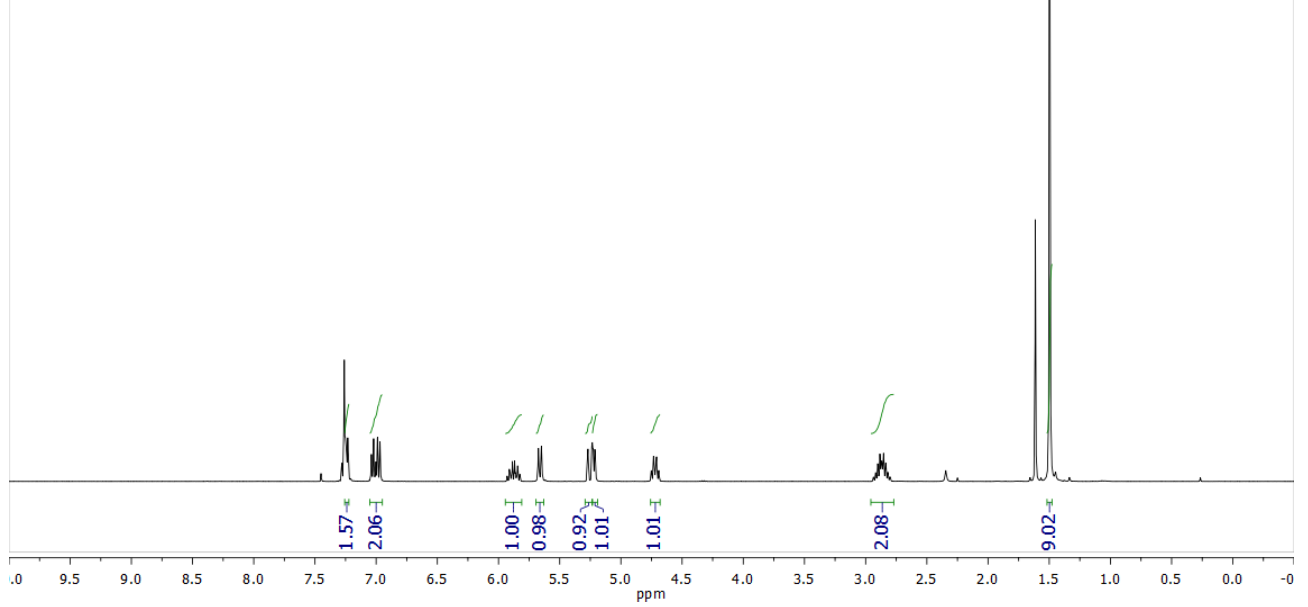
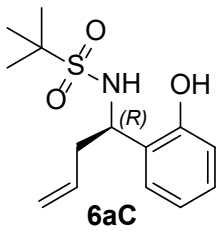
DZ47_13C_H
DZ47



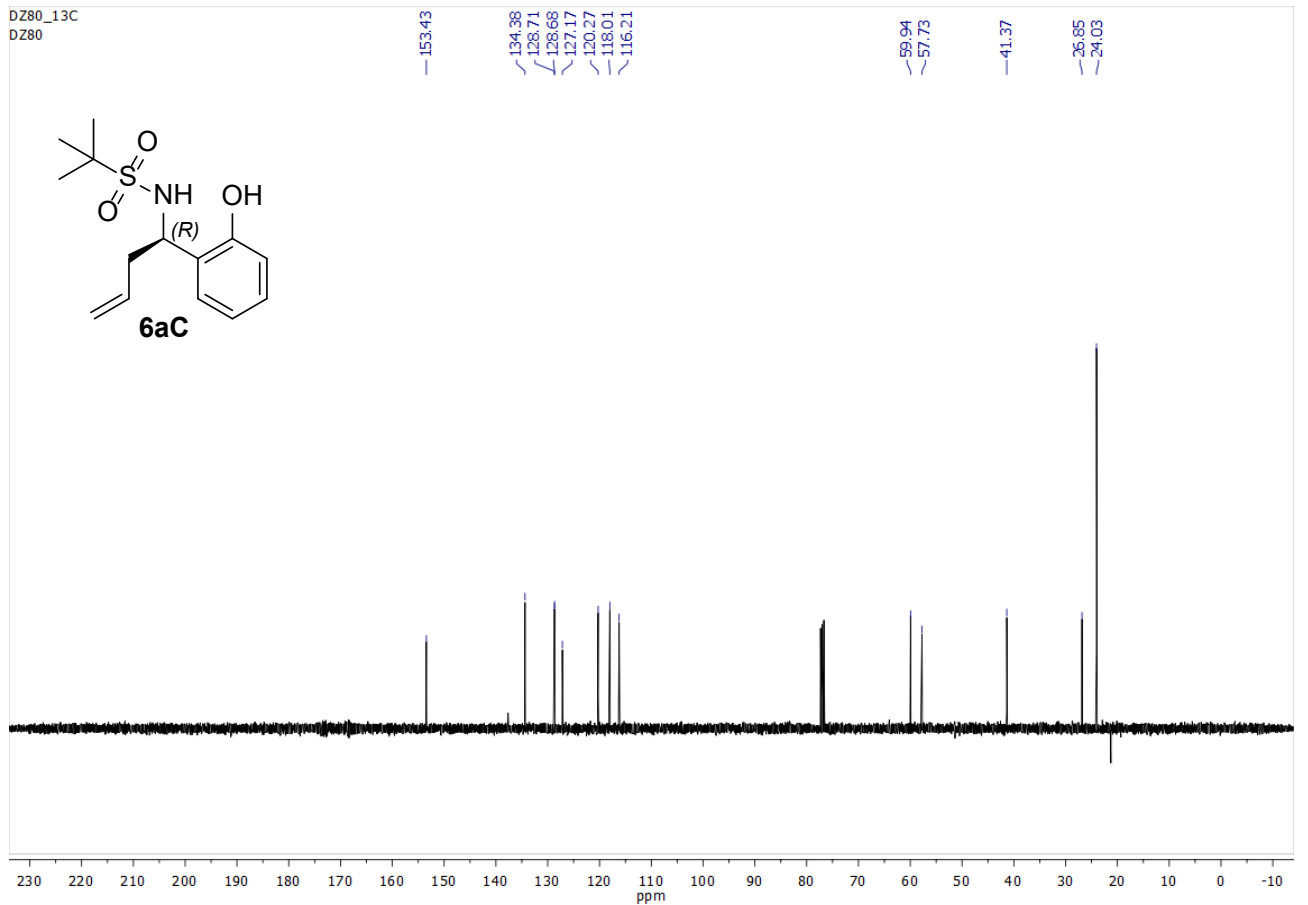
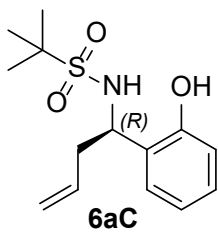
DZ47_13C
DZ47



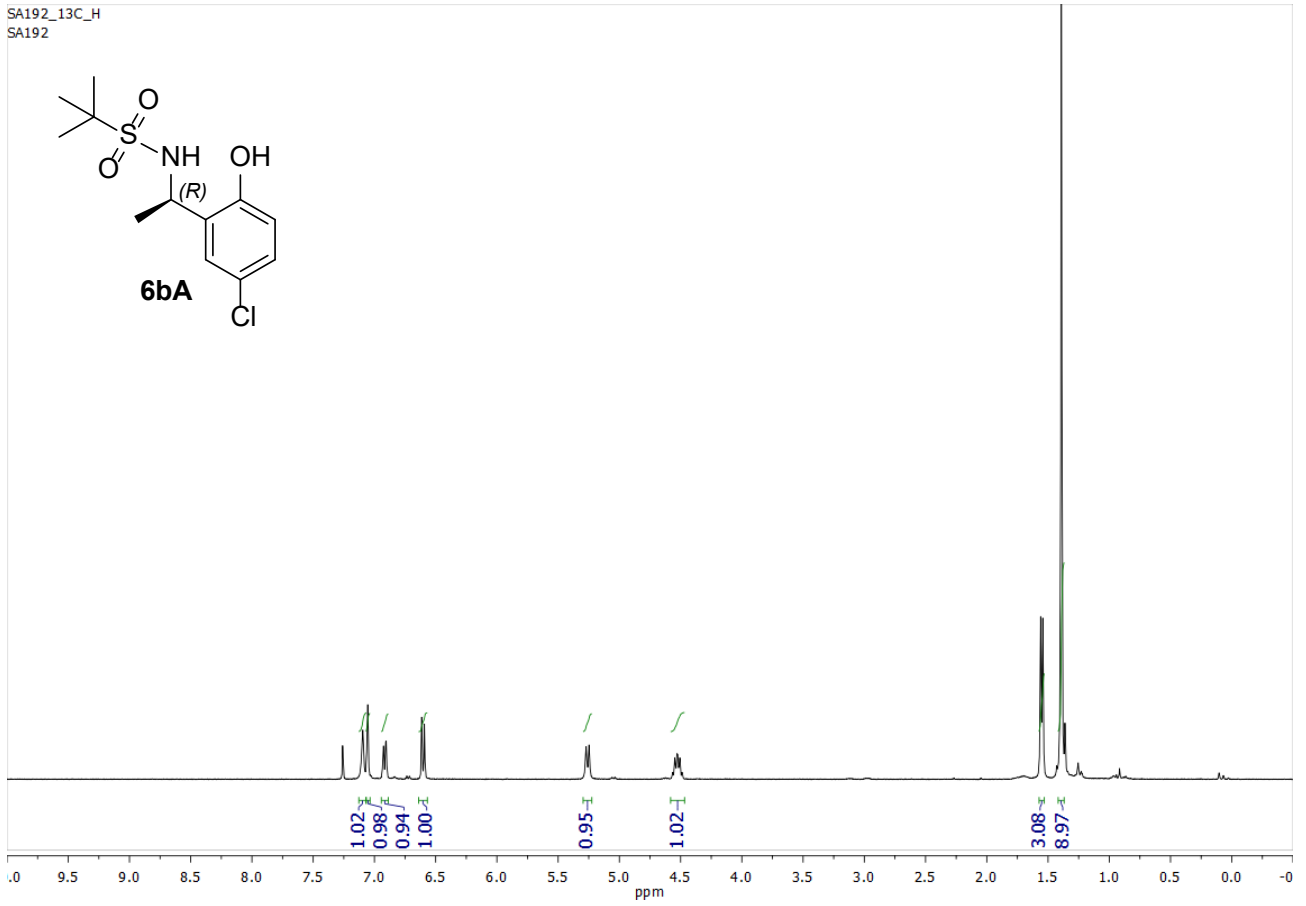
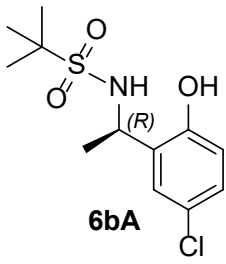
DZ80_13C_H
DZ80



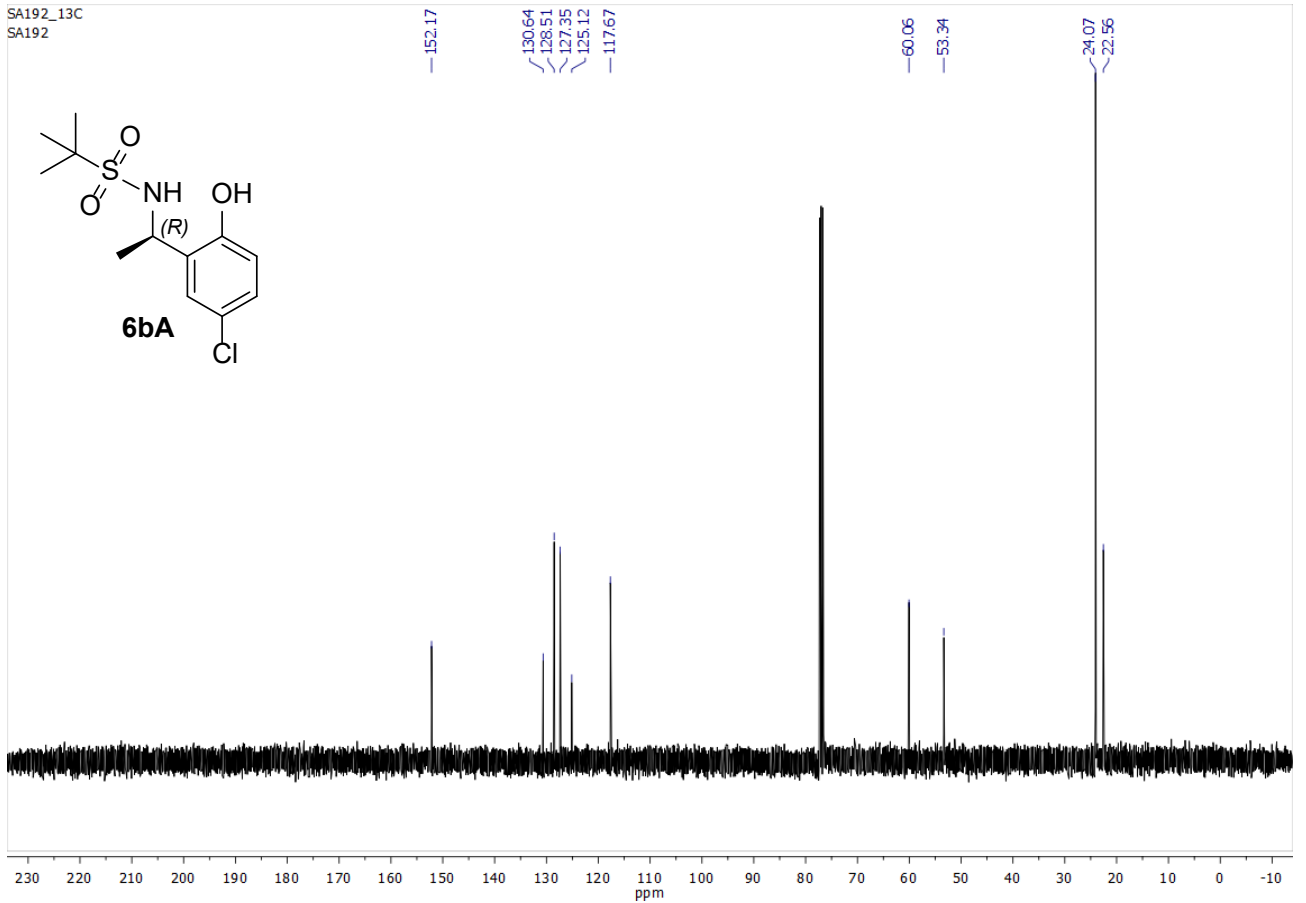
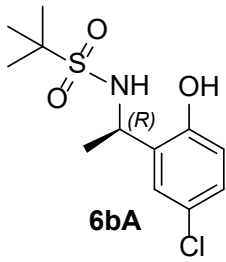
DZ80_13C
DZ80



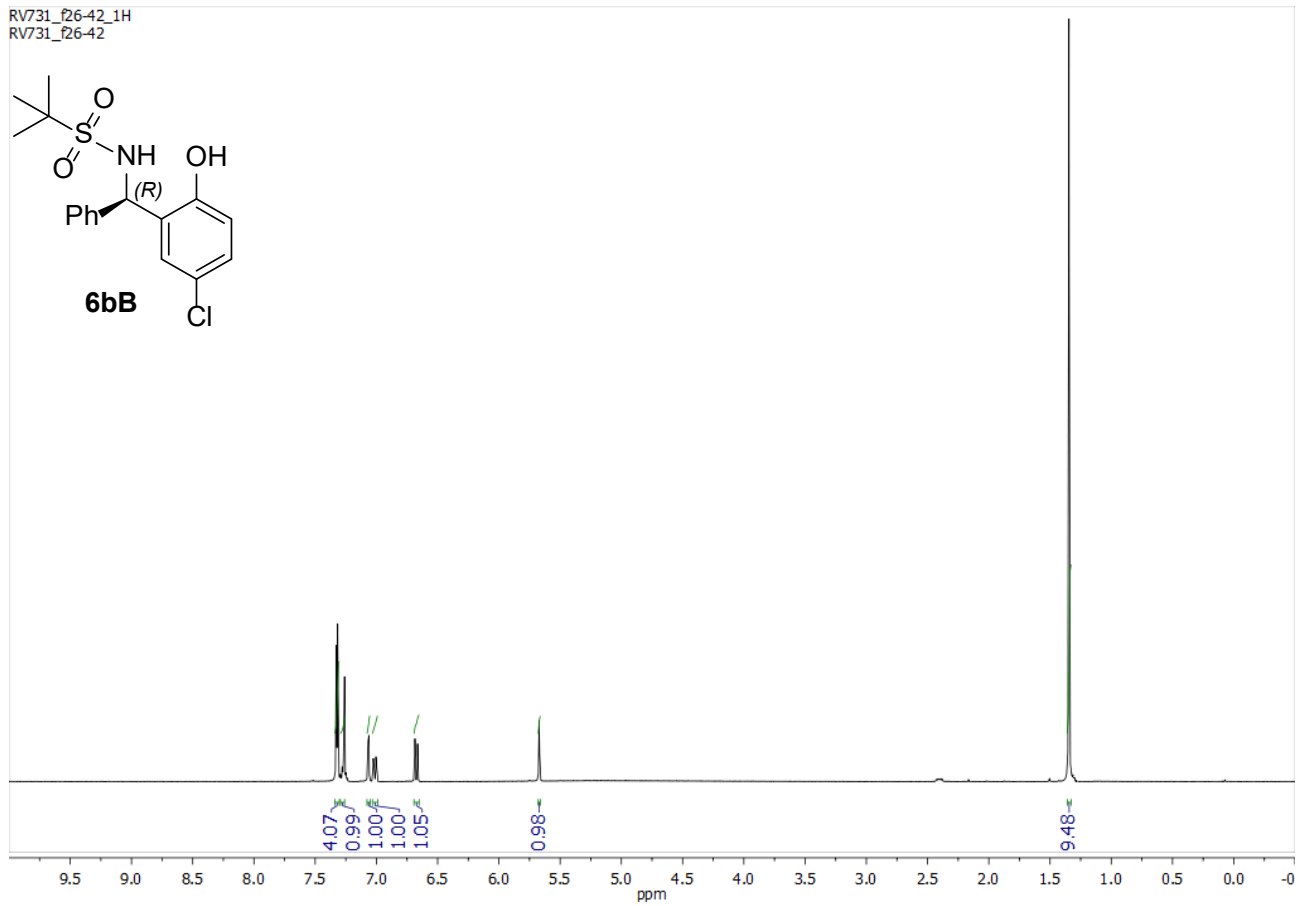
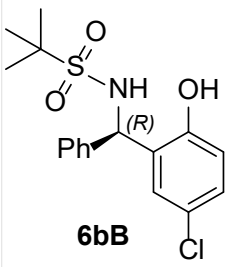
SA192_13C_H
SA192



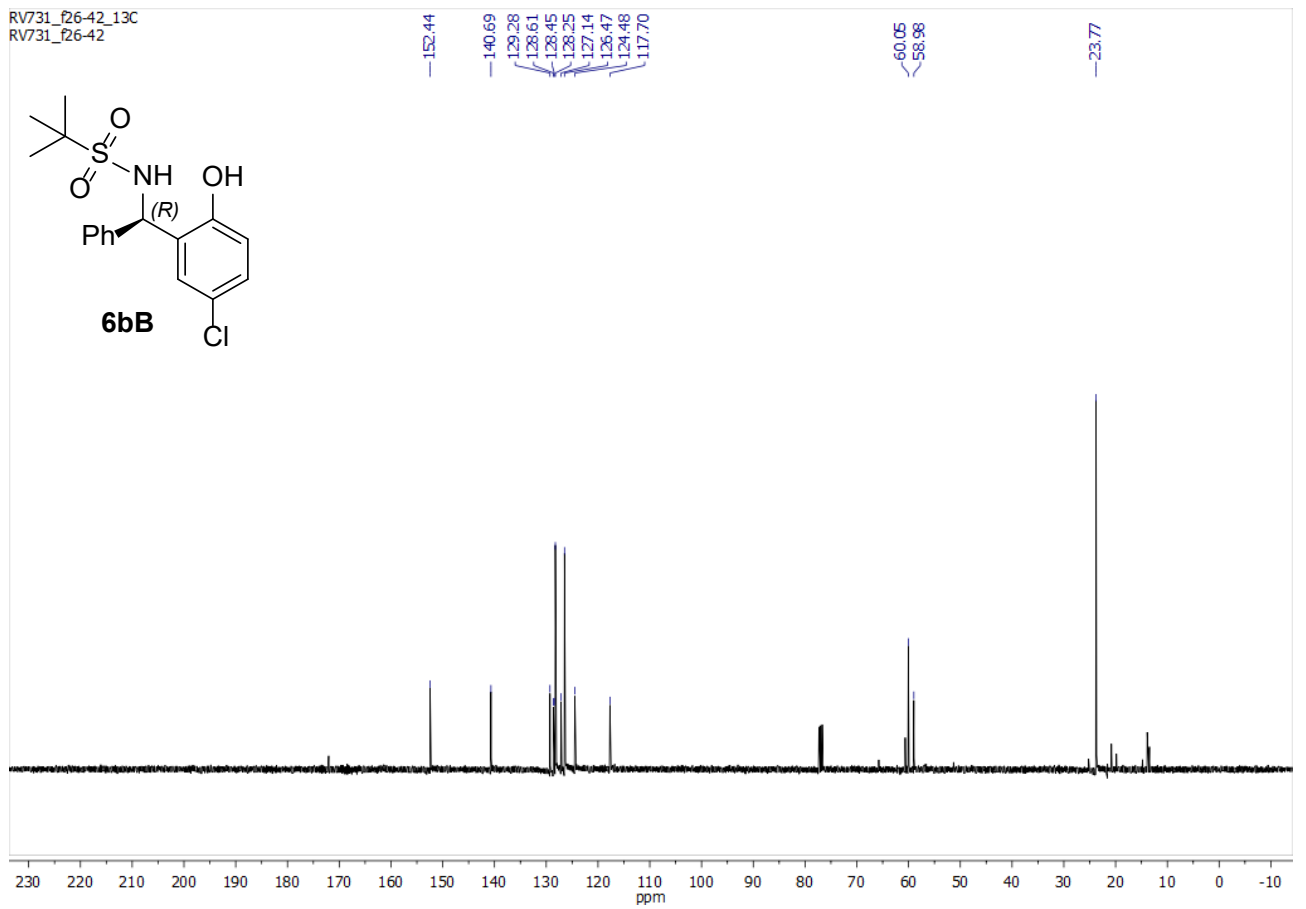
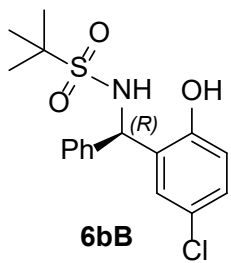
SA192_13C
SA192



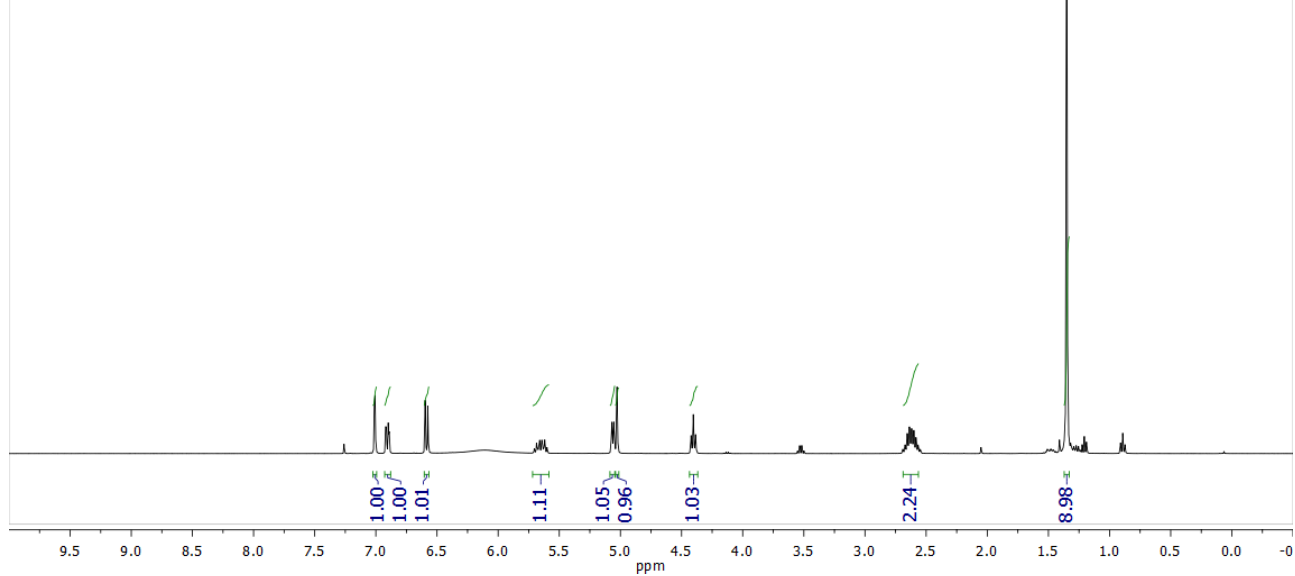
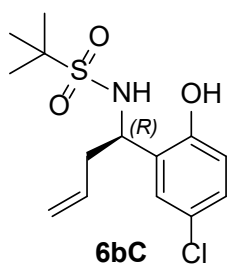
RV731_f26-42_1H
RV731_f26-42



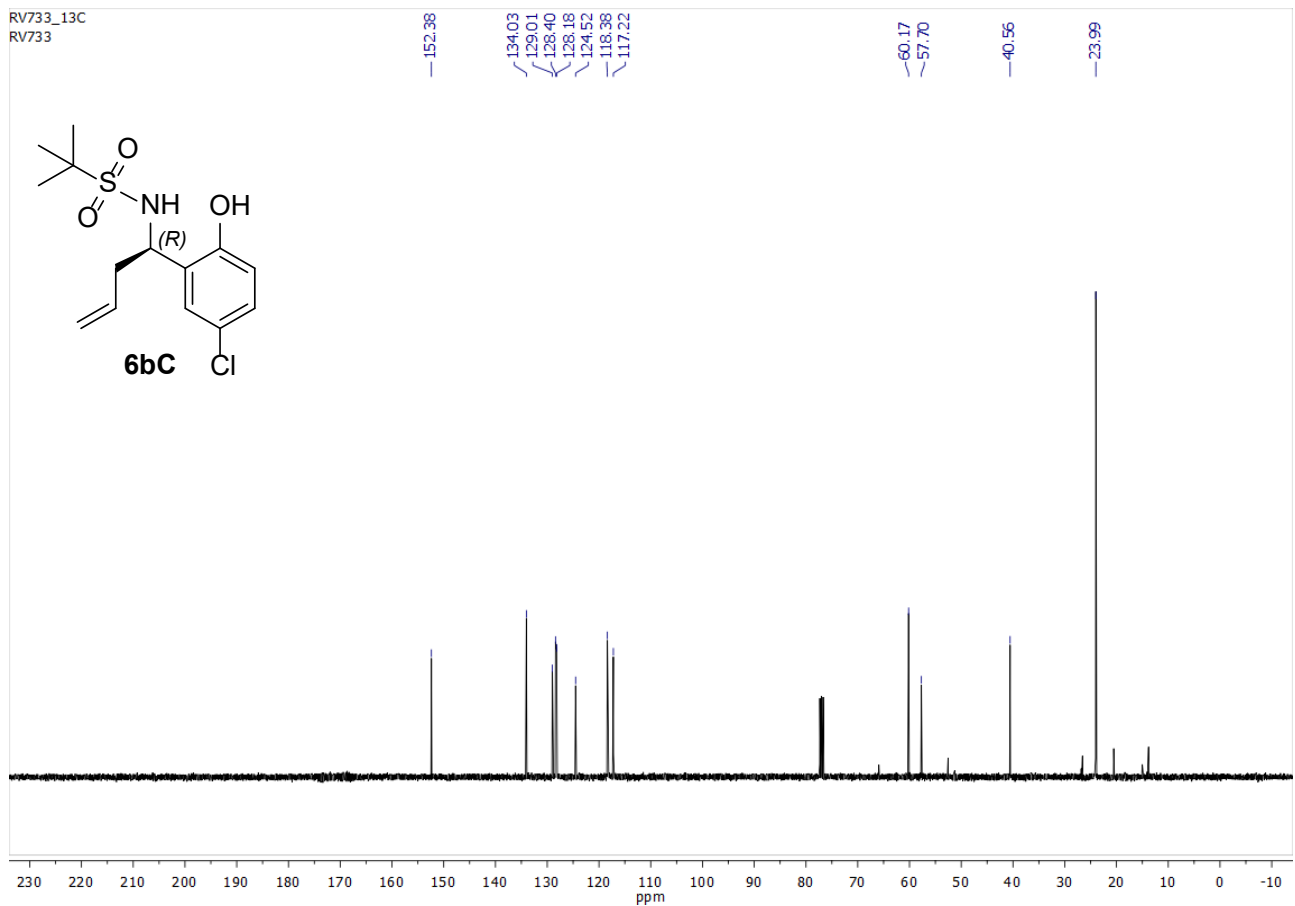
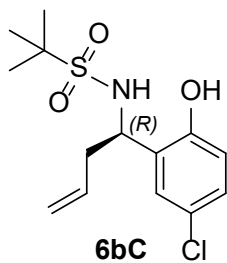
RV731_f26-42_13C
RV731_f26-42



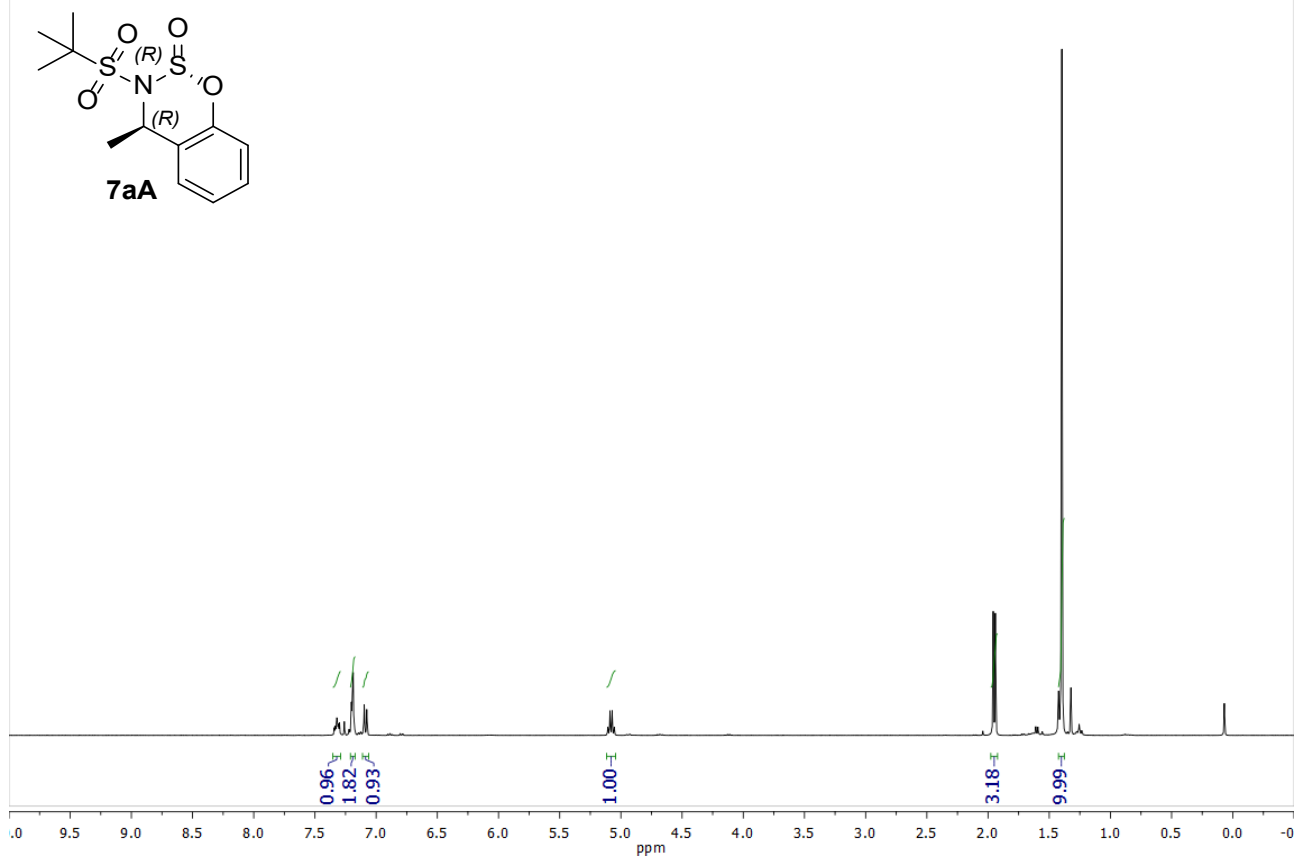
RV733_13C_H
RV733



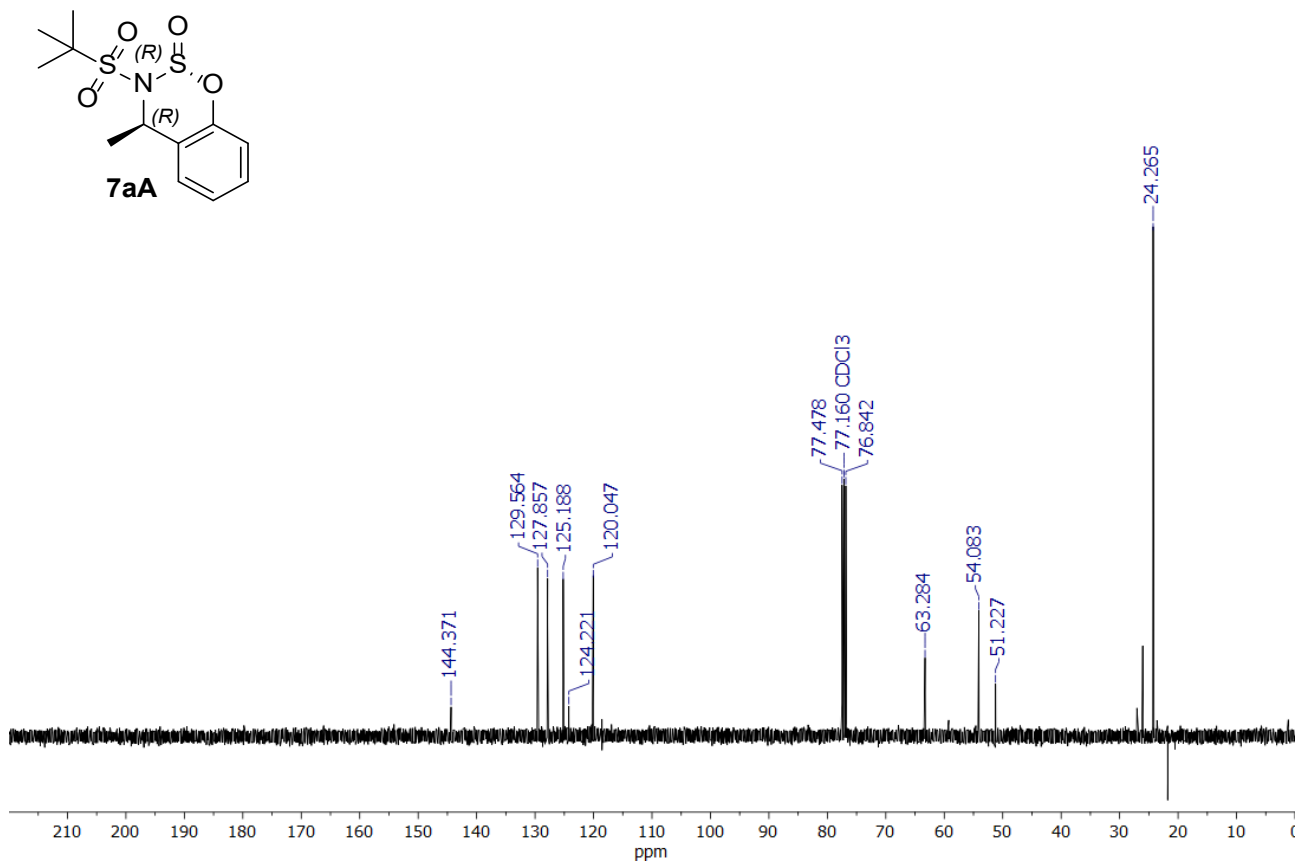
RV733_13C
RV733



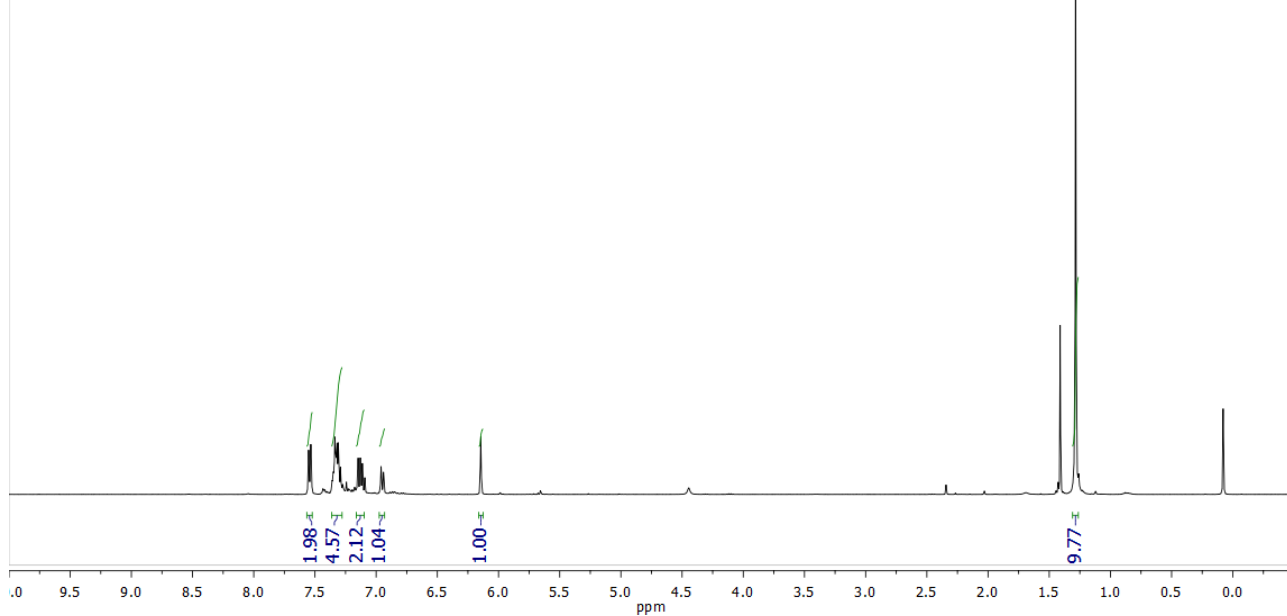
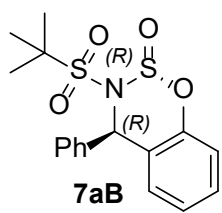
DZ22_13C_H



DZ22_13C

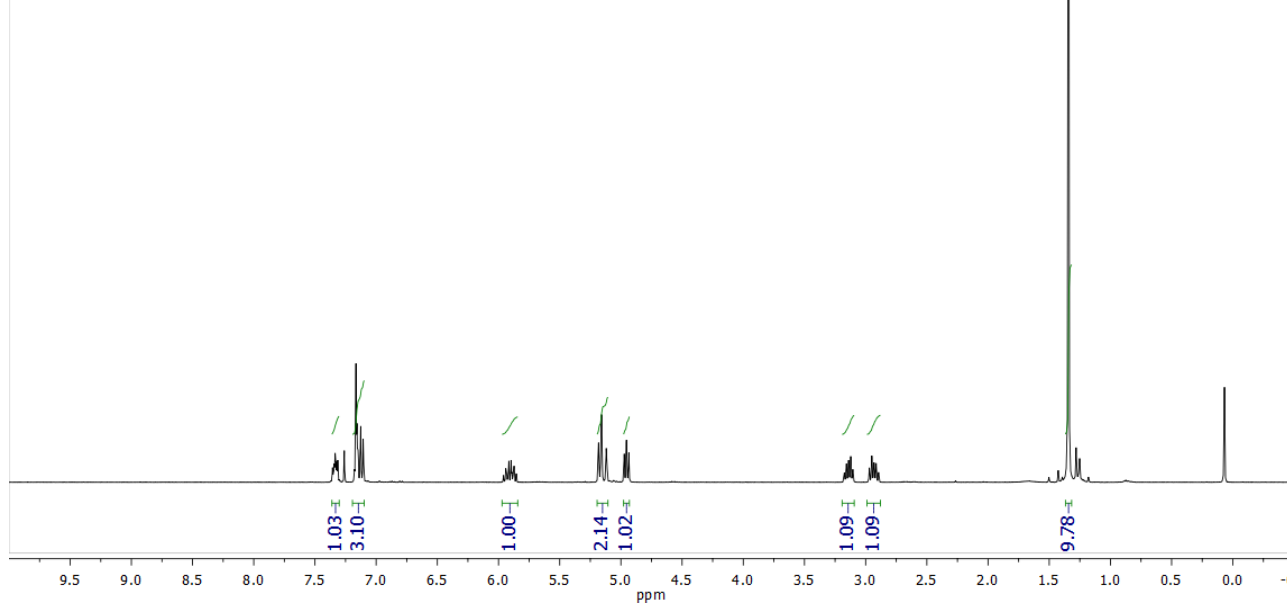
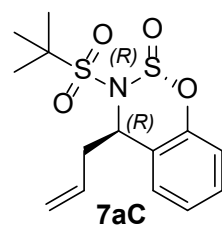


DZ73G_13C_H

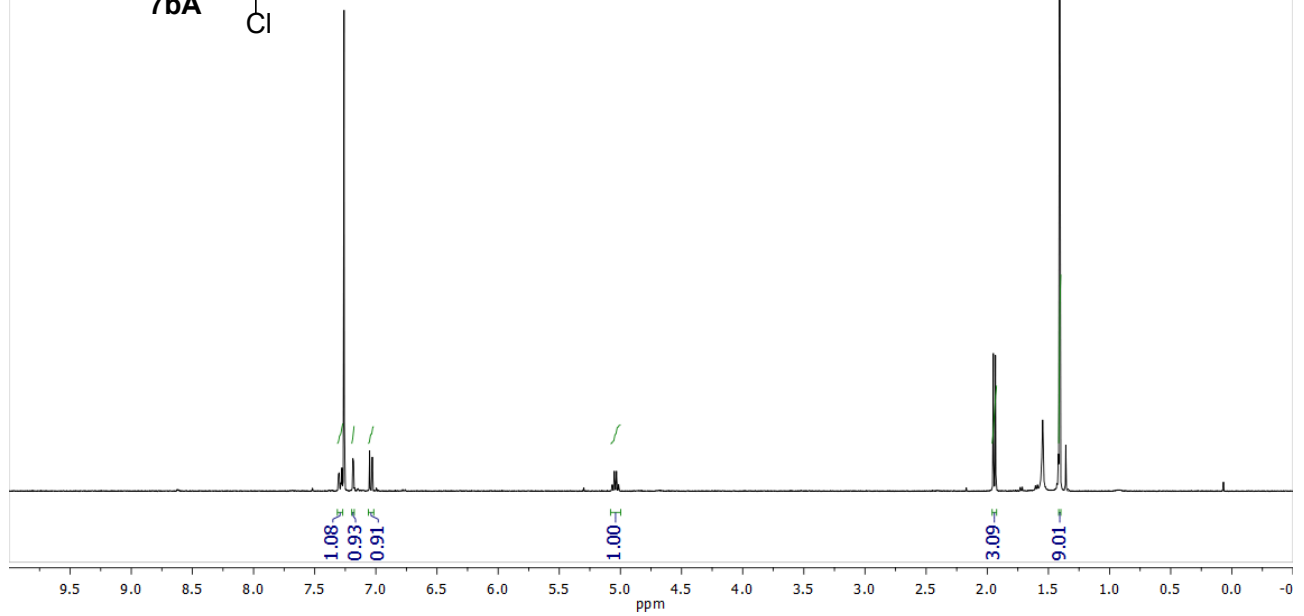
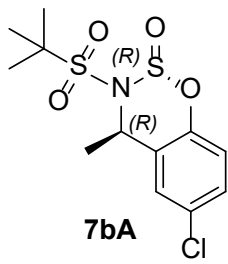


DZ81G_13C_H

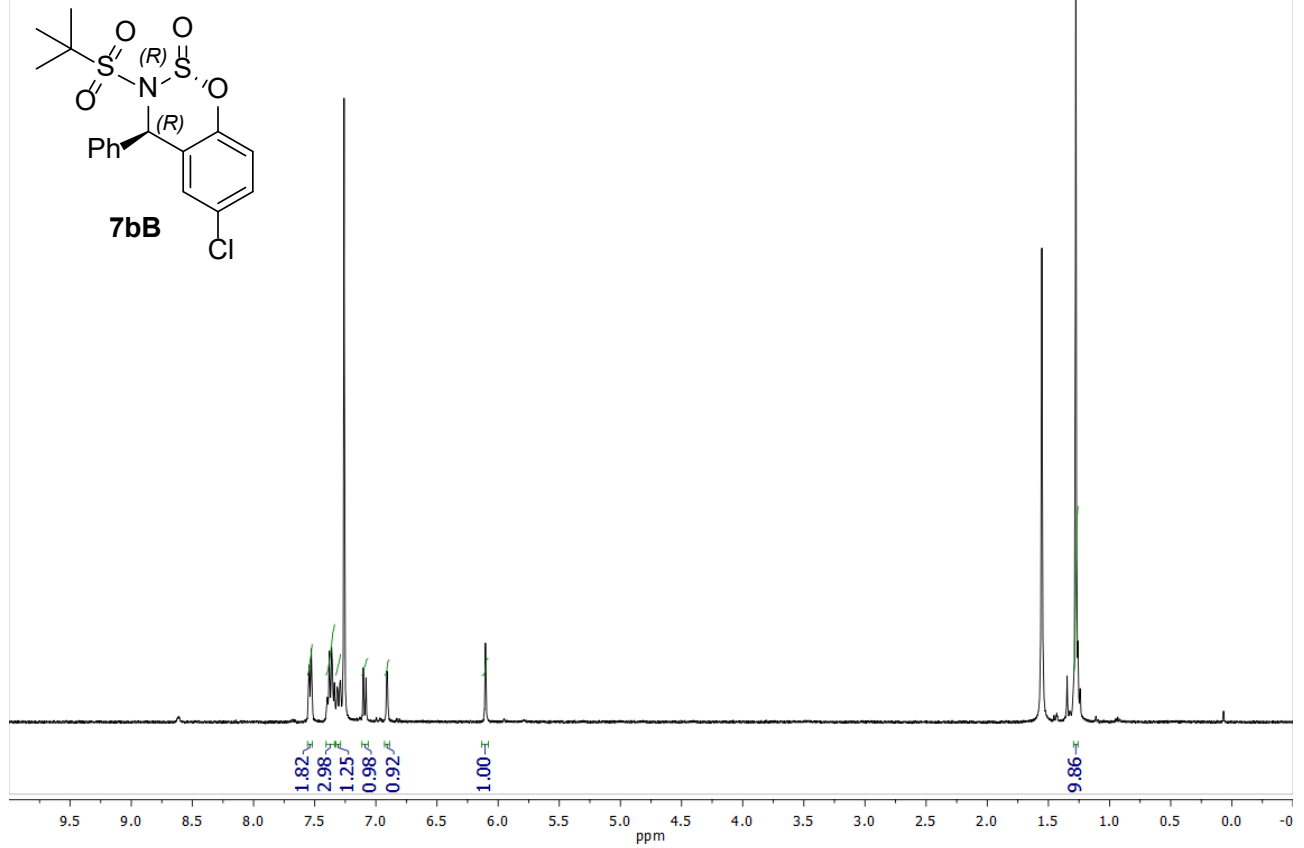
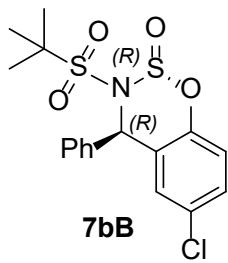
DZ81G



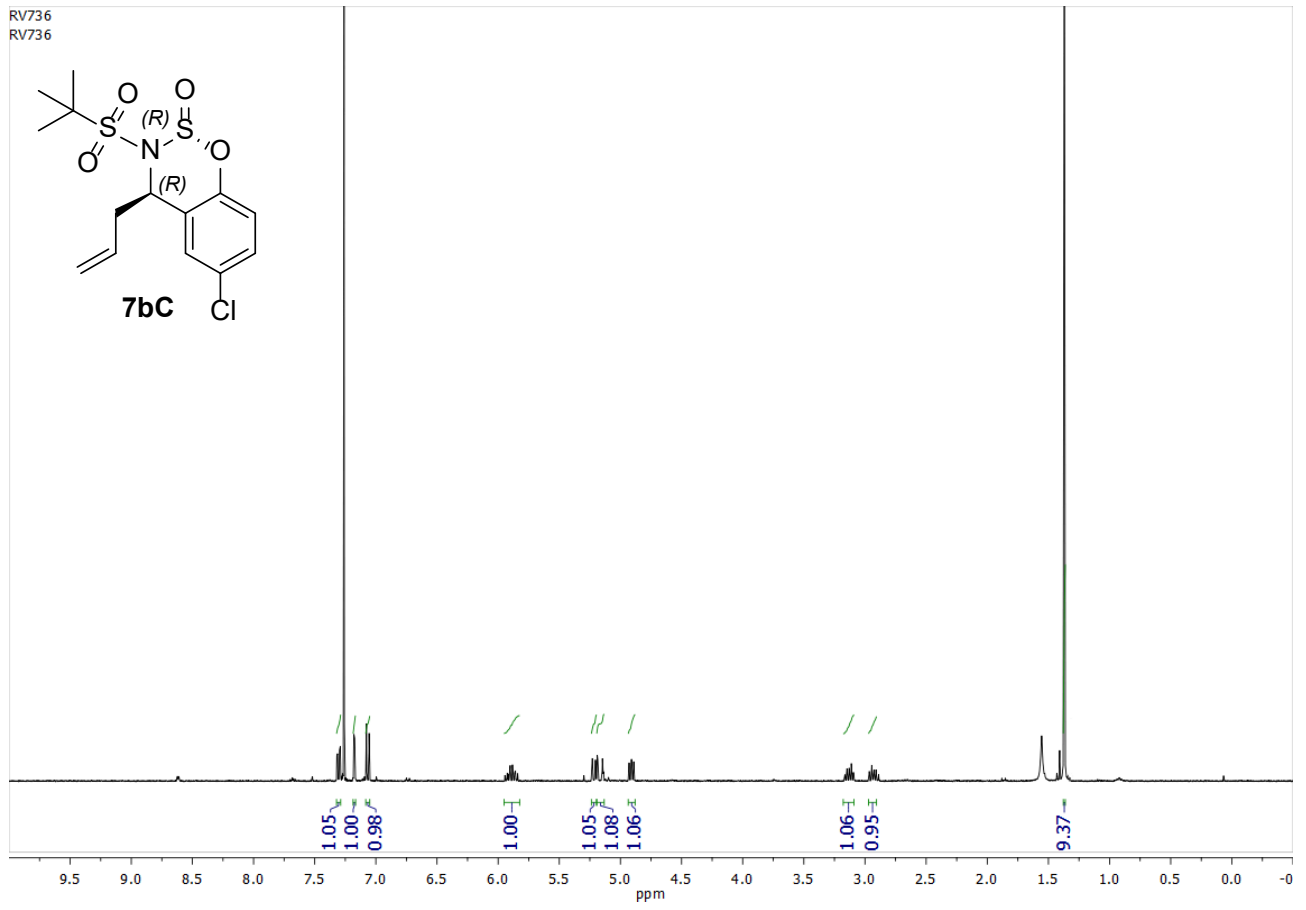
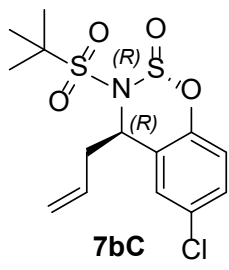
RV744_gr
RV744_gr



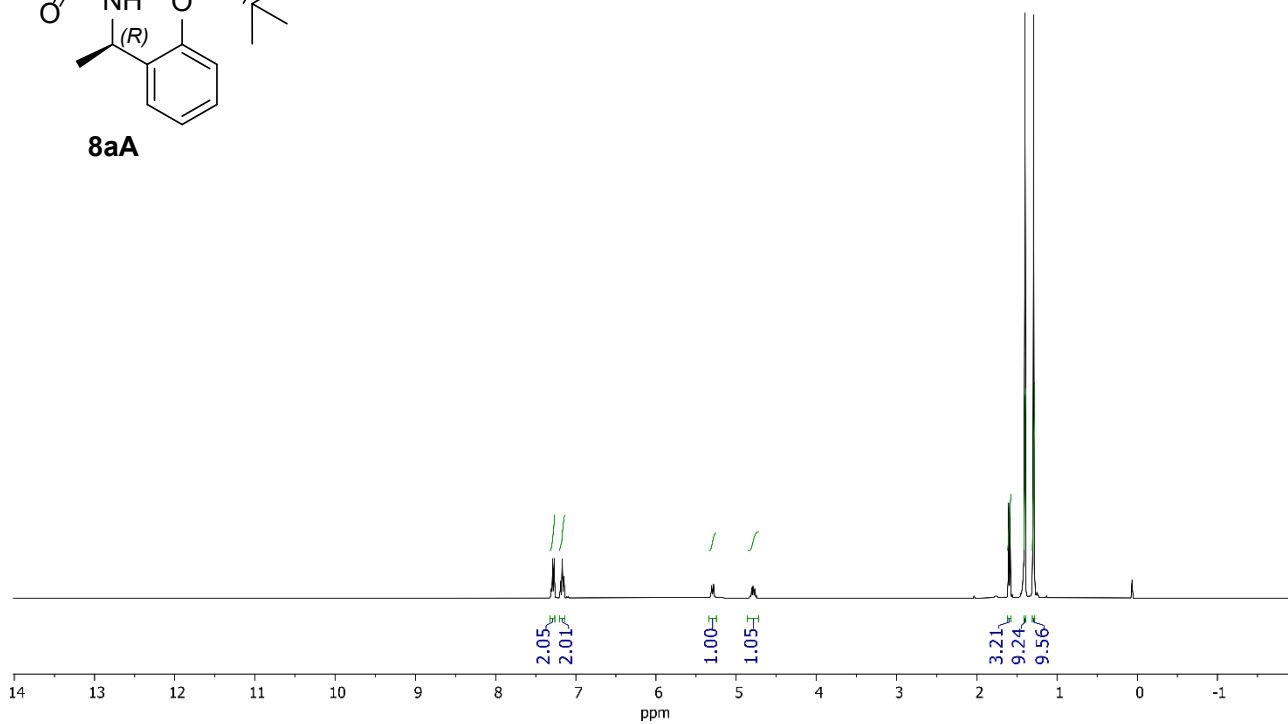
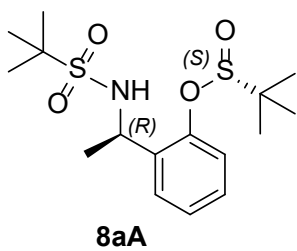
RV734_gr
RV734_gr



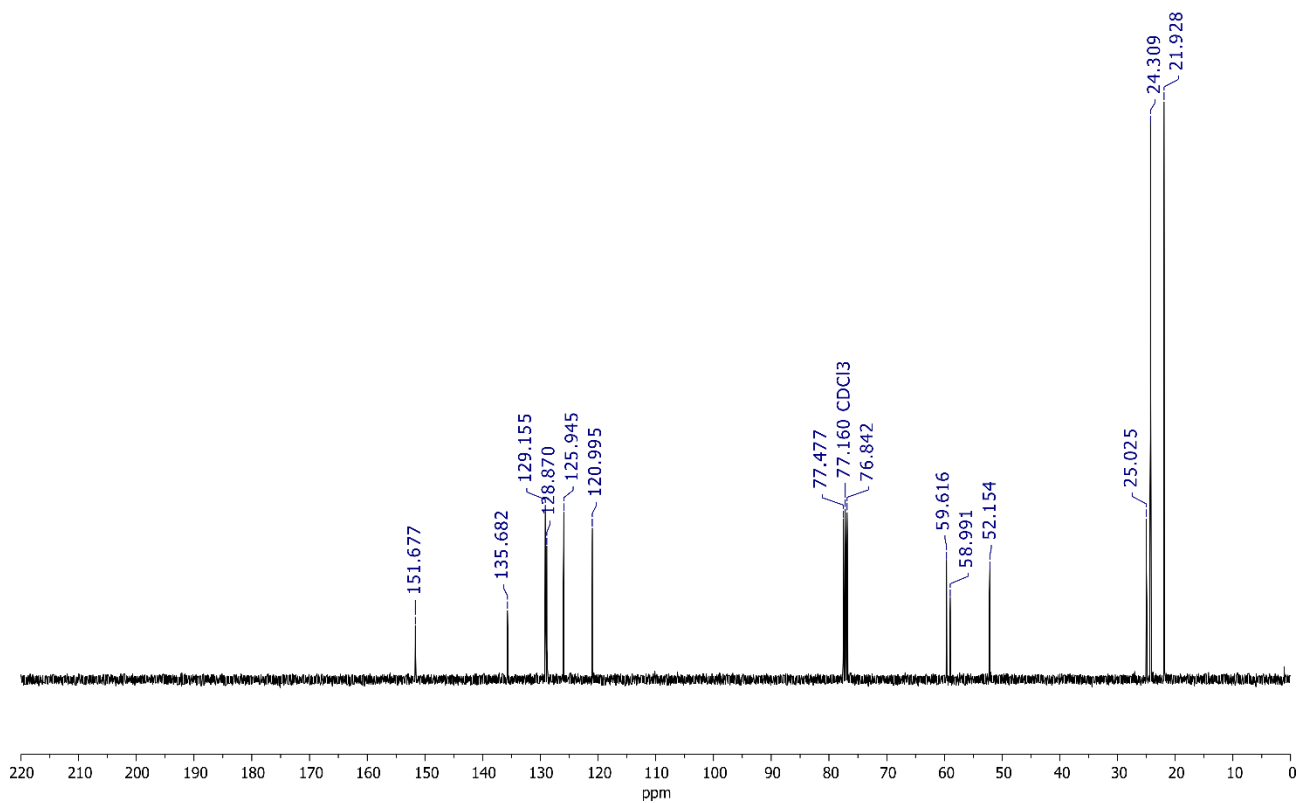
RV736
RV736

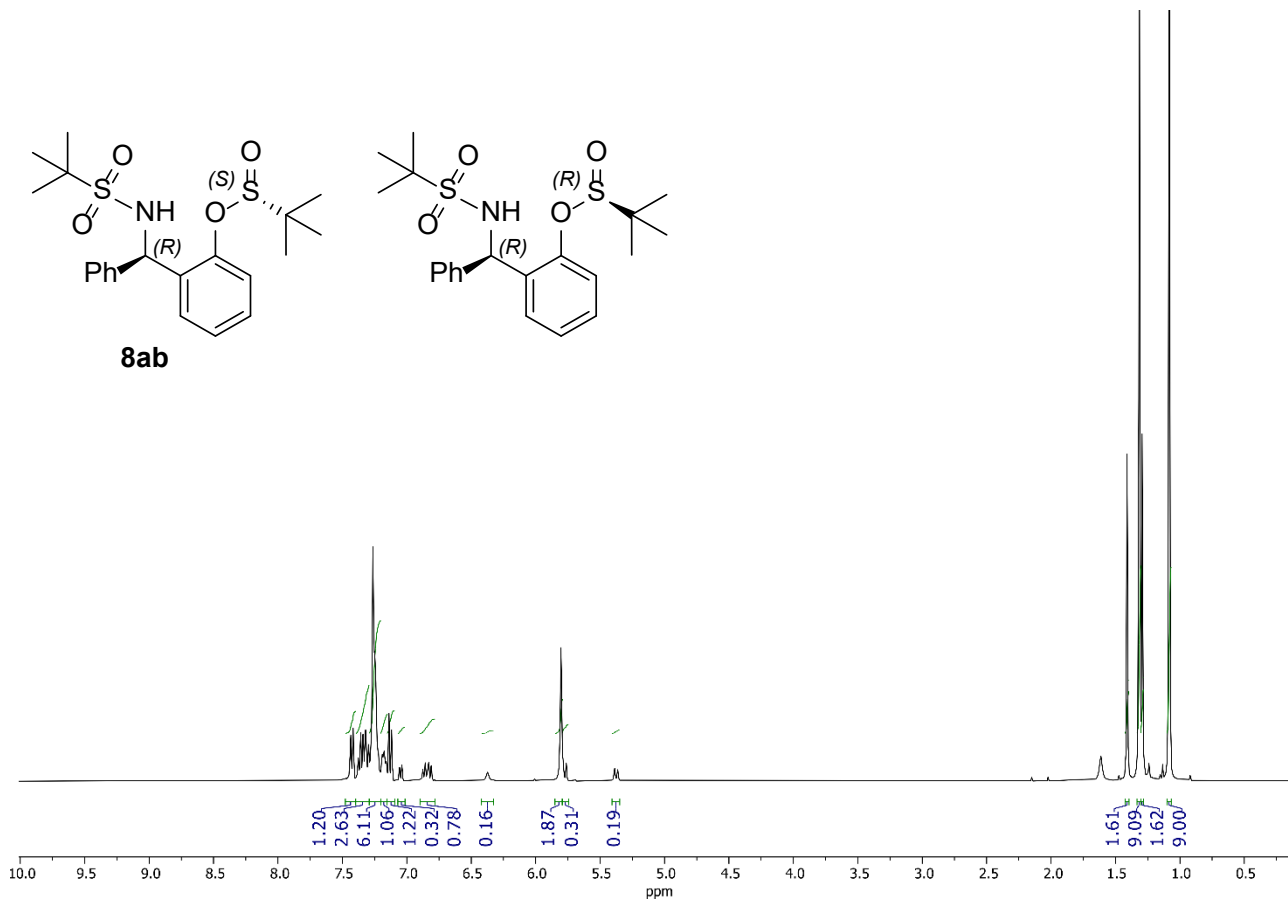
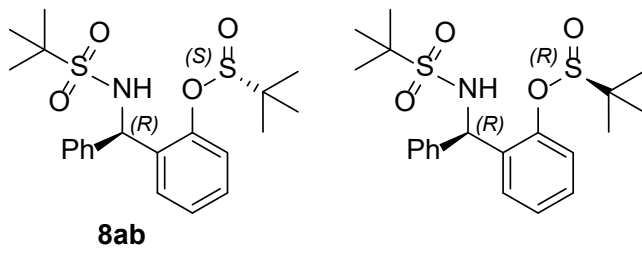


DZ64_H

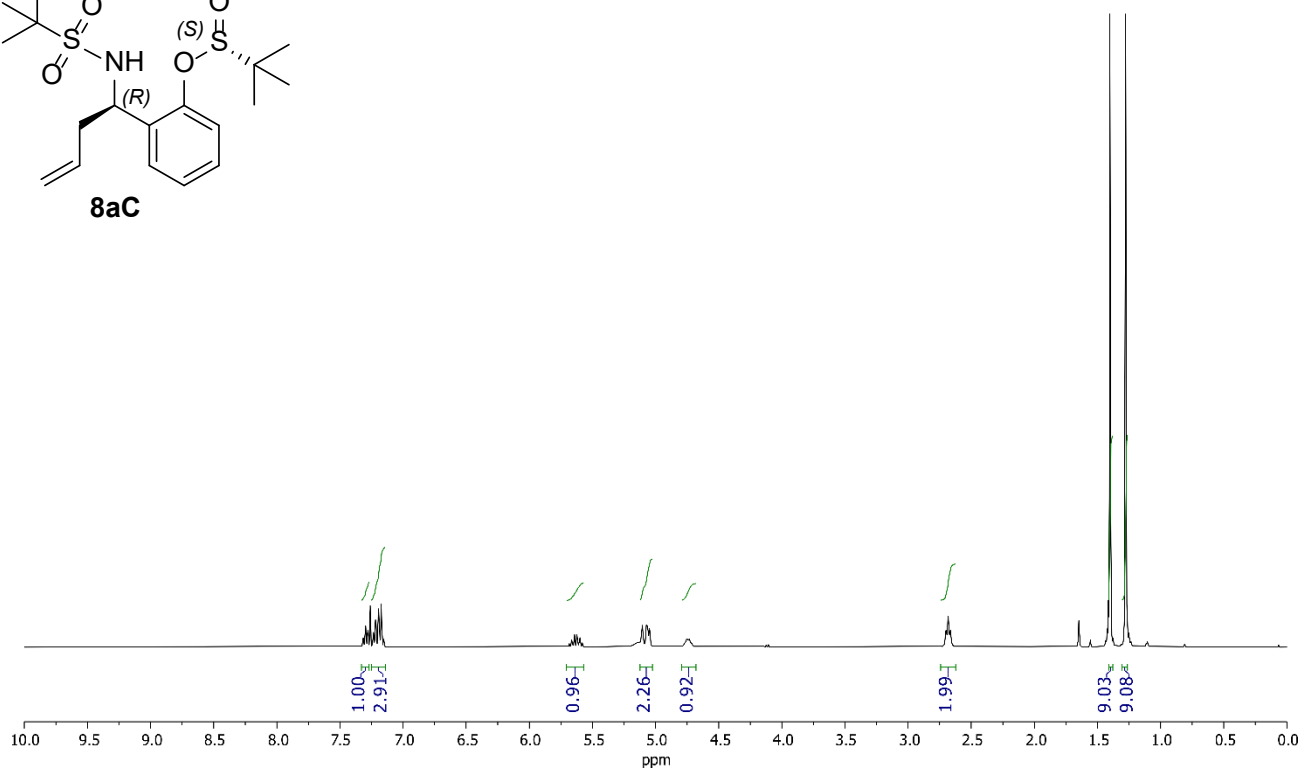
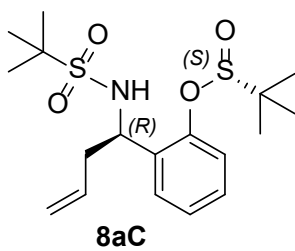


DZ64_13C

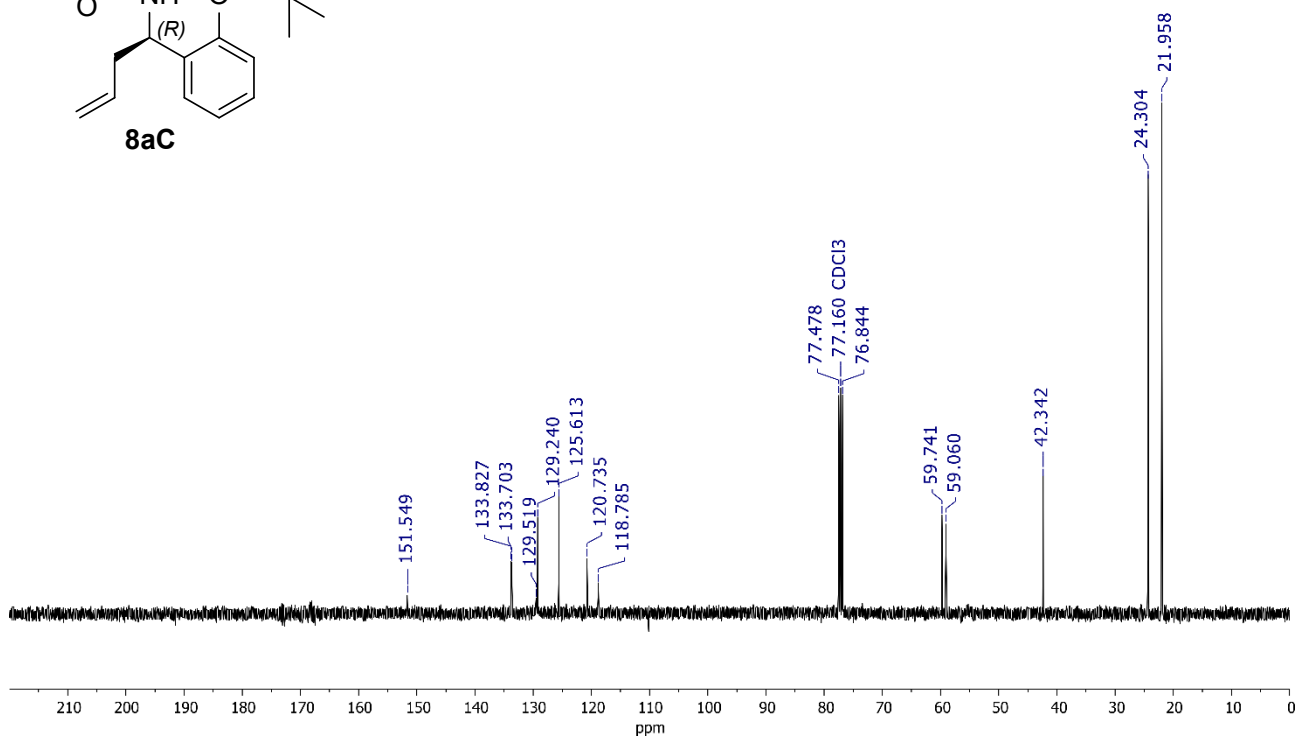
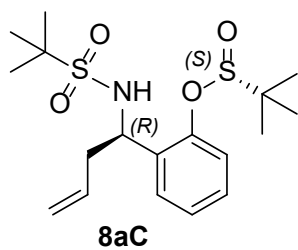




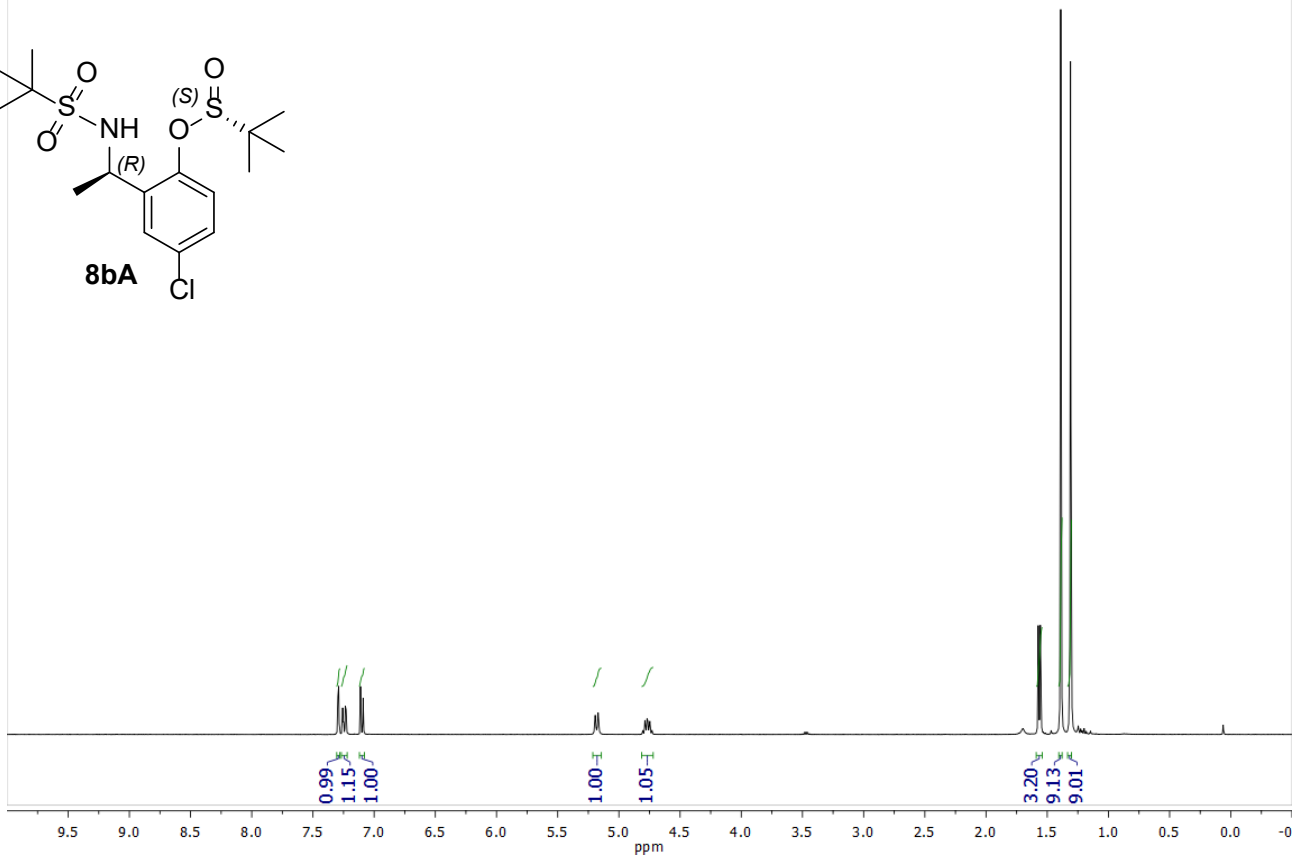
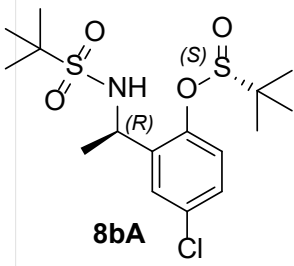
DZ87



Dz8/_13C



DZ79_13C_H
DZ79

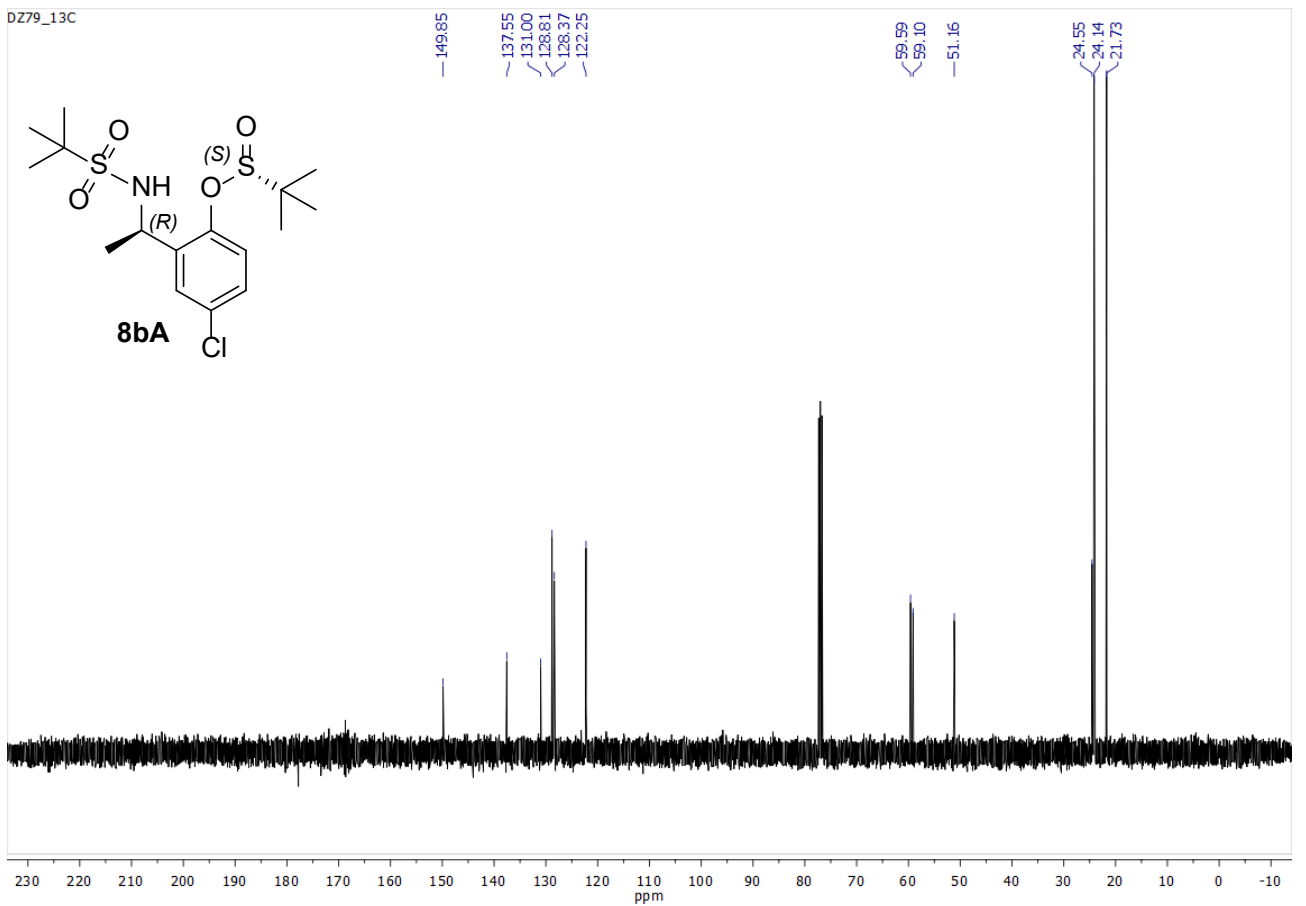
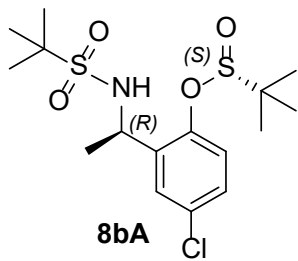


DZ79_13C

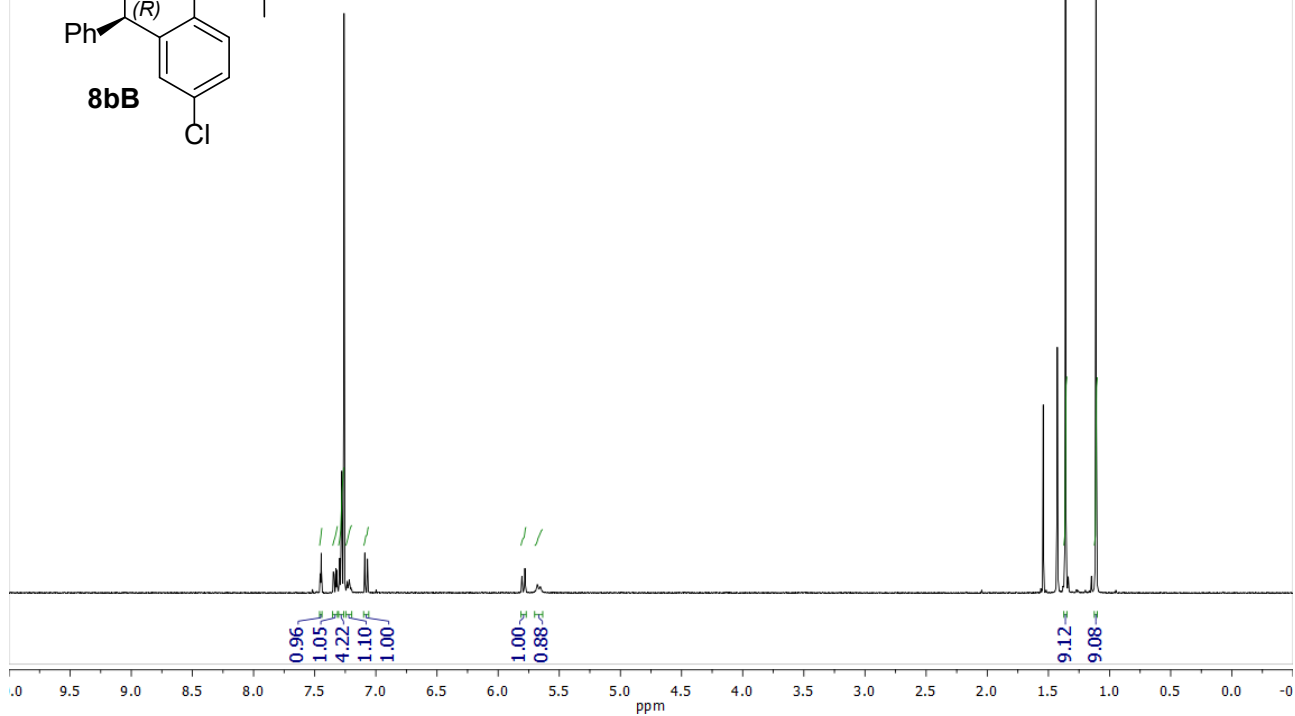
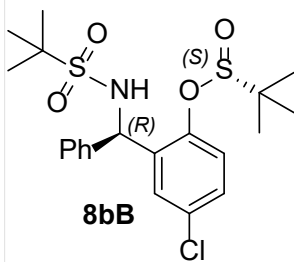
149.85
137.55
131.00
128.81
128.37
122.25

59.59
59.10
51.16

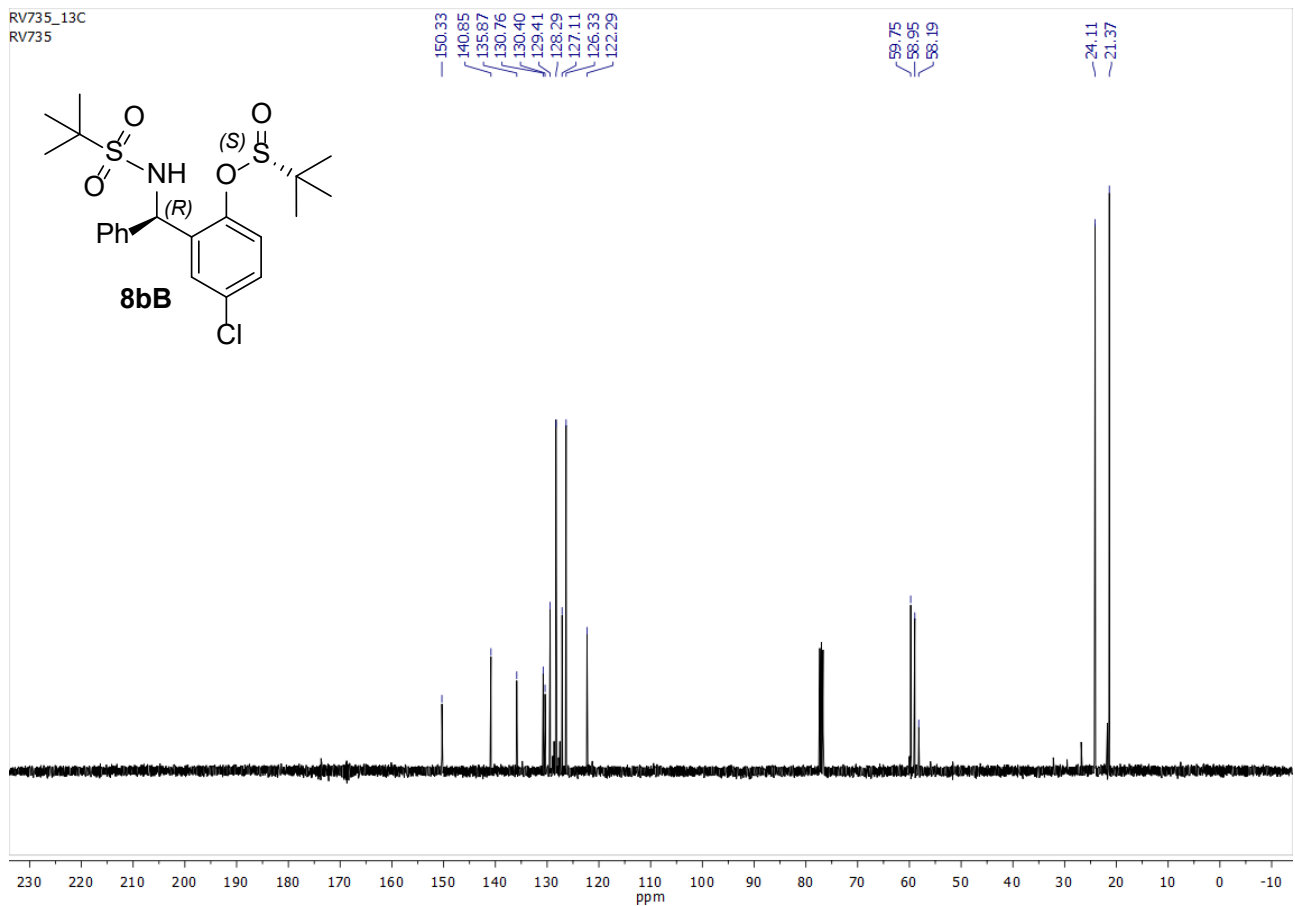
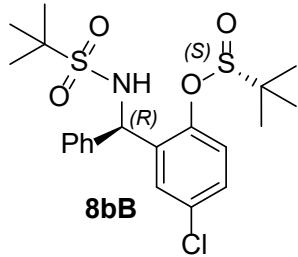
24.55
24.14
21.73



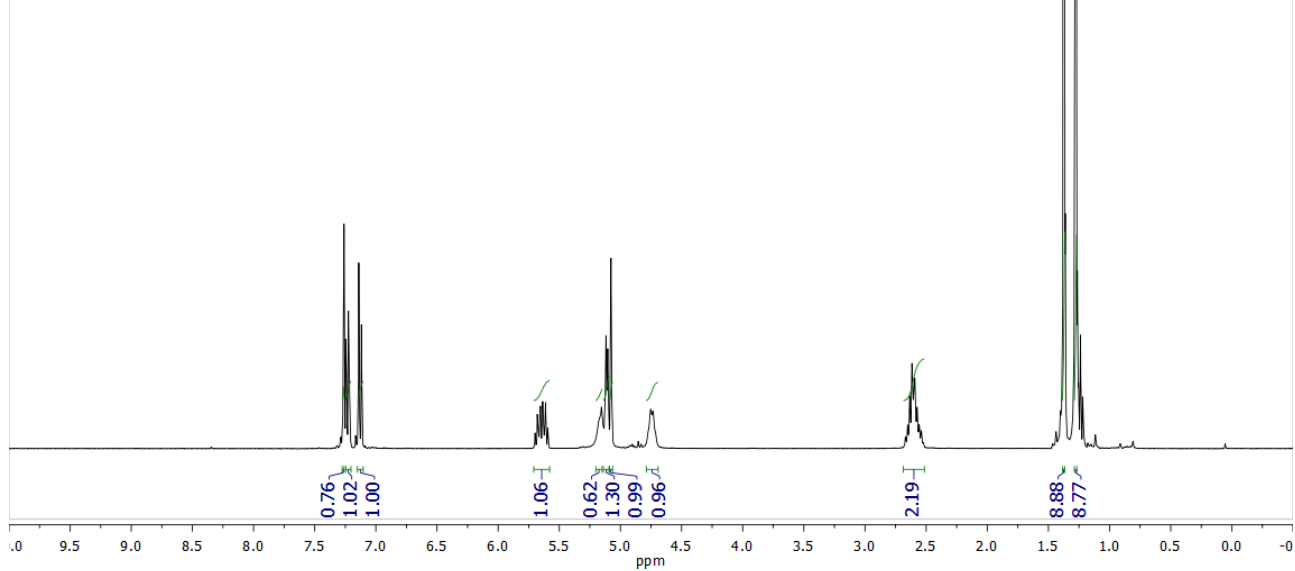
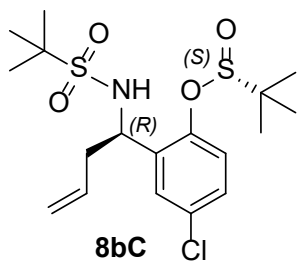
RV766_f9-13
RV766_f13-16



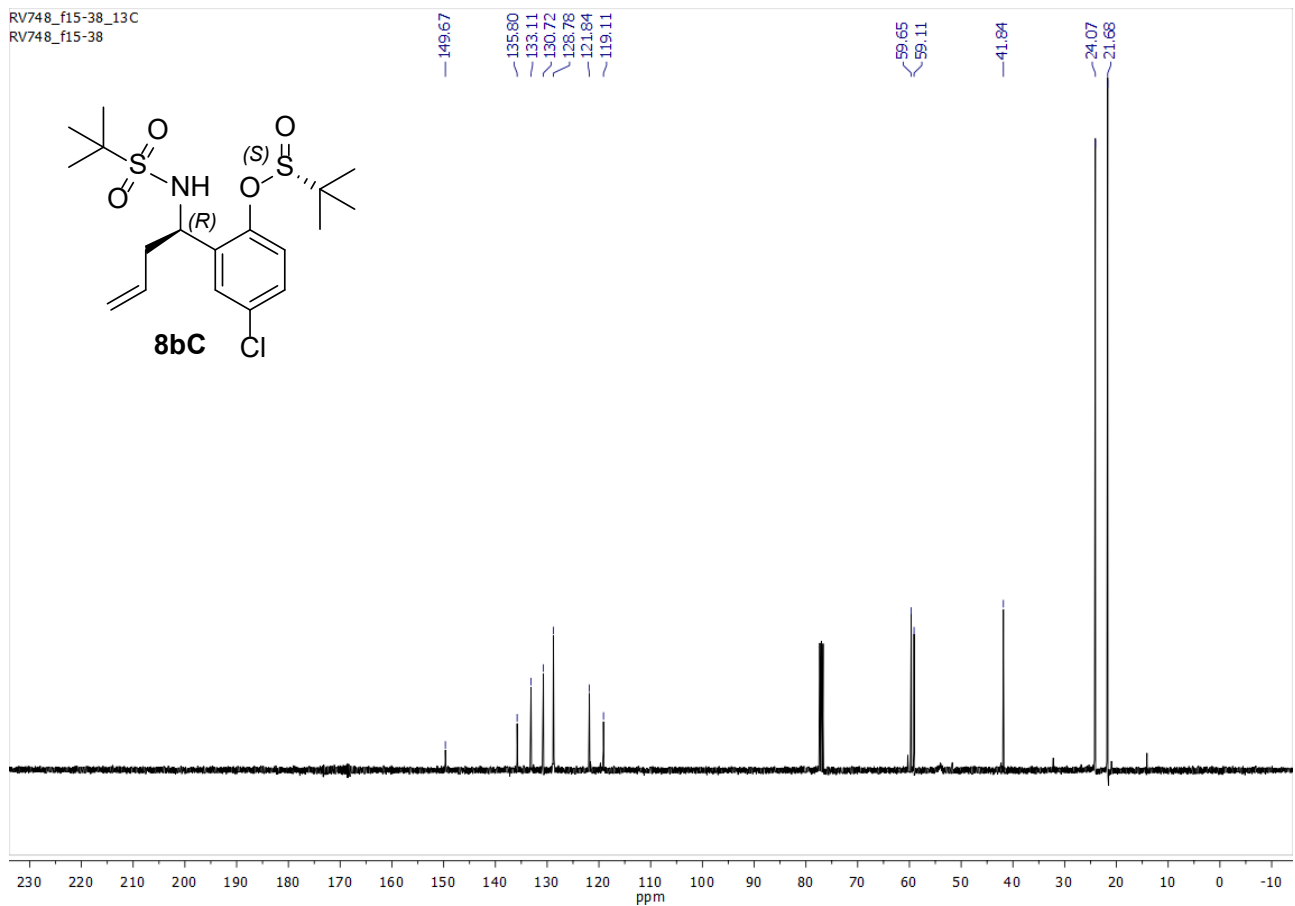
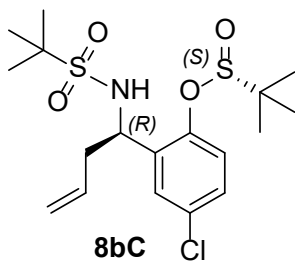
RV735_13C
RV735



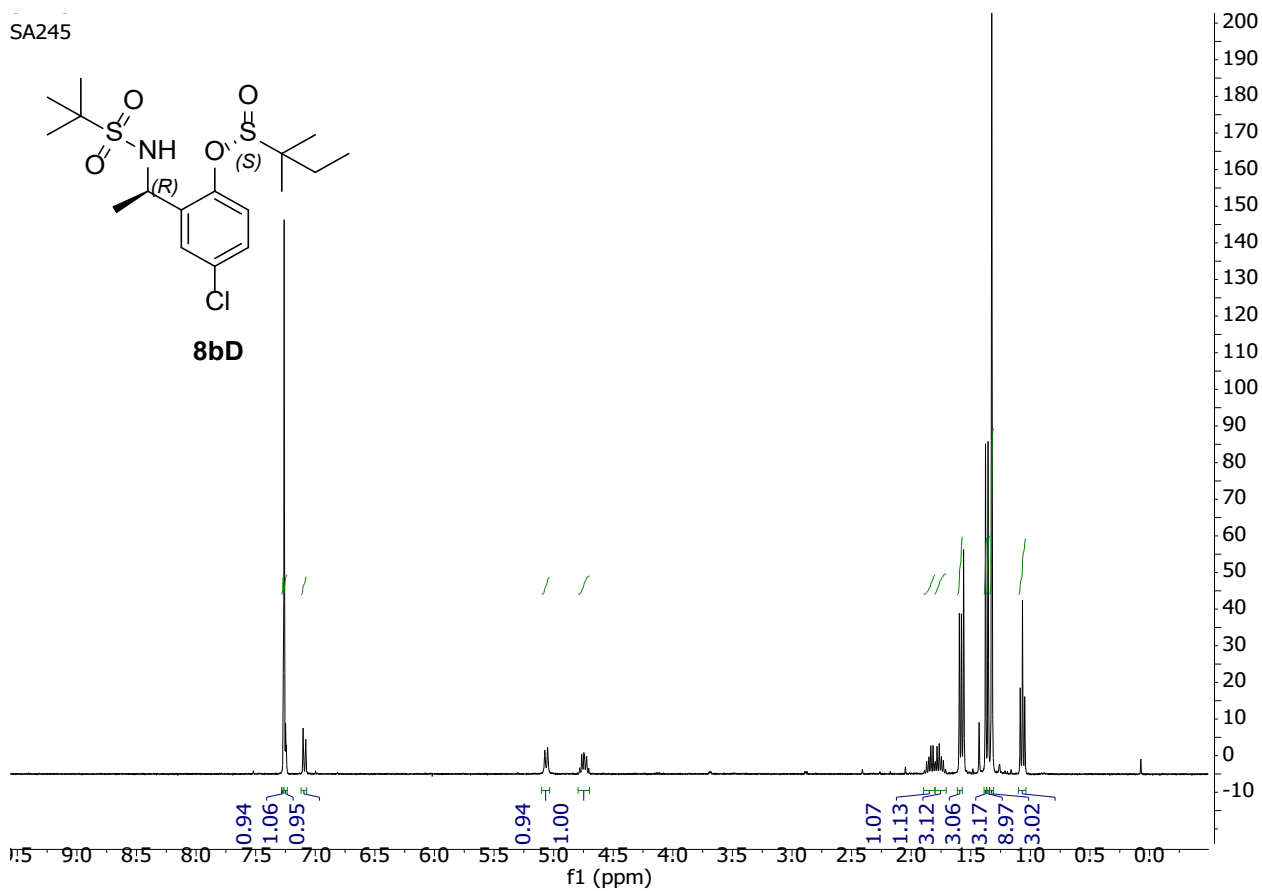
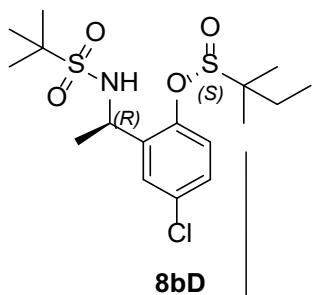
RV748_f15-38_13C_H
RV748_f15-38



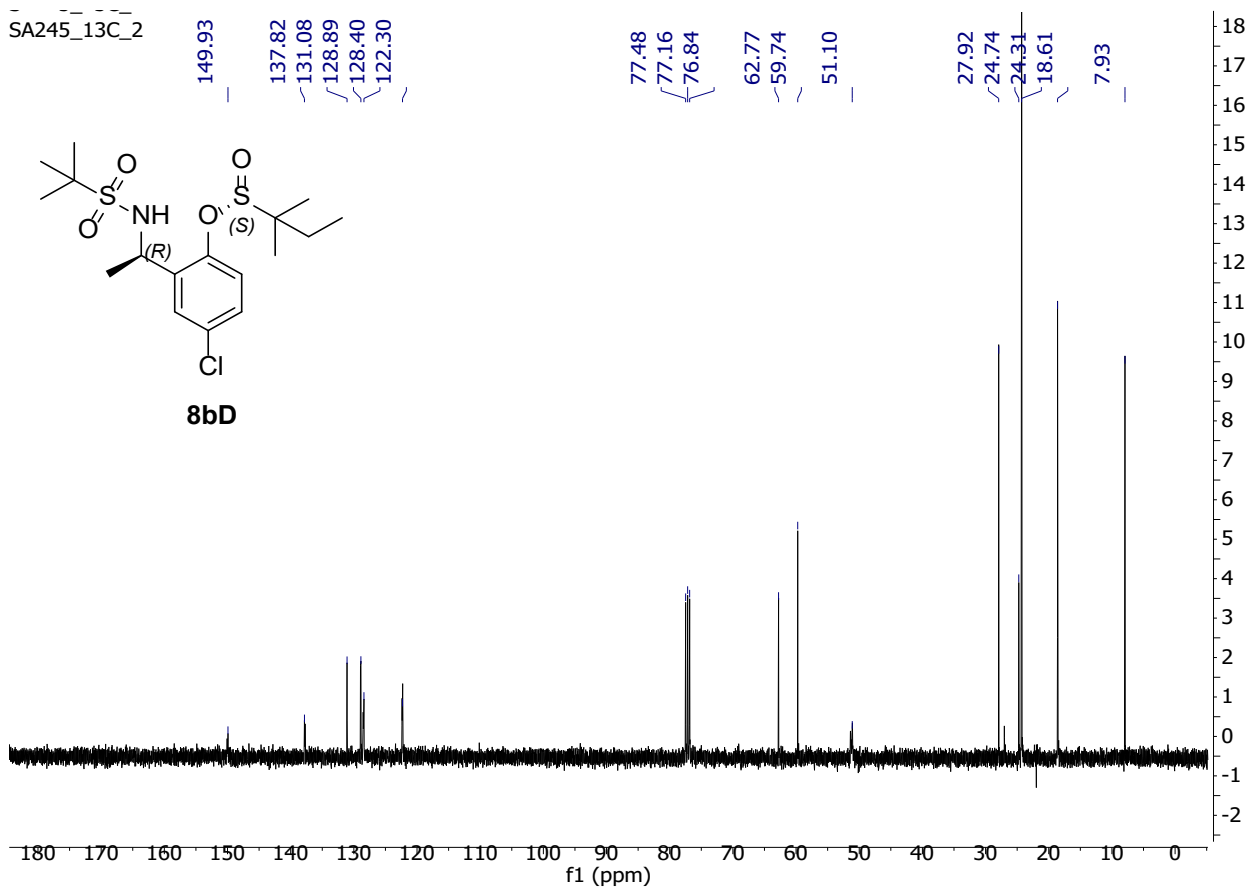
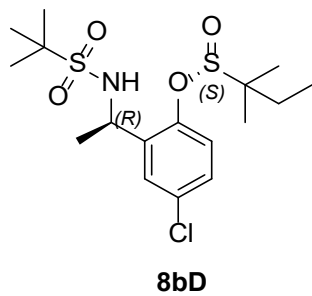
RV748_f15-38_13C
RV748_f15-38

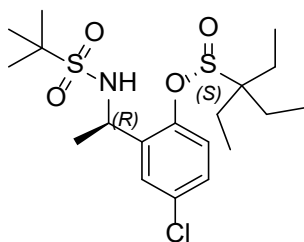


SA245

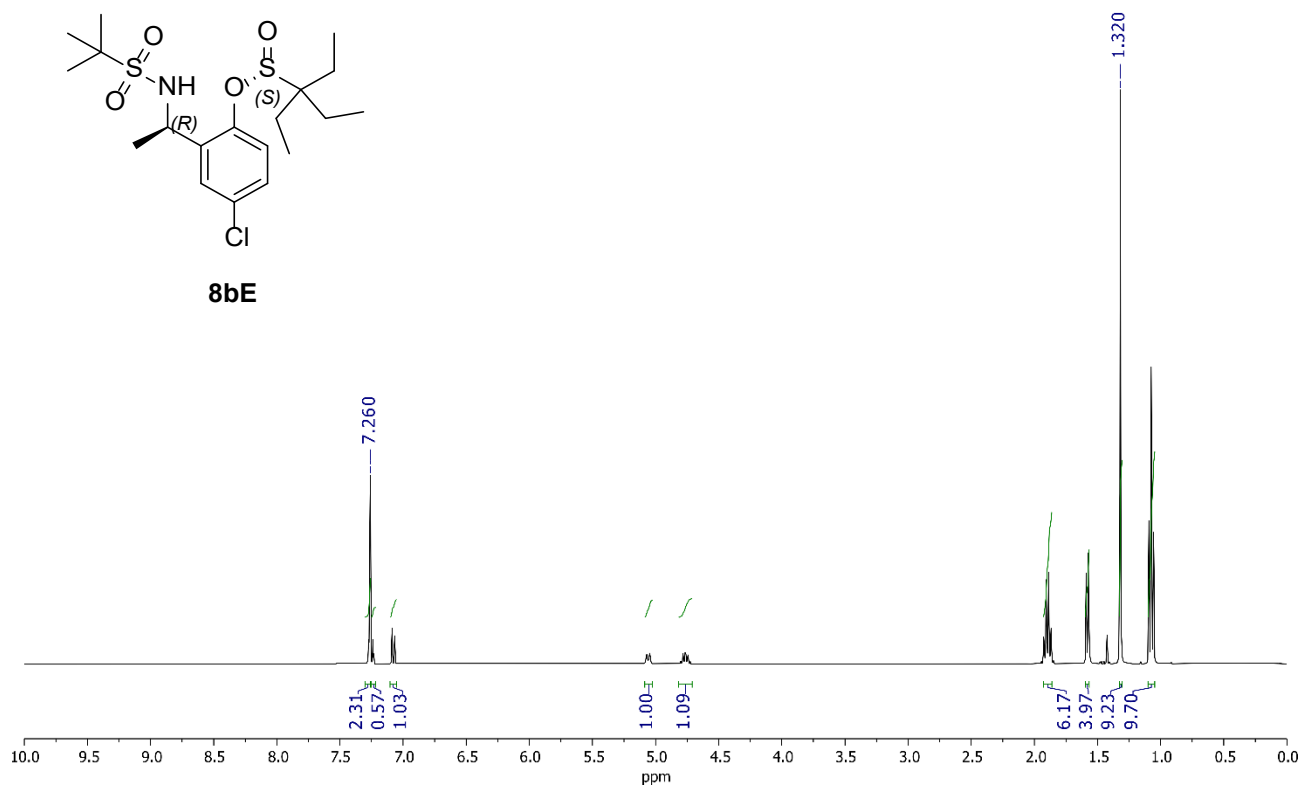


SA245_13C_2

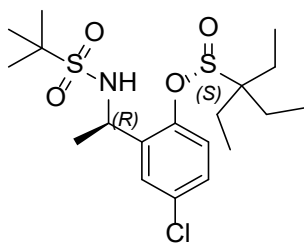




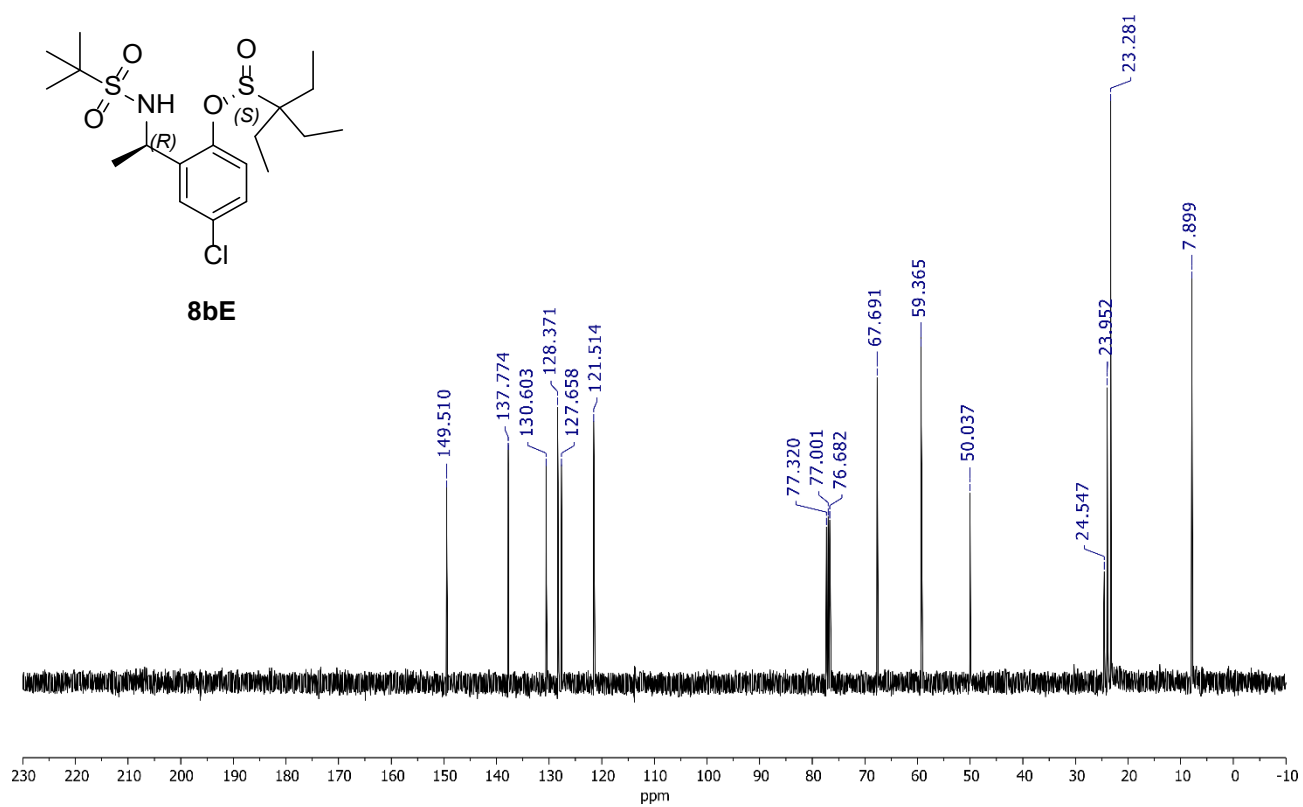
8bE

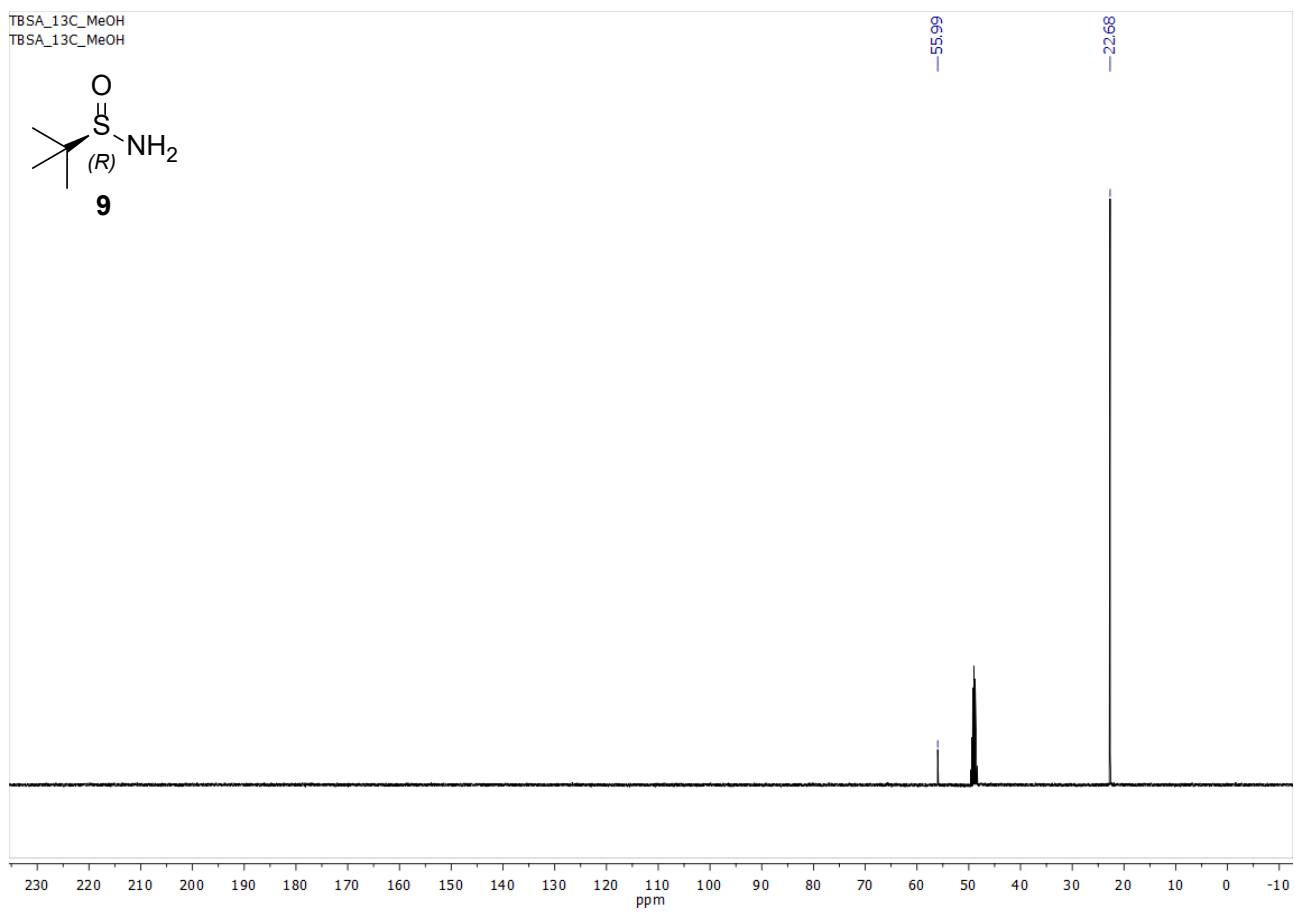
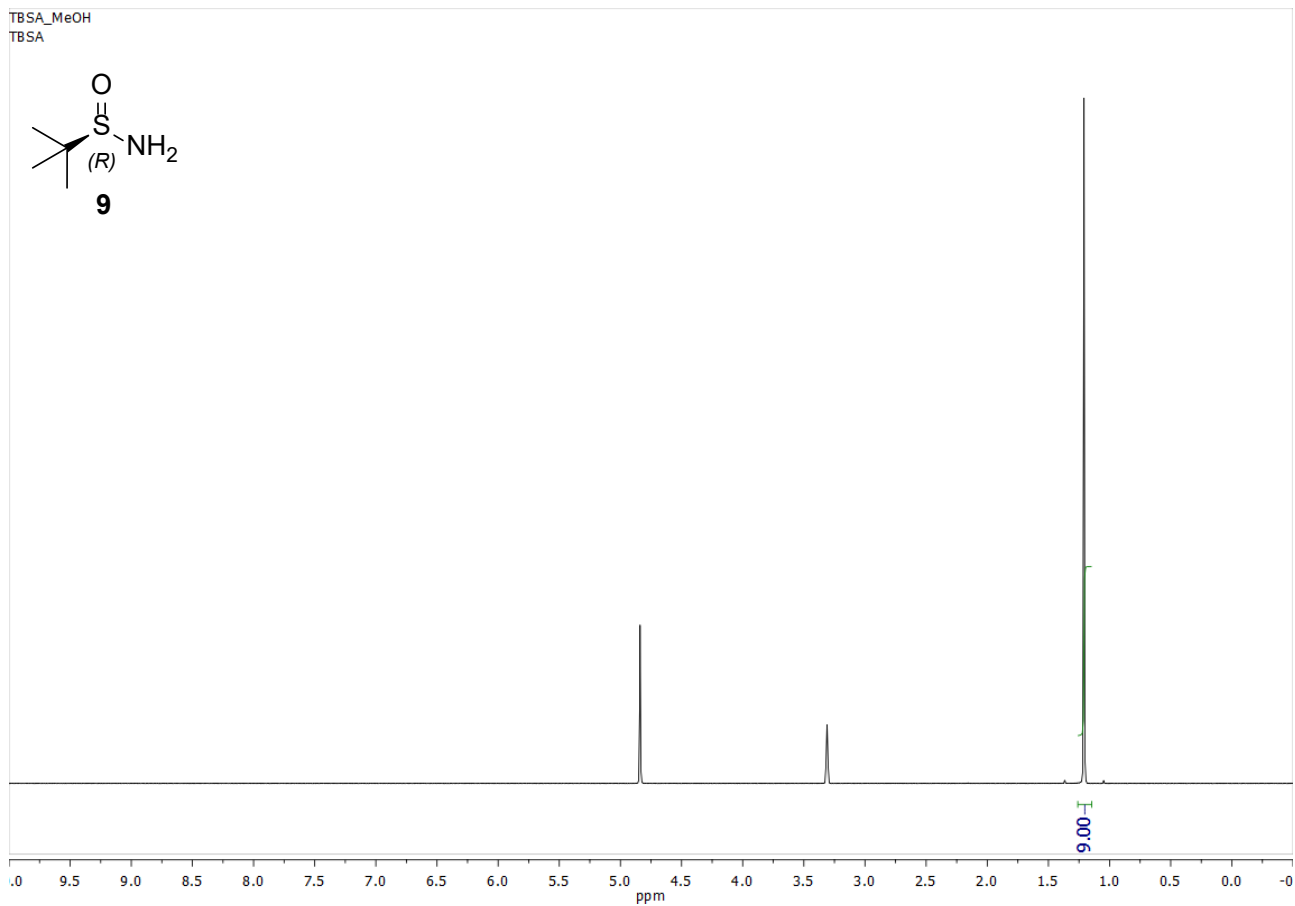


SA241_13C

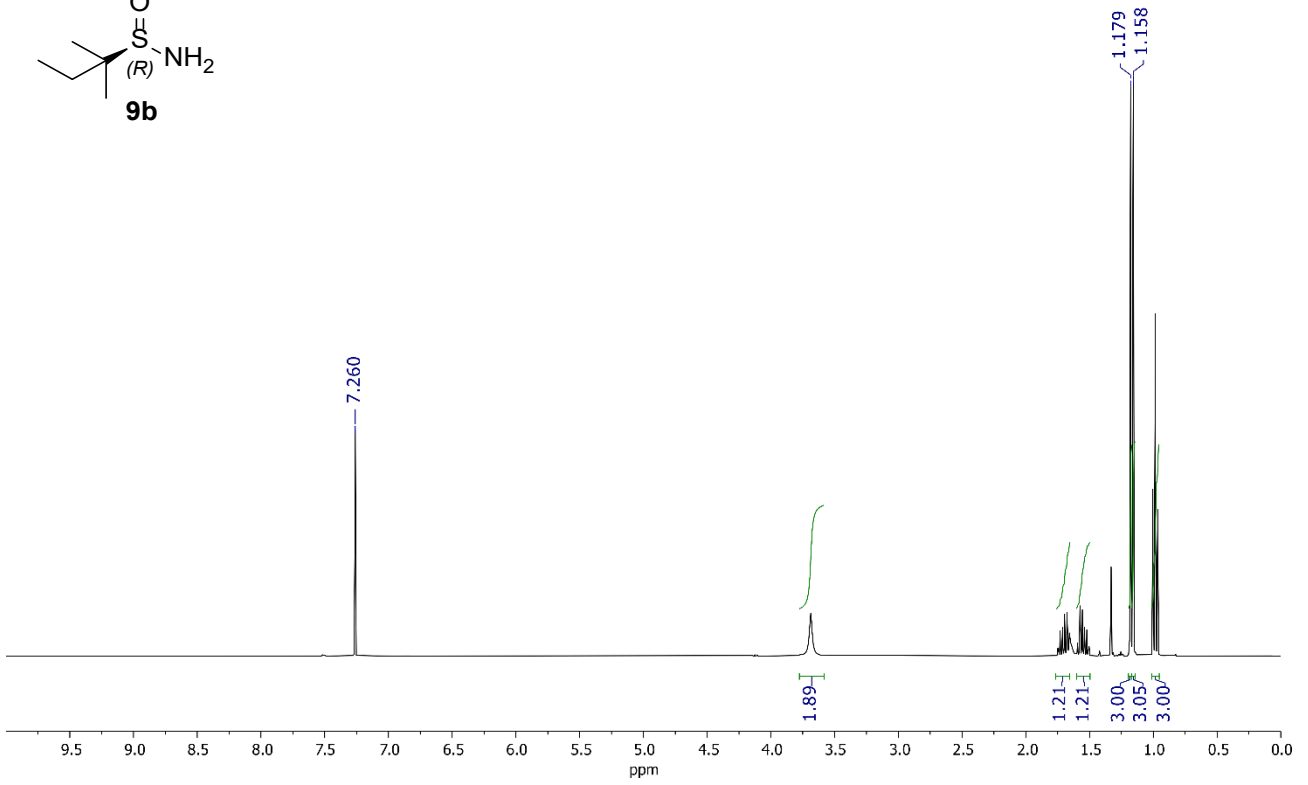
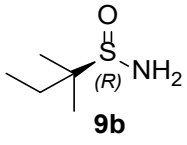


8bE

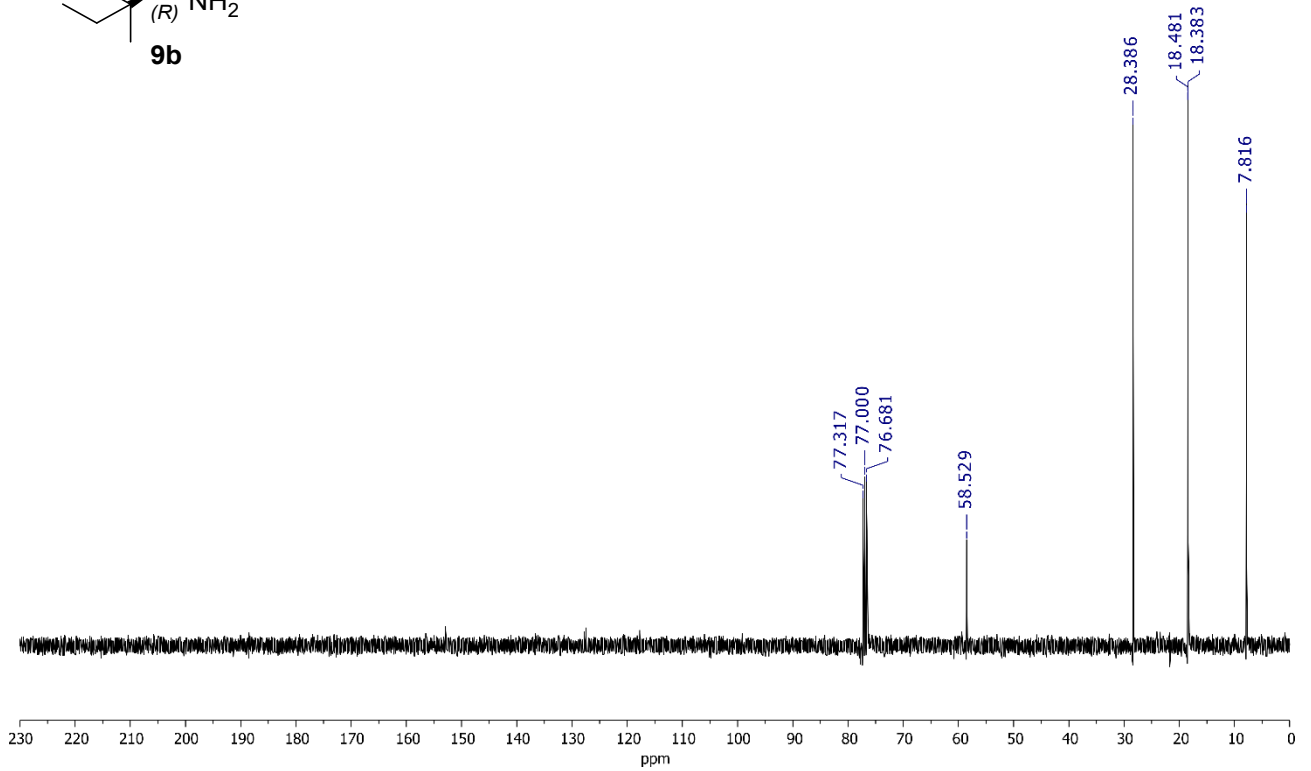
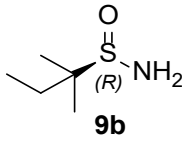




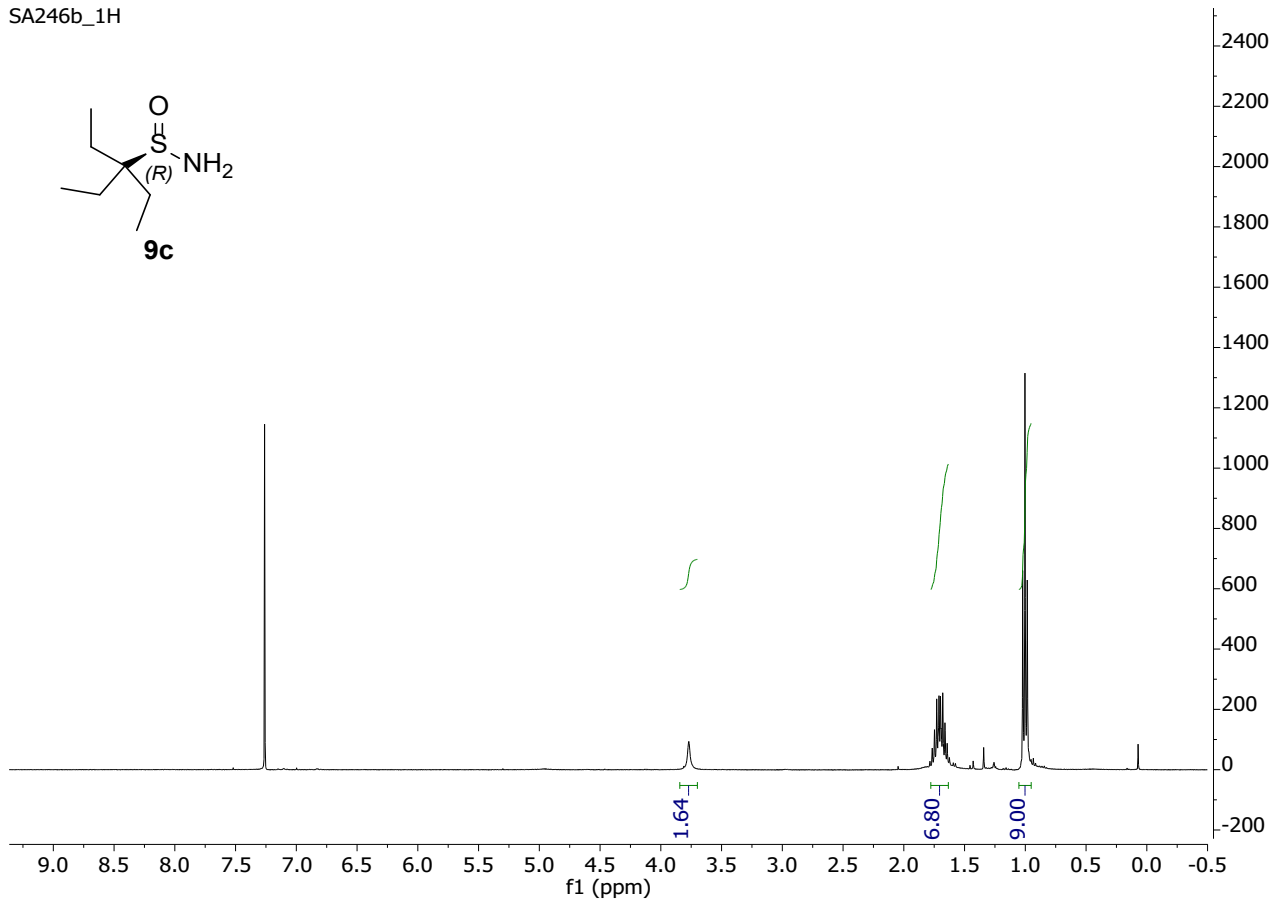
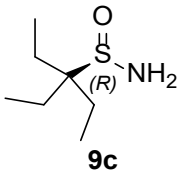
SA247_1H



SA247_13C_2



SA246b_1H



data_s2pul_002

