














This article has been accepted for publication in Monthly Notices of the Royal Astronomical Society ©: 2022 The Authors. Published by Oxford University Press on behalf of the Royal Astronomical Society. All rights reserved.

The Pristine survey – XVII. The C-19 stream is dynamically hot and more extended than previously thought

Zhen Yuan ¹,¹★ Nicolas F. Martin ^{1,2},²★ Rodrigo A. Ibata,¹ Elisabetta Caffau,³ Piercarlo Bonifacio ³,³ Lyudmila I. Mashonkina ⁴, Raphaël Errani,¹ Amandine Doliva-Dolinsky,¹ Else Starkenburg,⁵ Kim A. Venn ⁶, Anke Arentsen ¹, David S. Aguado,⁷ Michele Bellazzini ⁸, Benoit Famaey ¹, Morgan Fouesneau ², Jonay I. González Hernández,^{9,10} Pascale Jablonka,^{3,11} Carmela Lardo ¹², Khyati Malhan,² Julio F. Navarro,⁶ Rubén Sánchez Janssen ¹³, Federico Sestito ⁶, Guillaume F. Thomas,^{9,10} Akshara Viswanathan⁵ and Sara Vitali ¹⁴

¹Université de Strasbourg, CNRS, Observatoire Astronomique de Strasbourg, UMR 7550, F-67000 Strasbourg, France

²Max-Planck-Institut für Astronomie, Königstuhl 17, D-69117 Heidelberg, Germany

³GEPI, Observatoire de Paris, Université PSL, CNRS, 5 Place Jules Janssen, F-92190 Meudon, France

⁴Institute of Astronomy, Russian Academy of Sciences, RU-119017 Moscow, Russia

⁵Kapteyn Astronomical Institute, University of Groningen, Landleven 12, NL-9747 AD Groningen, the Netherlands

⁶Department of Physics and Astronomy, University of Victoria, PO Box 3055, STN CSC, Victoria, BC V8W 3P6, Canada

⁷Dipartimento di Fisica e Astrofisica, Università degli Studi di Firenze, Via G. Sansone 1, I-50019 Sesto Fiorentino, Italy

⁸INAF – Osservatorio di Astrofisica e Scienza dello Spazio, Via Gobetti 93/3, I-40129 Bologna, Italy

⁹Instituto de Astrofísica de Canarias, Via Láctea, E-38205 La Laguna, Tenerife, Spain

¹⁰Departamento de Astrofísica, Universidad de La Laguna, E-38206 La Laguna, Tenerife, Spain

¹¹Laboratoire d'astrophysique, École Polytechnique Fédérale de Lausanne (EPFL), Observatoire, de Sauverny, CH-1290 Versoix, Switzerland

¹²Dipartimento di Fisica e Astronomia, Università degli Studi di Bologna, Via Gobetti 93/2, I-40129 Bologna, Italy

¹³UK Astronomy Technology Centre, Royal Observatory, Blackford Hill, Edinburgh EH9 3HJ, UK

¹⁴Núcleo de Astronomía, Facultad de Ingeniería y Ciencias, Universidad Diego Portales, Ejército 441, Santiago, Chile

Accepted 2022 May 13. Received 2022 April 16; in original form 2022 February 21

ABSTRACT

The C-19 stream is the most metal-poor stellar system ever discovered, with a mean metallicity $[Fe/H] = -3.38 \pm 0.06$. Its low metallicity dispersion ($\sigma_{[Fe/H]} < 0.18$ at the 95 per cent confidence level) and variations in sodium abundances strongly suggest a globular cluster origin. In this work, we use Very Large Telescope (VLT)/UV–Visual Echelle Spectrograph (UVES) spectra of seven C-19 stars to derive more precise velocity measurements for member stars, and to identify two new members with radial velocities and metallicities consistent with the stream's properties. One of these new member stars is located 30° away from the previously identified body of C-19, implying that the stream is significantly more extended than previously known and that more members likely await discovery. In the main part of C-19, we measure a radial velocity dispersion $\sigma_v = 6.2_{-1.4}^{+2.0}$ km s⁻¹ from nine members, and a stream width of $0.56^\circ \pm 0.08^\circ$, equivalent to ~ 158 pc at a heliocentric distance of 18 kpc. These confirm that C-19 is comparatively hotter, dynamically, than other known globular cluster streams and shares the properties of faint dwarf galaxy streams. On the other hand, the variations in the Na abundances of the three newly observed bright member stars, the variations in Mg and Al for two of them, and the normal Ba abundance of the one star where it can be measured provide further evidence for a globular cluster origin. The tension between the dynamical and chemical properties of C-19 suggests that its progenitor experienced a complex birth environment or disruption history.

Key words: Galaxy: halo – structure – kinematics and dynamics – abundances.

1 INTRODUCTION

Combining the *Gaia* Early Data Release 3 (EDR3) with the Pristine survey dedicated to the search for low-metallicity stars (Starkenburg et al. 2017; Gaia Collaboration et al. 2021), we now have a sizable

sample of stars with metallicity below $[Fe/H] = -2$ and accurate astrometric measurements (Lindegren et al. 2021). At the same time, continuous improvements in the search for substructures in the halo of the Milky Way (MW) have revealed a plethora of very metal-poor streams (Wan et al. 2020; Ibata et al. 2021; Li et al. 2022; Martin et al. 2022a). Among them, the C-19 stream is the most metal-poor stream ever discovered. Its extreme metal-poor nature was first revealed by the photometric metallicities of member stars in the Pristine survey, and further confirmed by spectroscopic follow-

* E-mail: zhen.yuan@astro.unistra.fr (ZY); nicolas.martin@astro.unistra.fr (NM)

Table 1. C-19 members with spectroscopic follow-ups.

Name	RA ($^{\circ}$)	Dec. ($^{\circ}$)	G	t_{exp} (s)	v_r (km s^{-1})	[Fe I/H] _{LTE} HR	[Fe II/H] HR	[Fe/H] _{LTE} OSIRIS	Instrument
Pristine_354.77+30.25	354.7701	+30.2509	16.33	2400	-186.7 ± 2.2	-3.21 ± 0.17	-3.42 ± 0.12		GRACES
Pristine_355.27+27.74	355.2755	+27.7483	16.51	4800	-197.3 ± 2.1	-3.15 ± 0.17	-3.42 ± 0.17		GRACES
Pristine_355.13+27.98	355.1327	+27.9819	16.16	7200	-194.4 ± 2.0	-3.30 ± 0.15	-3.45 ± 0.11	-3.32 ± 0.18	OSIRIS and GRACES
Pristine_353.79+21.26	353.7995	+21.2648	17.63	600	-195.2 ± 1.9			-3.41 ± 0.19	OSIRIS and UVES
Pristine_354.63+23.79	354.6358	+23.7941	17.49	600	-193.5 ± 1.6			-3.38 ± 0.20	OSIRIS and UVES
Pristine_355.26+22.96	355.2671	+22.9677	17.60	600	-191.1 ± 2.6			-3.34 ± 0.19	OSIRIS and UVES
Pristine_355.32+27.59	355.3223	+27.5993	14.19	1800	-183.6 ± 0.3	-3.49 ± 0.21	-3.55 ± 0.26	-3.15 ± 0.18	OSIRIS and UVES
Pristine_355.40+24.28	355.4056	+24.2832	17.28	600	-178.8 ± 1.2			-3.39 ± 0.18	OSIRIS and UVES
Pristine_354.96+28.47 ^a	354.9615	+28.4659	14.28	600	-190.6 ± 0.9	-3.48 ± 0.11			UVES
C-19_346.20-10.70 ^a	346.2032	-10.6965	15.89	1800	-133.5 ± 0.4	-3.51 ± 0.19	-3.41 ± 0.18		UVES

Note. [Fe I/H]_{LTE} and [Fe II/H] [unaffected by non-local thermodynamic equilibrium (NLTE) corrections] are determined from both the Gemini/Gemini Remote Access to CFHT ESPaDOnS Spectrograph (GRACES) and VLT/UVES spectra. [Fe/H]_{LTE} is derived for the Gran Telescopio de Canarias (GTC)/Optical System for Imaging and low-Intermediate-Resolution Integrated Spectroscopy (OSIRIS) spectra. Starting from the forth row, seven members with UVES spectra in this work are listed. ^aTwo new confirmed members.

up studies (Martin et al. 2022b). Tight constraints on its unresolved metallicity dispersion and large variations in sodium abundances of its member stars strongly suggest that the C-19 stream is the remnant of a disrupted globular cluster (GC), whose extremely low metallicity is significantly below what measured for the lowest metallicity GCs in the local Universe.

At the same time, the velocity dispersion of the C-19 stream is $\sim 7 \text{ km s}^{-1}$ based on three neighbouring members with observational uncertainty of $\sim 2 \text{ km s}^{-1}$ and a rough estimate of the stream's end-to-end width gives $\sim 600 \text{ pc}$ (Martin et al. 2022b). Judging from these measurements, the C-19 stream is dynamically hotter than most of the known GC streams (see e.g. Li et al. 2022, and references within). In addition, Martin et al. (2022b) estimate the mass of the C-19 progenitor to be $\gtrsim 10^4 M_{\odot}$. This lower limit is based on the assumption that the full extent of the stream has been discovered. However, the possibility remains that C-19 is spatially more extended, although few obvious members (and no bound GC remnant) have so far been identified.

In this work, we confirm the unusually large velocity dispersion of the C-19 stream with accurate radial velocity measurements of confirmed members. We also explore the true extent of the C-19 stream through the discovery of a new member far away from the currently known part of the stream. We describe the target selection and observations in Section 2. We present our results for the newly confirmed members and revised stream properties in Section 3. Finally, we conclude in Section 4.

2 OBSERVATIONS AND SPECTRAL ANALYSIS

The list of all confirmed C-19 stars is provided in Table 1 and includes two new members (Pristine_354.96+28.47 and C-19_346.20-0.70) presented in this work for the first time. Pristine_354.96+28.47 is a bright star ($G = 14.28$) with very low metallicity (as indicated by photometric data from Pristine) and that we were not able to observe previously. We observed this star on 2021 May 18–21 using Very Large Telescope (VLT)/UV-Visual Echelle Spectrograph (UVES) via program 0105.B-0235(A) (PI: Ibata) with an exposure time of 600 s.

In addition, we targeted potential members away from the main body of C-19 by using the STREAMFINDER to search for possible stream stars with a lower significance (7σ instead of 10σ , as defined by STREAMFINDER), located along the C-19 orbit derived in Martin et al. (2022b), and with consistent proper motion measurements.

Limiting the sample to $G < 17.5$ yields two potential member stars, located at $(\alpha, \delta) = (344^{\circ}1263, -17^{\circ}0775)$ and $(346^{\circ}2032, -10^{\circ}6965)$, that we also observed with VLT/UVES on 2021 October 23–24 via program 0108.B-0431(A) (PI: Yuan). These two stars were initially observed with short 600 s exposures and, after confirmation that C-19_346.20-0.70 was a likely member based on its radial velocity, it was reobserved for an additional 1800 s for a total exposure time of 2400 s. The discrepant radial velocity of the other star clearly showed it is not a member of C-19 and it is not mentioned further in this paper.

Finally, we reobserved with VLT/UVES all five confirmed members listed in Martin et al. (2022b) that did not already have high-resolution spectroscopic follow-up and suffered from large radial velocity uncertainties. We observed the brightest of these stars (Pristine 355.32+27.59) for 1800 s and the other four for shorter 600 s exposures. In general, bright stars were observed at higher signal-to-noise ratio (S/N) to allow for chemical abundance determinations.

The set-up of the UVES spectrograph was identical for these two programs, with the DIC2 dichroic beam splitter in the wavelength range '437+760', covering 3730–4990 and 5650–9460 Å. We used the 2×2 pixel binning readout mode and a 1 arcsec slit, yielding a resolution of $R \sim 40\,000$, to increase the efficiency for the fairly short exposures of both programs. The spectra were extracted and wavelength calibrated using the ESOREFLEX pipeline.¹ In Fig. 1, a small portion of the reduced UVES spectra for Pristine_355.13+27.98 and C-19_346.20-0.70 is compared to the spectrum from the previous Gemini Remote Access to CFHT ESPaDOnS Spectrograph (GRACES) observations of Martin et al. (2022b).

Radial velocities of all UVES spectra are measured through their cross-correlation against the spectrum of the radial velocity standard star HD 182572, using the FXCOR algorithm in IRAF.

We derive stellar parameters for all observed stars from *Gaia* EDR3 photometry (Riello, De Angeli & Evans 2021) and the STREAMFINDER distance estimate, as described in Martin et al. (2022b), except for the effective temperature that was determined using theoretical colours rather than the Mucciarelli, Bellazzini & Massari (2021) infrared flux method calibration. These two temperature estimates differ by less than 80 K, well inside the estimated uncertainties of $\sim 100 \text{ K}$. Chemical abundances are derived using the MYGIFOS code (Sbordone et al. 2014), for which we use

¹<https://www.eso.org/sci/software/esoreflex/>

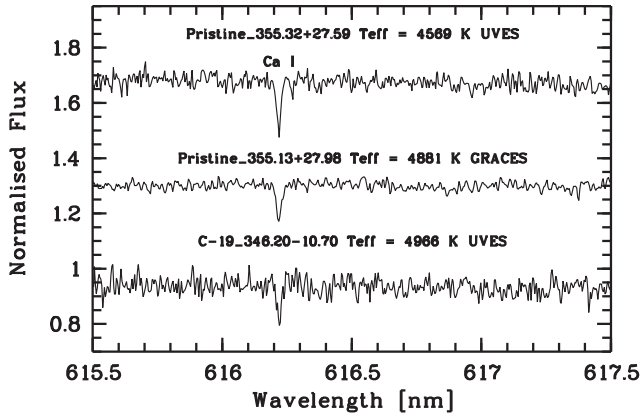


Figure 1. Portion of two of the newly acquired UVES spectra compared to one of the GRACES spectra analysed in Martin et al. (2022b).

a grid of synthetic spectra computed under the assumption of local thermodynamical equilibrium (LTE) with SYNTHE from ATLAS 12 one-dimensional model atmospheres in hydrostatic equilibrium (Kurucz 2005). The atomic data used in computing the grid were taken from Heiter et al. (2021) for molecules we used the data available from the site of R. L. Kurucz² and for CH we used the linelist of Masseron et al. (2014). MYGIFOS provides local fits to pre-identified features that may include several atomic and molecular data. We have successfully used MYGIFOS in other papers of the series (Caffau et al. 2017, 2020; Bonifacio et al. 2019) and, in Starkenburg et al. (2018), we successfully benchmarked it against other chemical analysis procedures. The carbon abundance was instead derived by direct fitting of the *G* band, after computing synthetic spectra with several carbon abundances. We used the CH linelist of Masseron et al. (2014).

We calculate the non-local thermodynamic equilibrium (NLTE) abundance corrections by using the methods developed and tested in our earlier studies for Na I (Alexeeva, Pakhomov & Mashonkina 2014), Mg I (Mashonkina 2013), Al I (Mashonkina, Belyaev & Shi 2016), K I (Neretina et al. 2020), Ca I–II (Mashonkina, Sitnova & Belyaev 2017), Ti I–II (Sitnova, Mashonkina & Ryabchikova 2016), Fe I–II (Mashonkina et al. 2011), Sr II (Mashonkina et al. 2022), and Ba II (Mashonkina & Belyaev 2019). The atom models are comprehensive and implement the most up-to-date atomic data available for atomic energy levels, transition probabilities, photoionization cross-sections, rate coefficients for excitation by collisions with electrons and hydrogen atoms, charge exchange $A + H^-$ processes, and electron-impact ionization. The coupled radiation transfer and statistical equilibrium (SE) equations are solved with the code DETAIL (Butler & Giddings 1985), where the opacity package was revised following Mashonkina et al. (2011). The LTE and NLTE level populations from DETAIL were then used by the code LINEC (Sakhbullin 1983) that computes the NLTE abundance corrections, $\Delta_{\text{NLTE}} = \log \epsilon_{\text{NLTE}} - \log \epsilon_{\text{LTE}}$, for individual spectral lines.

3 RESULTS

3.1 Revised velocities and new members

In Fig. 2, we show the distribution of likely C-19 members filled blue circles on the sky and in velocity space. The black and grey lines correspond to the orbits presented by Martin et al. (2022b) for

C-19, either anchored at the favoured distance of 18 kpc [the average distance of the blue horizontal branch (BHB) members], or based on the distance of individual stars predicted by STREAMFINDER. Members previously confirmed through radial velocities are highlight as open orange circles, and the two new members confirmed in this study are shown as open orange diamonds. All the BHB stars are highlighted as open cyan circles, and three of them are excluded from the candidate list because they are relatively off-track in sky positions or in proper motion space. The radial velocities precisions measured from the UVES spectra are significantly improved for the five members that were only observed at low resolution with the Gran Telescopio de Canarias (GTC)/Optical System for Imaging and low-Intermediate-Resolution Integrated Spectroscopy (OSIRIS) in Martin et al. (2022b), with average uncertainties updated from ~ 15 to $1\text{--}2 \text{ km s}^{-1}$. For the two new members, Pristine_354.96+28.47 is in the main body of the stream, but was not identified before because it was not in the Pristine catalogue used in Martin et al. (2022b).³ In this work, we show that it has a radial velocity that is in very good agreement with those of the other confirmed members. C-19_346.20–10.70 is located $\sim 30^\circ$ away but has a radial velocity that is close to the velocity of the calculated C-19 orbit at this location on the sky. We also show below that it has the same extremely low metallicity as other C-19 members (see below). The anchored orbit is in good agreement with the 5D kinematics of C-19_346.20–10.70, hinting that there could be more potential members spread along this orbit between the main body of C-19 and this new member.

Based on our new UVES spectrum, we revise the metallicity measurement of Pristine_355.32+27.59. We derive $[\text{Fe I}/\text{H}]_{\text{LTE}} = -3.49 \pm 0.21$, $[\text{Fe I}/\text{H}]_{\text{NLTE}} = -3.29 \pm 0.21$, and $[\text{Fe II}/\text{H}] = -3.55 \pm 0.26$, which deviates slightly from but is nevertheless compatible with the previous measurement based on a GTC/OSIRIS spectrum ($[\text{Fe}/\text{H}]_{\text{LTE}} = -3.15 \pm 0.18$; Martin et al. 2022b). This measurement is also in perfect agreement with the previously reported mean metallicity of C-19 ($[\text{Fe}/\text{H}] = -3.38 \pm 0.06$; Martin et al. 2022b). The metallicity of the two new members is also in agreement with this average metallicity: the spectrum of C-19_346.20–10.70 yields $[\text{Fe I}/\text{H}]_{\text{LTE}} = -3.44 \pm 0.16$, $[\text{Fe I}/\text{H}]_{\text{NLTE}} = -3.31 \pm 0.16$, and $[\text{Fe II}/\text{H}] = -3.26 \pm 0.18$, while from the lower S/N spectrum of Pristine_354.96+28.47, we are able to derive $[\text{Fe I}/\text{H}]_{\text{LTE}} = -3.54 \pm 0.11$ and $[\text{Fe I}/\text{H}]_{\text{NLTE}} = -3.28 \pm 0.11$. Based on the radial velocity and metallicity measurements, we are confident these two stars are C-19 members.

Table 1 lists all the metallicity measurements from spectroscopic follow-up studies based on LTE assumptions. Note that $[\text{Fe I}/\text{H}]_{\text{LTE}}$ and $[\text{Fe II}/\text{H}]$ (which is free of the NLTE effects) are inferred from both the Gemini/GRACES and VLT/UVES spectra. $[\text{Fe}/\text{H}]_{\text{LTE}}$ are derived for GTC/OSIRIS spectra.

3.2 Chemical properties

For three of the stars observed with UVES, including the two new members, we determine abundances for other elements besides iron. These are provided in Table 2, together with the adopted atmospheric parameters. $A(X)_\odot$ was used to derive $[X/\text{H}]$. The table provides

³When the spectroscopic observations of Martin et al. (2022b) were designed, the catalogue of Pristine photometric metallicities relied on the Sloan Digital Sky Survey (SDSS) broad-band photometry (see Starkenburg et al. 2017) and this bright star was saturated in the SDSS. It therefore never made it into the sample of candidate extremely metal-poor stars that were likely C-19 members. Since then, we developed a version of the Pristine photometric metallicity catalogue that instead uses *Gaia* broad-band photometry and easily

²<http://kurucz.harvard.edu/molecules.html>

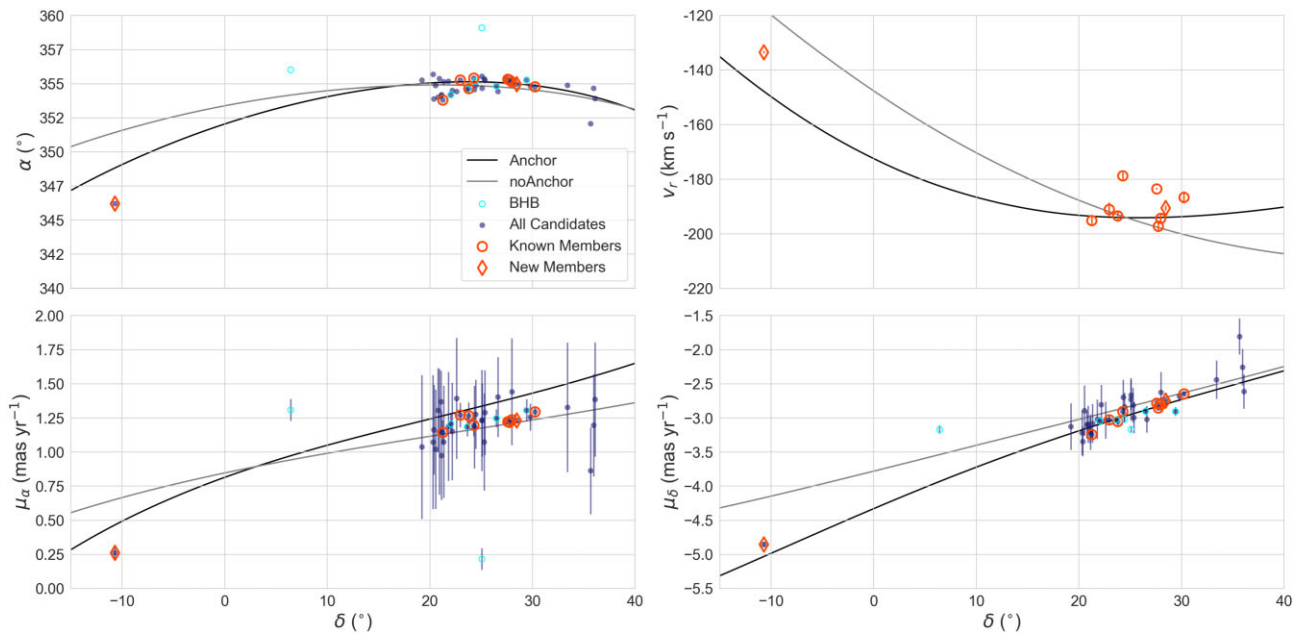


Figure 2. The C-19 stream in 5D phase space. All 38 candidate members in the main body of the C-19 stream from Martin et al. (2022b) are represented by filled blue circles, except for the possible BHB stars that are shown as open cyan circles. The eight known members with updated, accurate velocity measurements are represented by orange circles, and the two new members as orange diamonds. The orbit anchored at 18 kpc (black line) aligns closer to the new member located 30° away from the main body of the stream, compared to the orbit without distance anchoring (grey line).

Table 2. Atmospheric parameters and chemical abundances for three of the targets observed with UVES.

	Pristine_355.32+27.59				Pristine_354.96+28.47				C-19_346.20−10.70				
T_{eff}	4569 K				4446 K				4966 K				
$\log g$	0.95				0.87				2.06				
v_{turb}	2.21				2.19				1.88				
S/N at 600 nm	32				9				10				
Ion	[X/H]	σ	N	NLTE _c ^a	[X/H]	σ	N	NLTE _c ^a	[X/H]	σ	N	NLTE _c ^a	A_{\odot} ^b
[Fe I/H]	−3.49	0.21	34	+0.2	−3.48	0.10	3	+0.2	−3.51	0.19	33	+0.2	7.52
[Fe II/H]	−3.55	0.26	3	0.0					−3.41		1	0.0	7.52
[C/H]	−3.98	0.3	G band						−3.11	0.3	G band		8.50
[Na/H]	−2.76	0.20	2	−0.34	−2.80	0.13	2	−0.31	−3.10		1	−0.34	5.30
[Mg/H]	−2.98	0.13	3	0.0					−2.79	0.01	2	+0.14	7.54
[Al/H]	−3.48	0.16	2	+0.15					−3.87	0.09	2	+0.4	6.47
[K/H]	−2.85		1	−0.09									5.11
[Ca I/H]	−3.08	0.06	4	+0.2					−2.99	0.06	3	+0.09	6.33
[Sc II/H]	−3.50	0.09	2						−3.02		1		3.10
[Ti I/H]	−3.51	0.11	2	+0.4					−2.95	0.14	2	+0.3	4.90
[Ti II/H]	−3.14	0.15	14	+0.05					−2.87	0.23	7	+0.05	4.90
[Mn I/H]	−4.49		1						−4.34		1		5.37
[Co/H]	−3.51	0.17	7						−3.09	0.20	4		4.92
[Ni/H]	−3.86	0.17	3						−3.32	0.27	3		6.23
[Sr/H]	−3.86	0.19	3	+0.07					−3.80	0.01	2	+0.03	2.92
[Y/H]	−4.11		1										2.21
[Ba/H]	−4.28		1	+0.09									2.17

^aThe NLTE corrections, NLTE_c, provided in the table are the average of the NLTE corrections of the lines used for which we could compute the statistical equilibrium.

^bThe solar chemical abundances are taken from Lodders, Palme & Gail (2009) and Caffau et al. (2011).

the line-to-line scatter for elements where more than one line is

revealed Pristine_354.96+28.47 ($G = 14.28$) as an extremely metal-poor candidate and a very likely C-19 member.

measured and the average NLTE corrections for the measured lines of several chemical species (Na I, Mg I, Al I, K I, Ca I, Ti I–II, Fe I–II, Sr II, and Ba II). Fig. 3 also shows two portions of the spectrum of Pristine_355.32+27.59, around the Al I resonance line at 396.1 nm and the Na I D doublet, along with the best LTE fit for those lines.

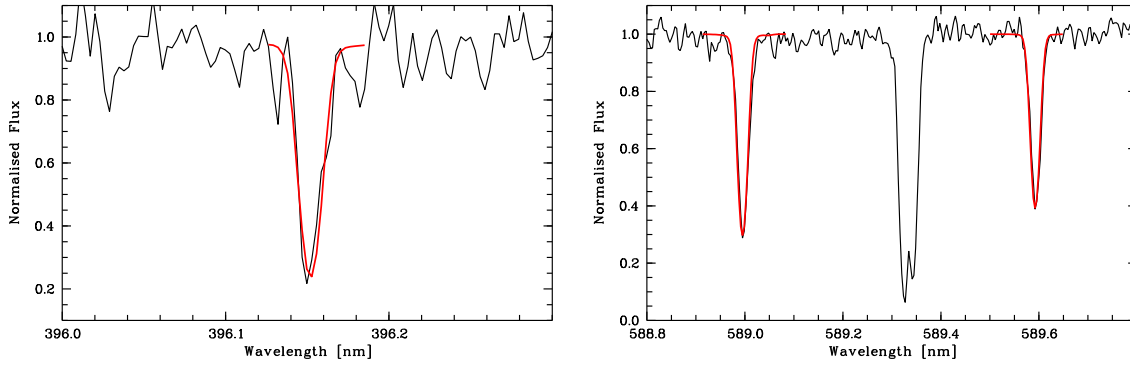


Figure 3. Left-hand panel: the Al I resonance line at 396.1 nm for star Pristine_355.32+27.59, along with the best LTE fit by MYGIFOS (red line). Right-hand panel: the same for the Na I D doublet. The strong absorption between the two stellar Na D lines is the interstellar D2 line.

Both NLTE and LTE chemical abundances of the three newly observed stars strengthen the scenario that the C-19 stream is the remnant of a GC. Two stars have a Na abundance that is 0.3 dex higher than the third one (C-19_346.20–10.70), consistent with the notion that the stars with higher Na are second generation stars (see e.g. Gratton, Sneden & Carretta 2004; Bastian & Lardo 2018, and references therein) and consistent with what was found by Martin et al. (2022b). Pristine_355.32+27.59 has $[Mg/H] = -2.98$, which is, within the uncertainties, consistent with the Mg abundances of the three C-19 stars from Martin et al. (2022b). This means that using different Mg I lines (3832, 4571, and 8806 Å) than Martin et al. (2022b, Mg I 5172, 5183, and 5528 Å) does not lead to systematic abundance shifts. C-19_346.20–10.70 has the highest with $[Mg/H] = -2.65$, which deviates from the Mg abundance in the other stars and hint at a possible intrinsic variation of Mg in the cluster. This star also has the lowest $[Na/H]$ (Fig. 4). Finally, Pristine_355.32+27.59 has a higher Al abundance than C-19_346.20–10.70 and provides further evidence that the material has undergone Mg–Al cycling, besides Ne–Na cycling. The S/N of our spectra is insufficient to derive O abundances, which would be needed to confirm the Na–O anticorrelation that is typically found in GCs.

For Pristine_355.32+27.59 and C-19_346.20–10.70 we were able to measure the carbon abundances from the *G* band as shown in Fig. 5. Pristine_355.32+27.59 shows a depleted carbon abundance, as expected for a star of this luminosity that has mixed material processed through the CNO cycle. We expect nitrogen to be enhanced in this star. C-19_346.20–10.70 has a slightly enhanced C abundance ($[C/Fe II] = +0.3$), as often observed in field stars of this metallicity (see e.g. Spite et al. 2005).

3.3 Dynamical properties

We derive the velocity dispersion of the main part of the C-19 stream from all stars with accurate radial velocities obtained from GRACES and Utrecht echelle spectrograph (UES) high-resolution spectra. Since the radial velocity of the favoured anchored C-19 orbit does not vary significantly with declination δ in the main part of the stream (see upper right-hand panel of Fig. 2), we infer the mean radial velocity offset from the orbit and the corresponding velocity dispersion by assuming that the distribution of $\Delta v_r(\delta) = v_r - v_{r,orbit}(\delta)$, where $v_{r,orbit}(\delta)$ is the radial velocity of the anchored orbit for declination δ , follows a Gaussian distribution around the orbit. From the nine stars located in the main body of C-19, we use the formalism of Martin et al. (2018) to infer the mean offset of the sample of velocities from the orbit, $\Delta v_r = 4.0^{+2.1}_{-2.3} \text{ km s}^{-1}$, and its dispersion, $\sigma_v = 6.2^{+2.0}_{-1.4} \text{ km s}^{-1}$. The resulting probability distribution functions

(PDFs) for those two parameters are shown in Fig. 6. We also derive the average orbital plane of C-19 from these stars, yielding 87° with respect to the Galactic plane.

To constrain the width of the stream, we apply the same approach to the 38 candidate members in the main body of the stream that are shown as blue circles in Fig. 2. We infer a Gaussian stream width of $0:56 \pm 0:08$, which translates to ~ 159 pc with the assumed anchoring distance of 18 kpc.

Both the velocity dispersion of the stream and its width show that the C-19 stream is dynamically hotter than most of the GC streams. These all have velocity dispersions smaller than 5 km s^{-1} , often significantly so (see e.g. Li et al. 2022, and references within). For example, the GD-1 stream has a velocity dispersion $\sigma_v = 2.1 \pm 0.3 \text{ km s}^{-1}$ (Gialluca, Naidu & Bonaca 2021), and approximate stream width of $0:5$, or ~ 100 pc at 10 kpc (Koposov, Rix & Hogg 2010; Malhan, Ibata & Martin 2018). Similarly, the Palomar five tidal stream has $\sigma_v = 3.2 \text{ km s}^{-1}$ (Ishigaki et al. 2016). While the chemical abundances of C-19 stars indicate that its progenitor was a GC, a companion study shows that the combined large width and velocity dispersion prove difficult to reconcile with the disruption of a simple GC (Errani, Navarro & Ibata 2022). Having the C-19 progenitor GC be processed in its own dark matter subhalo before it is accreted on to the MW could alleviate this tension. Various numerical studies suggest that the width and velocity dispersion of GC streams that have been pre-processed in a dark matter subhalo are larger than those of GCs without hosts (Peñarrubia et al. 2017; Carlberg 2018, 2020; Malhan, Valluri & Freese 2021; Carlberg & Keating 2022; Errani et al. 2022). Such configuration can delay the stream formation and could explain why C-19 is still coherent today (Vital & Boldrini 2021). Alternatively, tidal heating from dark matter subhaloes (see e.g. Ibata et al. 2002; Johnston, Spergel & Haydn 2002; Peñarrubia 2019) or giant molecular clouds (see e.g. Amorisco et al. 2016) might increase the width and dispersion of the stream. For example, the ATLAS–Aliqa Uma stream has an exceptionally large velocity dispersion of $\sim 6 \text{ km s}^{-1}$ around the discontinuity region of the stream (its ‘kink’ feature), which is considered as the sign of perturbations (Li et al. 2021). Since the velocity dispersion of a stream reflects the properties of its progenitor, as well as the encounters along its disruption history, it is difficult to directly use it as an indicator of the stream’s origin.

The newly confirmed member, C-19_346.20–10.70, located more than 30° away from the main body of C-19, implies that additional C-19 members could be found along the stream’s orbit. It ensures that the mass estimate of C-19 calculated by Martin et al. (2022b, $\gtrsim 0.8 \times 10^4 M_\odot$) is indeed a lower limit to the total mass of its progenitor. However, as pointed out in that study, the progenitor is unlikely

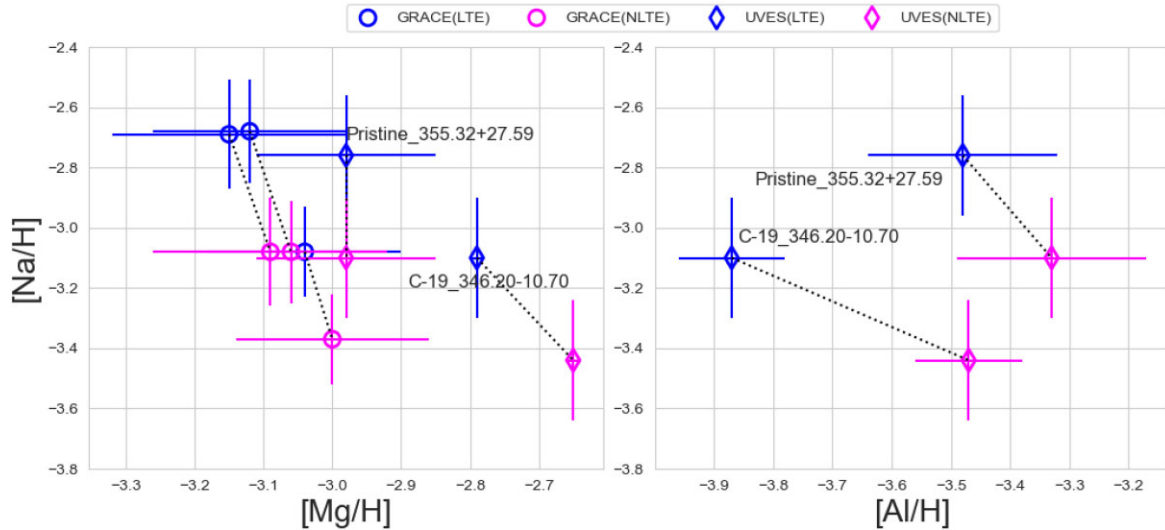


Figure 4. Distribution of [Na/H], [Mg/H], and [Al/H] for the C-19 stream stars investigated in this study (diamonds) and by Martin et al. (2022b, circles). The NLTE and LTE data are represented by the magenta and blue colour, respectively, and linked for the same star. The stars show variations in the three elements, whether one considers LTE or NLTE measurements.

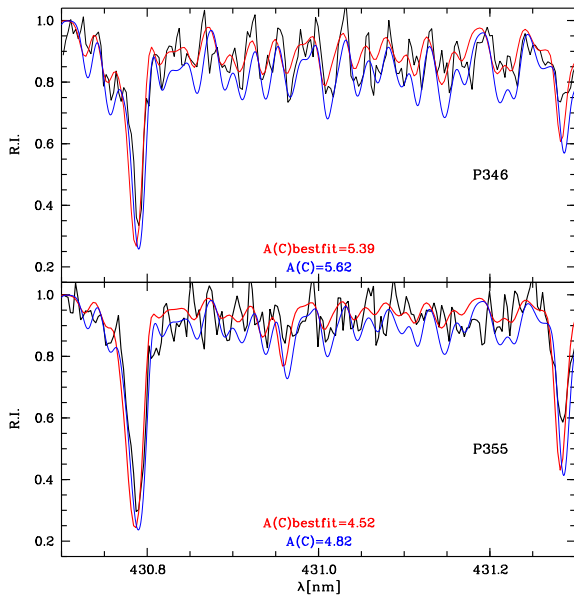


Figure 5. Portion of the *G* band spectrum for Pristine_355.32+27.59 and C-19_346.20–10.70 together with the best-fitting spectrum and a spectrum with A(C) 0.3 dex lower, i.e. 1σ lower.

to be much more massive than $10^4 M_{\odot}$, given the upper limit of $10^{4.65} M_{\odot}$ suggested by the galaxy mass–metallicity relation from zoom-in cosmological simulations (Ma et al. 2016; Kruijssen 2019).

4 CONCLUSIONS

In this work, we have derived accurate radial velocities for seven stars that belong to the extremely metal-poor C-19 stream and have measured detailed chemical abundances for three of them, using VLT/UVES spectra. Based on these results, we confirm two new C-19 members, one of which is located more than 30° away from the previously discovered main body of the stream. The three members with derived chemical abundances all have

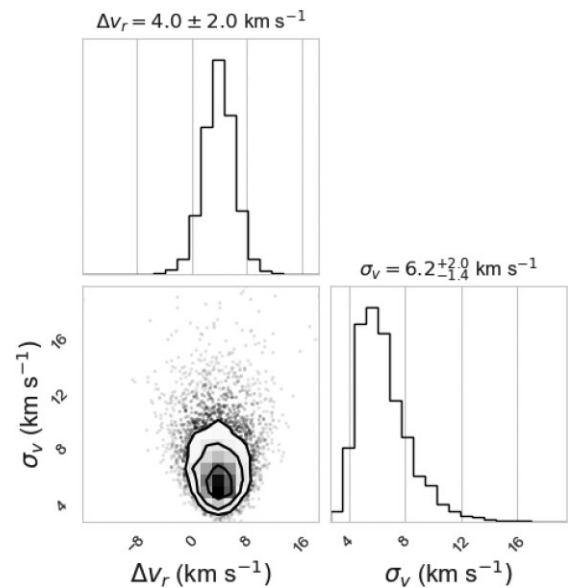


Figure 6. Probability distribution functions (PDFs) of the radial velocity offset from the favoured orbit (Δv_r) and the radial velocity dispersion (σ_v), inferred from the sample of nine member stars in the main body of C-19 of the sample. The bottom left-hand panel shows the two-dimensional PDF, taken directly from the Markov chain Monte Carlo chain and the other two panels display the marginalized one-dimensional PDFs for the two parameters.

extremely low metallicities, in good agreement with the average metallicity of C-19 ($[\text{Fe}/\text{H}] = -3.38 \pm 0.06$). They also exhibit variations in Na abundance that are larger than 0.3 dex, and show the anticorrelation between Na and Mg and Al that is often found in GCs, further supporting the idea that the C-19 progenitor was a GC.

Based on the nine members with accurate radial velocities in the main body of the stream, we determine an intrinsic velocity dispersion of $6.2^{+2.0}_{-1.4} \text{ km s}^{-1}$ consistent with the previous estimate of $\sim 7 \text{ km s}^{-1}$ based on only three member stars (Martin et al. 2022b). The velocity dispersion of C-19 is larger than that of other GC

streams with accurate measurements. Besides, the stream width of ~ 158 pc is also on the large side of the currently observed range (see e.g. Li et al. 2022). These refined properties of C-19 are used in a companion study by Errani et al. (2022) to show that the simple tidal disruption of a GC on the C-19 orbit cannot naturally reproduce the stream. This tension could be alleviated if the C-19 progenitor GC was pre-processed in its own dark matter halo or was heated when orbiting around the MW, either from disc shocking, or via the nearby passage of dark matter subhaloes or giant molecular clouds.

ACKNOWLEDGEMENTS

ZY, NFM, and RAI acknowledge funding from the Agence Nationale de la Recherche (ANR project ANR-18-CE31-0017). ZY, NFM, RAI, RE, AA, and BF acknowledge funding from the European Research Council (ERC) under the European Unions Horizon 2020 Framework Programme (grant agreement no. 834148). ES acknowledges funding through VIDI grant ‘Pushing Galactic Archaeology to its limits’ (with project number VI.Vidi.193.093) that is funded by the Dutch Research Council (NWO). KAV is grateful for funding through the Natural Sciences and Engineering Research Council of Canada Discovery Grants and CREATE programs. DSA acknowledges support from the ERC Starting Grant NEFERTITI H2020/808240. JIGH acknowledges financial support from the Spanish Ministry of Science and Innovation (MICINN) project PID2020-117493GB-I00.

We gratefully acknowledge the High Performance Computing Center of the Université de Strasbourg for a very generous time allocation and for their support over the development of this project.

This work has made use of data from the European Space Agency (ESA) mission *Gaia* (<https://www.cosmos.esa.int/gaia>), processed by the *Gaia* Data Processing and Analysis Consortium (DPAC, <https://www.cosmos.esa.int/web/gaia/dpac/consortium>). Funding for the DPAC has been provided by national institutions, in particular the institutions participating in the *Gaia* Multilateral Agreement.

This study is based on observations collected at the European Southern Observatory under ESO programmes 0105.B-0235(A) and 0108.B-0431(A).

Software used: STREAMFINDER (Malhan & Ibata 2018), CORNERPLOT (Foreman-Mackey 2016), ASTROPY (Astropy Collaboration et al. 2018), GALPY (Bovy 2015), IRAF (Tody 1986, 1993), NUMPY (van der Walt, Colbert & Varoquaux 2011), SCIPY (Jones et al. 2001), MATPLOTLIB (Hunter 2007), SEABORN (Waskom et al. 2016), and ULTRANEST⁴ (Buchner 2021).

DATA AVAILABILITY

The C-19 member list is published via <https://doi.org/10.5281/zenodo.6597815>.

REFERENCES

- Alexeeva S., Pakhomov Y., Mashonkina L., 2014, *Astron. Lett.*, 40, 406
 Amorisco N. C., Gómez F. A., Vegetti S., White S. D. M., 2016, *MNRAS*, 463, L17
 Astropy Collaboration et al., 2018, *AJ*, 156, 123
 Bastian N., Lardo C., 2018, *ARA&A*, 56, 83
 Bonifacio P. et al., 2019, *MNRAS*, 487, 3797
 Bovy J., 2015, *ApJS*, 216, 29
 Buchner J., 2021, *J. Open Source Softw.*, 6, 3001

- Butler K., Giddings J., 1985, Newsletter on the Analysis of Astronomical Spectra, No. 9. University of London, London
 Caffau E. et al., 2017, *Astron. Nachr.*, 338, 686
 Caffau E. et al., 2020, *MNRAS*, 493, 4677
 Caffau E., Ludwig H. G., Steffen M., Freytag B., Bonifacio P., 2011, *Sol. Phys.*, 268, 255
 Carlberg R. G., 2018, *ApJ*, 861, 69
 Carlberg R. G., 2020, *ApJ*, 889, 107
 Carlberg R. G., Keating L. C., 2022, *ApJ*, 924, 77
 Errani R., Navarro J., Ibata R., 2022, *MNRAS*, preprint ([arXiv:2203.02513](https://arxiv.org/abs/2203.02513))
 Foreman-Mackey D., 2016, *J. Open Source Softw.*, 1, 24
 Gaia Collaboration et al., 2021, *A&A*, 649, A1
 Gialluca M. T., Naidu R. P., Bonaca A., 2021, *ApJ*, 911, L32
 Gratton R., Sneden C., Carretta E., 2004, *ARA&A*, 42, 385
 Heiter U. et al., 2021, *A&A*, 645, A106
 Hunter J. D., 2007, *Comput. Sci. Eng.*, 9, 90
 Ibata R. A., Lewis G. F., Irwin M. J., Quinn T., 2002, *MNRAS*, 332, 915
 Ibata R. et al., 2021, *ApJ*, 914, 123
 Ishigaki M. N., Hwang N., Chiba M., Aoki W., 2016, *ApJ*, 823, 157
 Johnston K. V., Spergel D. N., Haydn C., 2002, *ApJ*, 570, 656
 Jones E. et al., 2001, SciPy: Open Source Scientific Tools for Python (<http://www.scipy.org/>)
 Koposov S. E., Rix H.-W., Hogg D. W., 2010, *ApJ*, 712, 260
 Kruijssen J. M. D., 2019, *MNRAS*, 486, L20
 Kurucz R. L., 2005, *Mem. Soc. Astron. Ital. Suppl.*, 8, 14
 Li T. S. et al., 2021, *ApJ*, 911, 149
 Li T. S. et al., 2022, *ApJ*, 928, 30
 Lindegren L., Klioner S. A., Hernández J., Bombrun A., Ramos-Lerate M., Steidelmüller H., 2021, *A&A*, 649, A2
 Lodders K., Palme H., Gail H.-P., 2009, in Trümper J. E., ed., *Landolt-Börnstein - Group VI Astronomy and Astrophysics Vol. 4B, Solar System*. Springer-Verlag, Berlin, p. 712
 Ma X., Hopkins P. F., Faucher-Giguère C.-A., Zolman N., Muratov A. L., Kereš D., Quataert E., 2016, *MNRAS*, 456, 2140
 Malhan K., Ibata R. A., 2018, *MNRAS*, 477, 4063
 Malhan K., Ibata R. A., Martin N. F., 2018, *MNRAS*, 481, 3442
 Malhan K., Valluri M., Freese K., 2021, *MNRAS*, 501, 179
 Martin N. F. et al., 2022a, preprint ([arXiv:2201.01310](https://arxiv.org/abs/2201.01310))
 Martin N. F. et al., 2022b, *Nature*, 601, 45
 Martin N. F., Collins M. L. M., Longeard N., Tollerud E., 2018, *ApJ*, 859, L5
 Mashonkina L. I., Belyaev A. K., 2019, *Astron. Lett.*, 45, 341
 Mashonkina L., 2013, *A&A*, 550, A28
 Mashonkina L., Belyaev A. K., Shi J.-R., 2016, *Astron. Lett.*, 42, 366
 Mashonkina L., Gehren T., Shi J.-R., Korn A. J., Grupp F., 2011, *A&A*, 528, A87
 Mashonkina L., Pakhomov Y. V., Sitnova T., Jablonka P., Yakovleva S. A., Belyaev A. K., 2022, *MNRAS*, 509, 3626
 Mashonkina L., Sitnova T., Belyaev A. K., 2017, *A&A*, 605, A53
 Masseron T. et al., 2014, *A&A*, 571, A47
 Mucciarelli A., Bellazzini M., Massari D., 2021, *A&A*, 653, A90
 Neretina M. D., Mashonkina L. I., Sitnova T. M., Yakovleva S. A., Belyaev A. K., 2020, *Astron. Lett.*, 46, 621
 Peñarrubia J., 2019, *MNRAS*, 484, 5409
 Peñarrubia J., Varri A. L., Breen P. G., Ferguson A. M. N., Sánchez-Janssen R., 2017, *MNRAS*, 471, L31
 Riello M., De Angeli F., Evans D. W., 2021, *A&A*, 649, A3
 Sakhbullin N. A., 1983, *Trudy Kazanskaia Gorodkoj Astron. Obser.*, 48, 9
 Sbordone L., Caffau E., Bonifacio P., Duffau S., 2014, *A&A*, 564, A109
 Sitnova T. M., Mashonkina L. I., Ryabchikova T. A., 2016, *MNRAS*, 461, 1000
 Spite M. et al., 2005, *A&A*, 430, 655
 Starkenburg E. et al., 2017, *MNRAS*, 471, 2587
 Starkenburg E. et al., 2018, *MNRAS*, 481, 3838
 Tody D., 1986, in Crawford D. L., ed., *Proc. SPIE Vol. 627, Instrumentation in Astronomy VI*. SPIE, Bellingham, WA, p. 733
 Tody D., 1993, in Hanisch R. J., Brissenden R. J. V., Barnes J., eds, *ASP Conf. Ser. Vol. 52, Astronomical Data Analysis Software and Systems II*. Astron. Soc. Pac., San Francisco, p. 173

⁴<https://johannesbuchner.github.io/UltraNest/>

van der Walt S., Colbert S. C., Varoquaux G., 2011, *Comput. Sci. Eng.*, 13, 22
Vital E., Boldrini P., 2021, preprint ([arXiv:2112.01265](https://arxiv.org/abs/2112.01265))
Wan Z. et al., 2020, *Nature*, 583, 768
Waskom M. et al., 2016, seaborn: v0.7.0 (January 2016) (v0.7.0). Zenodo (<https://doi.org/10.5281/zenodo.45133>)

Yuan Z., 2022, The C-19 Stream: Gaia EDR3 Member list <https://doi.org/10.5281/zenodo.6597815>

This paper has been typeset from a $\text{\TeX}/\text{\LaTeX}$ file prepared by the author.