



ALMA MATER STUDIORUM
UNIVERSITÀ DI BOLOGNA

ARCHIVIO ISTITUZIONALE
DELLA RICERCA

Alma Mater Studiorum Università di Bologna Archivio istituzionale della ricerca

Accumulation of As, Cd, Pb, and Zn in sediment, chironomids and fish from a high-mountain lake: First insights from the Carnic Alps

This is the final peer-reviewed author's accepted manuscript (postprint) of the following publication:

Published Version:

Accumulation of As, Cd, Pb, and Zn in sediment, chironomids and fish from a high-mountain lake: First insights from the Carnic Alps / Pastorino, Paolo; Prearo, Marino; Bertoli, Marco; Abete, Maria Cesarina; Dondo, Alessandro; Salvi, Gianguido; Zaccaroni, Annalisa; Elia, Antonia Concetta; Pizzul, Elisabetta. - In: SCIENCE OF THE TOTAL ENVIRONMENT. - ISSN 0048-9697. - ELETTRONICO. - 729:(2020), pp. 139007.1-139007.28. [10.1016/j.scitotenv.2020.139007]

Availability:

This version is available at: <https://hdl.handle.net/11585/758227> since: 2020-05-08

Published:

DOI: <http://doi.org/10.1016/j.scitotenv.2020.139007>

Terms of use:

Some rights reserved. The terms and conditions for the reuse of this version of the manuscript are specified in the publishing policy. For all terms of use and more information see the publisher's website.

This item was downloaded from IRIS Università di Bologna (<https://cris.unibo.it/>).
When citing, please refer to the published version.

(Article begins on next page)

Journal Pre-proof

Accumulation of As, Cd, Pb, and Zn in sediment, chironomids and fish from a high-mountain lake: First insights from the Carnic Alps

Paolo Pastorino, Marino Prearo, Marco Bertoli, Maria Cesarina Abete, Alessandro Dondo, Gianguido Salvi, Annalisa Zaccaroni, Antonia Concetta Elia, Elisabetta Pizzul



PII: S0048-9697(20)32524-9

DOI: <https://doi.org/10.1016/j.scitotenv.2020.139007>

Reference: STOTEN 139007

To appear in: *Science of the Total Environment*

Received date: 26 February 2020

Revised date: 18 April 2020

Accepted date: 24 April 2020

Please cite this article as: P. Pastorino, M. Prearo, M. Bertoli, et al., Accumulation of As, Cd, Pb, and Zn in sediment, chironomids and fish from a high-mountain lake: First insights from the Carnic Alps, *Science of the Total Environment* (2018), <https://doi.org/10.1016/j.scitotenv.2020.139007>

This is a PDF file of an article that has undergone enhancements after acceptance, such as the addition of a cover page and metadata, and formatting for readability, but it is not yet the definitive version of record. This version will undergo additional copyediting, typesetting and review before it is published in its final form, but we are providing this version to give early visibility of the article. Please note that, during the production process, errors may be discovered which could affect the content, and all legal disclaimers that apply to the journal pertain.

© 2018 Published by Elsevier.

Accumulation of As, Cd, Pb, and Zn in sediment, chironomids and fish from a high-mountain lake: first insights from the Carnic Alps

Paolo Pastorino^{a,b,*}, Marino Prearo^a, Marco Bertoli^b, Maria Cesarina Abete^a, Alessandro Dondo^a, Gianguido Salvi^c, Annalisa Zaccaroni^d, Antonia Concetta Elia^e, Elisabetta Pizzul^b

^a The Veterinary Medical Research Institute for Piemonte, Liguria and Valle d'Aosta, via Bologna 148, 10154 Torino, Italy

^b Department of Life Sciences, University of Trieste, via Giorgieri 10, 34127 Trieste, Italy

^c Department of Mathematics and Geosciences, University of Trieste, via Weiss 2, 34127 Trieste, Italy

^d Department of Veterinary Medical Science, University of Bologna, viale Vespucci 2, 47042 Cesenatico (FC), Italy

^e Department of Chemistry, Biology and Biotechnology, University of Perugia, via Elce di Sotto 8, 06123 Perugia, Italy

*Corresponding author: Paolo Pastorino, e-mail address: paolo.pastorino@izsto.it (P. Pastorino)

Abstract

Though mountain lakes are generally much less influenced by human activities than other habitats, anthropogenic threats can still alter their natural condition. A major source of global environmental pollution in mountain ecosystems is trace element contamination. For this study we investigated for the first time the accumulation of As, Cd, Pb, and Zn in sediment, Diptera Chironomidae (prey), and bullhead *Cottus gobio* (predator) in a typical high-mountain lake (Dimon Lake) in the Carnic Alps. Significant differences in trace element levels were observed between sediment, Diptera Chironomidae, and *C. gobio* liver and muscle samples (Kruskal-Wallis test; $p < 0.03$ for all elements). As and Pb levels were highest in sediment, Cd and Zn levels were highest in Diptera

Chironomidae, and the lowest values for all elements were measured in *C. gobio* muscle and liver. Bioaccumulation factor values were much higher in Diptera Chironomidae than fish muscle and liver, with the highest values recorded for Cd (5.16) and Zn (4.37). Trophic transfer factor values were very low for all elements in fish muscle and liver, suggesting a biodilution effect along the food chain. Further studies are needed to expand on these first findings that provide useful insights to inform environmental monitoring and policy in remote high-mountain lakes.

Keywords: bioaccumulation factor, *Cottus gobio*, Diptera Chironomidae, sediment, trace element, trophic transfer factor

1. Introduction

High-mountain lakes are among the most remote aquatic environments in Europe (Catalan et al., 2006). As such, they provide a natural laboratory for ecological assessment, since their food webs are relatively simple in structural network compared to lowland lakes (Sánchez-Hernández et al., 2015). Although remote, their small size and high turnover of surface waters render mountain catchments extremely receptive and vulnerable to anthropogenic impact (Pastorino et al., 2019a). Since the 1980s, they have been affected by global anthropogenic impacts and have become a receptor for medium-range atmospheric transported (MRAT) organic and inorganic contaminants (Ferrario et al., 2017; Pastorino et al., 2020a). In the European Alps, altitudinal transport can occur over relatively short distances from sources of pollution in the industrialized areas of Germany, Switzerland, Austria, and northern Italy (Poma et al., 2017).

Aquatic ecosystems host well-adapted species and are a reservoir for organic and inorganic contaminants (Fleeger et al., 2003). Trace elements contamination is a major problem due to the persistence and accumulation of metals in the biotic and abiotic components of aquatic ecosystems (Purves, 2012; Esposito et al., 2018). Trace elements enter the aquatic environment from a variety of sources. Although most occur naturally through biogeochemical cycles, rapid industrialization

has accelerated their dispersion in the environment through human activities, especially the combustion of fossil fuels (Förstner and Wittmann, 1981; Borrell et al., 2016). Furthermore, trace elements attached to fine aerosols can be transported hundreds of kilometers away from the original source, washed out into the aquatic ecosystems during precipitation events, and contaminate the water column and the sediment (Pan and Wang, 2015). Trace element levels have increased in remote areas as a result of atmospheric deposition, solubilization, and mobilization of sediments which form the major sink for environmental contaminants (Karadede-Akin and Ünlü, 2007) that aquatic organisms can take up (Priju and Narayana, 2007). High-mountain lakes are therefore excellent indicators of air pollution because they are not usually subject to other forms of disturbance (e.g., land-use) (Tornimbeni and Rogora, 2012).

Moreover, due to climatic and geographical factors, high-mountain lakes may be more vulnerable to contamination than lowland lakes (Mosello et al., 2002; Catalan et al., 2009; Rogora et al., 2013). Research in European mountain areas has focused on organic pollutants in abiotic compartments (Vilanova et al., 2001), however, limited information is available concerning trace element bioaccumulation in aquatic organisms (Köck et al., 1996; Yang et al., 2007; Pastorino et al., 2019a, 2020a). Far more is known about other ecosystems, especially the accumulation of trace elements by fish (Wagner and Boman, 2003; Elia et al., 2010; Squadrone et al., 2013, 2016) and macrobenthic invertebrates (Goodyear and McNeill, 1999; Santoro et al., 2009; Pastorino et al., 2019b) in freshwater ecosystems. In addition, trace elements trapped in sediments can enter the food web through organisms taken as part of the diet, e.g., fish that prey on benthic organisms (Alhashemi et al., 2012; Zulkifli et al., 2016; Palacios-Torres et al., 2020).

Fish are at the top of the trophic chain and can accumulate large amounts of certain trace elements (Squadrone et al., 2013; Avigliano et al., 2019). The accumulation patterns of contaminants in fish and other aquatic organisms are driven by uptake and elimination rates (Güven et al., 1999). Trace elements and their compounds are taken up differentially by organs because of the affinity between them and are found at different concentrations in various organs of the body (Bervoets et al., 2001).

Fish assimilate trace elements via several routes: ingestion of particulate material suspended in water, ingestion of food, ion-exchange of dissolved metals across lipophilic membranes (e.g., the gills, and adsorption via tissue and membrane surfaces). Their distribution in tissues depends on dietary or aqueous exposure or a sum of the two (Jeziarska and Witeska, 2006; Hauser-Davis et al., 2012; Pouil et al., 2018). However, in high-mountain lakes the concentrations of heavy metals in water are often not detectable. For example, Tornimbeni and Rogora (2012) showed how Pb and Cd concentration values in water from 32 Alpine lakes were often below the detection limits of the method (0.08 and 0.01 $\mu\text{g L}^{-1}$, respectively). Thus, waterborne metals uptake can be considered negligible in these environments, especially in alkaline water where metals accumulate in sediments (Pobi et al., 2019).

Though fish muscle is not a target tissue for accumulation during acute exposure, it is a good indicator of chronic exposure (Has-Schön et al., 2006; Taweel et al., 2012). When contaminants exceed all biological defense barriers, trace elements begin to accumulate in muscle tissue (Kalay et al., 1999). But because muscle tissue is not always a good indicator of trace element accumulation in the entire body, other organs such as the liver need to be analyzed as well (Has-Schön et al., 2006).

No studies to date have investigated trace element accumulation from sediment to fish in high-mountain lakes in Alps. The aim of the present study was: a) to measure the levels of As, Cd, Pb, and Zn in sediment, the whole body of macrobenthic invertebrates (prey), and fish (predator) muscle and liver tissues; b) to determine the difference in trace element levels between these matrices; c) to evaluate the bioaccumulation factor (BAF) and the trophic transfer factor (TTF) values for prey and predator in a typical high-mountain lake (Dimon Lake) located in northeast Alps. The four trace elements (As, Cd, Pb, and Zn) were chosen based on available data for high-mountain lakes (Camarero et al., 2009; Pastorino et al., 2020a) and on their relevance for trophic levels in freshwater environments (Chernova and Lysenko, 2019).

2. Material and Methods

2.1. Study site

Dimon Lake (46° 34' 4.17" N 13° 03' 43.12" E; Fig. 1) is a high-mountain lake located above the tree line in the Carnic Alps (municipality of Ligosullo, Udine Province, Friuli Venezia-Giulia, northeast Italy) at 1857 m a.s.l. Dimon Lake is a glacial-origin lake and is classified as a Site of Community Interest and Special Areas of Conservation (SCI/SAC-IT3320002 Monti Dimon e Paularo). The lake lies on sandstone and volcanic rock and has a maximum depth of 4.27 m. Originally fishless, fish were released into the lake for recreational fishing (Pastorino et al., 2020b). The fish assemblage is composed only of bullhead (*Cottus gobio*) (Pastorino et al., 2020b). The macrobenthic community consists mainly of Diptera Chironomidae, Oligochaeta, and Hirudinea (Pastorino et al., 2019a). Physicochemical and nutrient values (summer 2017) were (mean \pm standard deviation): temperature (16.11 ± 0.42 °C); conductivity (109.25 ± 2.60 $\mu\text{S cm}^{-1}$); pH (8.59 ± 0.20); dissolved oxygen (8.72 ± 0.11 mg L^{-1}); NH_4^+ (0.09 ± 0.02 mg L^{-1}); NO_3^- (19.03 ± 5.81 mg L^{-1}); PO_4^{3-} (0.042 ± 0.04 mg L^{-1}) (Pastorino et al., 2019a). Surface sediment (0-2 cm) of Dimon Lake was mainly composed by silt (74 %) followed by sand (17 %) and clay (9 %) (Perilli, 2018).

2.2. Sampling and analysis of surface lake sediment

On 31 July 2017 integrated samples of surface sediment (0-2 cm) from five sites in the littoral zone (Fig. 1) were collected with a plastic spatula, homogenized, divided in three replicates and stored at -20°C. Following an adaptation from EPA Method 3052 (Environmental Protection Agency, 1996), oven dried sediment samples (0.3 g) were reduced to powder with an agate mill, placed in vessels, and added with a mixture of 5 mL of nitric acid and 1 mL of hydrogen peroxide. Mineralization was performed by microwave digestion for 55 minutes using a Multiwave PRO Anton Paar reaction system (Anton Paar, Graz, Austria). The samples were then centrifuged to remove residue, transferred to flasks, and filled to the mark with MilliQ water (25 mL final volume). Samples were

diluted to 1:20 and concentration of As, Cd, Pb, and Zn was measured by inductively coupled plasma-mass spectrometry (ICP-MS NexION 350, PerkinElmer Inc., Waltham, MA, USA). Accuracy of the analytical procedures were evaluated through the analysis of the certified reference material (CRM 601) along with blank reagents in each analytical session. The measured concentrations fell within the range of certified values.

2.3. Macroinvertebrates sampling and detection of trace elements

Macrobenthic invertebrate sampling was carried out on 31 July 2017. The choice of mid-summer was dictated by the need to exploit the time in which the abundance and biomass of these organisms are greatest (Fjellheim et al., 2000, 2009). A Surber net (mesh 250 μm ; 0.1 m^2 subtended area) was used for sampling the macrobenthic invertebrates at five sites in the littoral zone (Fig. 1). Samples were sorted in the field and identified in the laboratory. Functional feeding guilds (FFG) according Merritt and Cummins (2006) were assigned for each taxon used for trace element determination. The samples were oven-dried at 70°C for 72 h to a total dry weight of 900 mg which was divided in three subsamples of 300 mg each for trace element analysis. Levels of As, Cd, Pb, and Zn were measured by inductively coupled plasma-mass spectrometry (ICP-MS Xseries II, Thermo Scientific, Bremen, Germany) according to Squadrone et al. (2016). The uncertainty of measurements (As: 19%; Cd: 11%; Pb: 21%; Zn: 20%) were estimated according to an internal Standard Operative Procedure that follows the bottom up approach. Analytical performance was verified by processing certified reference materials (SRM 1566b), along with blank reagents in each analytical session. The analytical method was validated according to ISO/IEC 17025 (general requirements for the competence of testing and calibration laboratories).

2.4. Fish sampling and trace element detection

Fish were sampled using an electrofishing boat on the same day as macrobenthic invertebrates. The fish were sacrificed by deep anesthesia with tricaine methanesulfonate MS-222 (100 mg L⁻¹). Individuals were identified to the species level and measured for their total weight (g) and total length (cm). The fish were put in cold boxes at 4°C and transferred to laboratory where they were sectioned. The stomach contents were preserved in 70% alcohol to determine the frequency of prey occurrence (Fi) (Tiberti et al., 2016). Fish muscle (n = 15) and liver (n = 15) were sampled from each individual and stored at -20°C. The fish samples were defrosted than homogenized and mineralized for trace element analysis. Trace element analysis, the uncertainty of measurements and analytical performance were performed as described for macrobenthic invertebrates. Permission for fish sampling was granted by the Ente Tutela Patrimonio Ittico del Friuli Venezia-Giulia (authorization no. 11/DIR/17/01/2017).

2.5. Statistical analysis

Kolmogorov-Smirnov test was used to determine whether our dataset was well-modeled by a normal distribution. Since the assumption of normality was not satisfied, the non-parametric Kruskal-Wallis test was used to check for significant differences in trace element levels in sediment, Diptera Chironomidae, and bullhead (muscle and liver). The Conover-Iman test was used as a post hoc test. Spearman's rank correlation coefficient was calculated to determine the relationship between trace element concentration in sediment, Diptera Chironomidae, and bullhead tissue. Principal component analysis (PCA) was performed to check for trends in trace element (As, Cd, Pb and Zn) accumulation in sediment, Diptera Chironomidae, and fish. Bioaccumulation factors (BAF) (Klavinš et al., 1998; Ruus et al., 2005) were calculated to assess trace element bioaccumulation in Diptera Chironomidae and bullhead muscle and liver tissue as follow:

$$\text{BAF} = \text{TE}_{\text{tissue}} / \text{TE}_{\text{sed}}$$

where: TE_{tissue} is the trace element concentration in the tissue, and TE_{sed} is the trace element concentration in sediment.

The trophic transfer factor (TTF) was calculated for muscle and liver tissues. TTF is the ratio between trace element concentration in fish tissue (muscle and liver) and its concentration in the organism's food item (DeForest et al., 2007). Statistical analysis was performed using RStudio software; a *p*-level of 0.05 was set to interpret significance of results.

3. Results

3.1. Surface Sediment

Figure 2 shows the trace element levels (mean \pm standard deviation) in the sediment samples from Dimon Lake. The mean concentration was in the order: Zn (138.8 ± 0.6) > Pb (109.6 ± 1.2) > As (39.5 ± 0.7) > Cd (0.61 ± 0.02) mg kg⁻¹.

3.2. Macrobenthic invertebrates

The macrobenthic invertebrate community was composed chiefly of Hexapoda belonging to Diptera Chironomidae (75.2%) with four subfamilies (Prodiamesinae, Chironominae, Orthocladiinae, and Tanypodinae). The Prodiamesinae subfamily was represented by the single species *Prodiamesa olivacea* (collector-gatherer-CG), while the subfamily Chironominae was almost entirely represented by the genus *Paratanytarsus* (CG). The Orthocladiinae subfamily was represented only by the genus *Cricotopus* (*Isocladius*) (CG), while the Tanypodinae subfamily by the genera *Macropelopia* (predator-P) and *Zavrelimyia* (P). Other taxa belonged to Oligochaeta (9.8%), and Hirudinea (14.4%). Only Diptera Chironomidae was investigated for As, Cd, Pb and Zn, since they are the sole prey found in the stomachs of bullhead. A pool of Chironomidae (whole body) was

prepared for trace element analysis. The mean trace element concentration was in the order: Zn (606 ± 1.8) > Pb (49 ± 0.5) > As (10 ± 1.3) > Cd (3.2 ± 0.1) mg kg⁻¹ (Fig. 2).

3.3. Fish

Only individuals of bullhead (*Cottus gobio*) were captured from Dimon Lake. Fifteen were retained for trace element analysis. The average total length was 13.52 ± 1.29 cm and the average total weight was 28.63 ± 4.42 g. Analysis of stomach contents showed that the fish fed exclusively on Diptera Chironomidae larvae (Fi = 98.15%). The mean trace element concentration was in the order: Zn (25.3 ± 9.5) > As (0.3 ± 0.2) > Pb (0.06 ± 0.03) > Cd (0.023 ± 0.003) mg kg⁻¹ in muscle (Fig. 2), and Zn (85.6 ± 26.9) > Pb (0.3 ± 0.4) > As (1.6 ± 0.4) > Cd (0.03 ± 0.001) mg kg⁻¹ in liver (Fig. 2).

3.4. Comparisons, BAF and TTF factors

The Kruskal-Wallis test showed significant differences in trace element levels between sediment, Diptera Chironomidae, and fish tissues ($p < 0.002$ for all elements). The Conover Iman post-hoc test revealed a significant difference ($p < 0.01$) between sediment and fish tissues, between Diptera Chironomidae and fish tissues for all elements, and between fish muscle and fish liver for As, Pb and Zn ($p < 0.0001$) (Fig. 2). The first two principal components (Dim1; Dim2) in the PCA (Fig. 3) accounted for meaningful amounts of the total variance (99.6%): Dim1 showed 67.8% of the total variance and was positively correlated with all variables (As, Cd, Pb, and Zn). In detail, sediment samples located on the right side in order of increasing values of As and Pb. Diptera Chironomidae samples also located on the right side in order of increasing value of Cd and Zn. PCA clearly showed a separation between fish tissue samples (on the left) and Diptera Chironomidae and

sediment samples (on the right) based on the difference in trace element accumulation, as already demonstrated by Kruskal-Wallis test.

Spearman's rank correlation coefficient showed no relationship between trace element concentration in the matrices. BAF factors (Table 1) were much higher in Diptera Chironomidae than in fish muscle and liver tissue, with the highest values recorded for Zn and Cd. The BAF values for muscle and liver tissues were lower than for Diptera Chironomidae. The TTF factor values were very low for all elements in both fish muscle and liver (Table 1).

4. Discussion

High-mountain lake are precious ecosystems located far from industrialized area and provide habitat for few, but well adapted species. They are a sink for contaminants from the industrialized lowland regions (Camarero et al., 2003, 2009). Dimon Lake is a receptor of trace element contamination originating from anthropic activities, dispersed in the atmosphere, and deposited via abundant annual precipitation throughout the year (Pastorino et al., 2019a).

Camarero et al. (2009) measured the trace element concentration in sediment from 275 Alpine lakes (Piedmont, Ticino, Central, Tyrol, and Julian Alps). Arsenic levels ranged from 4 mg kg⁻¹ (Julian Alps) to 17 mg kg⁻¹ (Tyrolean Alps), much lower than the mean we recorded for Dimon Lake (39.52 mg kg⁻¹). Because it was beyond the scope, we didn't calculate the enrichment factors to assess the presence and intensity of anthropogenic contaminant deposition. Nevertheless, this high arsenic level can be attributed to both anthropogenic and lithological sources, since volcanic rock contains modest amounts of arsenic (Fuganti et al., 2005). The same trend was recorded for lead: the mean (109.65 mg kg⁻¹) was higher than the levels measured for the Central (52 mg kg⁻¹), Piemonte Ticino (89 mg kg⁻¹) or Tyrolean (85 mg kg⁻¹) Alps, suggesting a flux of lead from lowland regions. Differently, mean cadmium and zinc levels were similar to those recorded for the Central and Tyrolean Alps (134 and 141 mg kg⁻¹, respectively).

Both As and Pb exceeded recommended level I and II, respectively, of sediment quality targets for the protection of sediment-dwelling organisms (Crane 2006a, 2006b).

High concentration of trace elements recorded in sediment from Dimon Lake may be a consequence of its grain size composition (mainly silt, followed by sand and clay), since smaller grain size is associated with higher trace element concentrations (Rae, 1997; Yao et al., 2015). Furthermore, it can be also linked to the alkaline nature of Dimon Lake's water ($\text{pH} > 8.5$) which favors precipitation of metals and subsequent accumulation in sediments (Pobi et al., 2019).

This reflects the concentration levels recorded in Diptera Chironomidae, since it is an important taxon of sediment-bound contaminants (Hudson and Ciborowski, 1996). Chironomidae larvae spend most of their life in close contact with the sediment, making this taxon particularly relevant for biomonitoring studies (Arambourou et al., 2014). Arslan et al. (2010) also found that chironomids accumulate metals several times over their surrounding environment (e.g., sediment), which explains the higher concentration we recorded. Previous studies found that chironomids may accumulate a large amount of metals from sediment, since they are detritus feeders that graze on sediments (Tulonen et al., 2006). The functional feeding guild (FFG) classification based on behavioral mechanisms of food acquisition is useful for understanding the differences in trace element accumulation in freshwater macrobenthic invertebrates: collector-gatherers demonstrated a greater amount of trace elements compared to the other FFG, indicating that the most effective uptake of metals occurs through sediment ingestion (Santoro et al., 2009; Pastorino et al., 2019b). Also, predator taxa seem to accumulate a large amount of trace elements compared to other FFGs (Pastorino et al., 2019b).

As and Pb concentration was decreased in order from sediment to Chironomidae, whereas the concentration of Cd and Zn was higher in Diptera Chironomidae than in sediment and fish tissues. Trace element accumulation in aquatic organisms is related not only to feeding habits but also to excretion rate among other factors (Rainbow, 2002). Indeed, Diptera Chironomidae had the highest concentrations of Cd probably because of their inefficient efflux rates or detoxification

mechanisms, as reported in previous studies on aquatic invertebrates (Yu and Wang, 2002; Ng and Wang, 2004). Furthermore, a certain quantity of Zn (an essential element) is necessary for basic metabolic needs, especially as a cofactor in enzymatic reactions (Rainbow, 2002).

Aquatic organisms that accumulate trace elements from sediment may transfer them to organisms that forage on them (Soto-Jimenez, 2011). Gut content analysis discloses the feeding habits for prey and predator (Buckland et al., 2017). We found that bullhead feed exclusively on Diptera Chironomidae larvae and so assumed that the amount of ingested metals from diet originated mainly from this prey. The study by Pastorino et al. (2019b) on the feeding habits of bullhead from Dimon Lake also demonstrated that Chironomidae is the exclusively prey of bullhead all year round.

Although the relative contribution of each route varies with fish species and element considered, the predominant pathway of uptake for metals is assumed to be the diet (Wagner and Boman, 2003). Trace element amounts were lower in fish muscle and liver tissue samples than in either Diptera Chironomidae or sediment, indicating a dilution effect of trace elements along the food chain. Our observation that trace element levels were higher in liver than in muscle is shared by previous studies on fish (Wagner and Boman, 2003; Agah et al., 2009; Squadrone et al., 2013; Rosseland et al., 2017). The liver is particularly active in metabolizing arsenic (Authman et al., 2015), which explains the higher levels compared to muscle tissue. Furthermore, Rosseland et al. (2017) studied the trace element concentration in fish from high-altitude lakes of Nepal and found that Zn and Cd concentrations were higher in the liver compared to other organs, indicating an uptake from diet.

The most abundant trace element in both muscle and liver in fish was Zn, since it is an essential element involved in several complex metabolic pathways, such as the immune system, neurotransmission, and cell signaling (Niyogi and Wood, 2006). By comparison, Cd concentration in muscle and liver tissues was generally the lowest. Nevertheless, together with the kidney, the liver is among the several organs involved in cadmium metabolism and detoxification (Szebedinszky et al., 2001; Chowdhury et al., 2005). The lower Cd concentration measured in the

liver compared to Diptera Chironomidae indicates that bullhead can avoid Cd uptake or excrete it from the body. The gastrointestinal tract of fish acts as a barrier for Cd absorption during food ingestion, and a large proportion of ingested Cd is excreted from the body via feces by mucosal sloughing (McGeer et al., 2011). Cadmium is also excreted by fish in a small proportion via bile, urine, and gills (McGeer et al., 2011). Chowdhury et al. (2005) demonstrated that only a small fraction (2-6%) of a Cd solution infused into rainbow trout (*Oncorhynchus mykiss*) stomach was absorbed across the gut wall, while the rest was eliminated from the body within 24 h. Furthermore, Khan and McGeer (2013) demonstrated that *O. mykiss* exposed to a high zinc diet showed an increase in secretion of intestinal mucus with an inhibitory effect on cadmium accumulation.

Generally, the concentration of As, Cd, Pb, and Zn in fish muscle and liver tissue samples was in line with that reported by Pastorino et al. (2020a) in the muscle of brook trout (*Salvelinus fontinalis*) from the Cottian Alps.

The highest BAF values were recorded for Cd and Zn in Diptera Chironomidae, suggesting an accumulation of these elements in the invertebrate's tissues. This may be explained by the bioavailability of trace elements that depends strongly on their forms of binding in the sediment which determine their availability for benthic organisms (Horváth et al., 2013; Roig et al., 2015). In literature it is well documented that metals forming carbonates salts or bound by ionic exchange (i.e. Cd and Zn) are most available than those bound to iron and manganese oxyhydroxides or sulfides (i.e. As) (Mossop and Davidson, 2003; Roig et al., 2015). Also, Pb is considered an immobile element linked to sulfides, justifying the lower availability and consequent bioaccumulation in chironomids.

Griboff et al. (2018) also showed that aquatic invertebrates have higher BAF for elements like Zn than fish. Generally, BAF values in fish were higher in the liver than the muscle, due to the liver's role in metal concentration and metabolism (Usero et al., 2004).

Finally, very low TTF values were recorded in muscle and liver tissue. TTF results mainly from dietary accumulation (Reinfelder et al. 1998; Mathews and Fisher 2008).

Nevertheless, TTF indicated no magnification of trace elements in the analyzed food chain in Dimon Lake. In contrast, the trace element concentration decreased with increasing trophic level, suggesting that the trace elements are biodiluted along the food chain.

5. Conclusions

This study presents first insights into trace element accumulation and transfer along a simple food chain from a high-mountain lake. Sediment is a major sink for As and Pb, whereas Diptera Chironomidae had the highest Cd and Zn levels. Trace element levels were lowest in fish tissues. BAF and TTF values were very low for all elements, suggesting a biodilution effect that merits future study. It is likely that fish regulate trace element intake and uptake from their environment. Environmental agencies should take in consideration results obtained from this study, since fish do not seem to be a good indicator of environmental pollution in high-mountain lakes. Instead, they should consider macrobenthic invertebrates as matrix to monitor trace elements in these ecosystems.

Acknowledgements

The authors would like to thank the Ente Tutela Patrimonio Ittico del Friuli Venezia-Giulia and the Municipality of Ligosullo (UD) for their technical support.

References

Agah, H., Leermakers, M., Elskens, M., Fatemi, S.M.R., Baeyens, W., 2009. Accumulation of trace metals in the muscle and liver tissues of five fish species from the Persian Gulf. *Environ. Monit. Assess.* 157(1-4), 499.

- Alhashemi, A.H., Karbassi, A., Kiabi, B.H., Monavari, S.M., Sekhvatjou, M.S., 2012. Bioaccumulation of trace elements in different tissues of three commonly available fish species regarding their gender, gonadosomatic index, and condition factor in a wetland ecosystem. *Environ. Monit. Assess.* 184(4), 1865-1878.
- Arambourou, H., Beisel, J.N., Branchu, P., Debat, V., (2014). Exposure to sediments from polluted rivers has limited phenotypic effects on larvae and adults of *Chironomus riparius*. *Sci. Total Environ.* 484, 92-101.
- Arslan, N., Koç, B., Çiçek, A., 2010. Metal contents in water, sediment, and Oligochaeta-Chironomidae of Lake Uluabat, a Ramsar site of Turkey. *Sci. World J.* 10, 1269-1281.
- Authman, M.M., Zaki, M.S., Khallaf, E.A., Abbas, H.H., 2015. Use of fish as bio-indicator of the effects of heavy metals pollution. *J Aquac Res Dev.* 6(4), 1-13.
- Avigliano, E., de Carvalho, B.M., Invernizzi, R., Olmedo, M., Jasan, R., Volpedo, A.V., 2019. Arsenic, selenium, and metals in a commercial and vulnerable fish from southwestern Atlantic estuaries: distribution in water and tissues and public health risk assessment. *Environ Sci Pollut R.* 26(8), 7994-8006.
- Bervoets, L., Blust, R., Verheyen, R., 2001. Accumulation of metals in the tissues of three spined stickleback (*Gasterosteus aculeatus*) from natural fresh waters. *Ecotox Environ Safe.* 48(2), 117-127.
- Borrell, A., Tornero, V., Bhattacharjee, D., Aguilar, A., 2016. Trace element accumulation and trophic relationships in aquatic organisms of the Sundarbans mangrove ecosystem (Bangladesh). *Sci. Total Environ.* 545, 414-423.
- Buckland, A., Baker, R., Neil, L., Sheaves, M., 2017. Standardizing fish stomach content analysis: The importance of prey condition. *Fish. Res.* 196, 126-140.

- Camarero, L., 2003. Spreading of trace metals and metalloids pollution in lake sediments over the Pyrénées. *J Phys IV France* 107, 249-253.
- Camarero, L., Botev, I., Muri, G., Psenner, R., Rose, N., Stuchlík, E., 2009. Trace elements in alpine and arctic lake sediments as a record of diffuse atmospheric contamination across Europe. *Freshwater Biol.* 54(12), 2518-2532.
- Catalan, J., Camarero, L., Felip, M., Pla, S., Ventura, M., Buchaca, T., Bartumeus, F., Mendoza, G.D., Miró, A., Casamayor, E.O., Medina-Sánchez, J.M., Bacardit, M., Altuna, M., Bartrons, M., Quijano, D.D.D., 2006. High mountain lakes: extreme habitats and witnesses of environmental changes. *Limnetica* 64, 123-145.
- Catalán, J., Curtis, C.J., Kernan, M., 2009. Remote European mountain lake ecosystems: regionalisation and ecological status. *Freshwater Biol.* 54(12), 2419-2432.
- Chernova, E.N., Lysenko, E.V., 2019. The content of metals in organisms of various trophic levels in freshwater and brackish lakes on the coast of the Sea of Japan. *Environ Sci Pollut Res.* 26(20), 20428-20438.
- Chowdhury, M.J., Baldisserotto, B., Wood, C.M. (2005). Tissue-specific cadmium and metallothionein levels in rainbow trout chronically acclimated to waterborne or dietary cadmium. *Arch Environ Con Tox.* 48(3), 381-390.
- Crane J.L., 2006a. Phase IV GIS-based sediment quality database for the St. Louis river area of concern-Wisconsin focus. Overview of sediment quality conditions in the St. Louis river area of concern. Minnesota Pollution Control Agency, environmental analysis and outcomes division, St. Paul, MN. MPCA document number tdr-fg06-04. <http://www.pca.state.mn.us/publications/tdr-fg06-04a.pdf> (accessed 19 January 2020).
- Crane, J.L., 2006b. Sediment quality conditions in the lower St. Louis river, Minnesota/Wisconsin. Minnesota Pollution Control Agency, environmental analysis and outcomes division, St. Paul, MN.

MPCA document number tdr-fg06-03. <http://www.pca.state.mn.us/publications/tdr-fg06-03.pdf> (accessed 19 January 2020).

DeForest, D.K., Brix, K.V., Adams, W.J., 2007. Assessing metal bioaccumulation in aquatic environments: the inverse relationship between bioaccumulation factors, trophic transfer factors and exposure concentration. *Aquat. Toxicol.* 84(2), 236-246.

Elia A.C., Dörr A.J.M, Abete M.C., Prearo M., 2010. Seasonal variability of detoxificant response and heavy metal accumulation in tissues of both sexes in *Tinca tinca* (L.) from Lake Trasimeno. *Rev. Fish. Biol. Fisher.* 20(3), 425-434.

Environmental Protection Agency 1996. Method 3052: microwave assisted acid digestion of siliceous and organically based matrices.

Esposito, G., Meloni, D., Abete, M. C., Colombero, G., Mantia, M., Pastorino, P., Prearo M., Pais A., Antuofermo E., Squadrone, S., 2018. The bivalve *Ruditapes decussatus*: A biomonitor of trace elements pollution in Sardinian coastal lagoons (Italy). *Environ Pollut.* 242, 1720-1728.

Ferrario, C., Finizio, A., Villa, S., 2017. Legacy and emerging contaminants in meltwater of three Alpine glaciers. *Sci. Total Environ.* 574, 350-357.

Fjellheim, A., Boggero, A., Halvorsen, G.A., Nocentini, A. M., Rieradevall, M., Raddum, G.G., Schnell, Ø.A., 2000. Distribution of benthic invertebrates in relation to environmental factors. A study of European remote alpine lake ecosystems. *Internationale Vereinigung für theoretische und angewandte Limnologie, Verhandlungen* 27(1), 484-488.

Fjellheim, A., Raddum, G.G., Vandvik, V., Cogălniceanu, D., Boggero, A., Brancelj, A., Galas, J., Šporka, F., Vidinova, Y., Bituššik, P., Dumnicka, E., Gâldean, N., Kownacki, A., Krno, I., Preda, E., Rîşnoveanu, G., Stuchlík, E., 2009. Diversity and distribution patterns of benthic invertebrates along alpine gradients. A study of remote European freshwater lakes. *Adv Limnol* 62, 167-190.

- Fleeger, J.W., Carman, K R., Nisbet, R.M., 2003. Indirect effects of contaminants in aquatic ecosystems. *Sci. Total Environ.* 317(1-3), 207-233.
- Förstner, U., Wittman, G.T.W., 1981. *Metal pollution in the aquatic environment*. Springer, Berlin, Heidelberg, Germany.
- Fuganti, A., Morteani, G., Bazzoli, G., Cocco, S., Santuliana, E., Visintainer, M., 2005. L'arsenico nelle rocce, nelle acque superficiali e nelle acque sotterranee della valle dell'Adige fra Mezzolombardo e Mattarello e presso Roveré della luna (Trento). http://www.museocivico.rovereto.tn.it/UploadDocs/5003_art_04_fuganti.pdf (accessed 19 January 2020).
- Goodyear, K.L., McNeill, S., 1999. Bioaccumulation of heavy metals by aquatic macro-invertebrates of different feeding guilds: a review. *Sci. Total Environ.* 229(1-2), 1-19.
- Griboff, J., Horacek, M., Wunderlin, D.A., Monferran, M.V., 2018. Bioaccumulation and trophic transfer of metals, As and Se through a freshwater food web affected by anthropic pollution in Córdoba, Argentina. *Ecotox Environ Safe.* 148, 275-284.
- Güven, K., Ozbay, C, Unlu, E, Satar, A., 1999. Acute lethal toxicity and accumulation of copper in *Gammarus pulex* (L.) (Amphipoda). *Turk J Boil.* 23, 513-521
- Has-Schön, E., Bogut, I., Strelec, I., 2006. Heavy metal profile in five fish species included in human diet, domiciled in the end flow of River Neretva (Croatia). *Arch Environ Con Tox.* 50(4), 545-551.
- Hauser-Davis, R.A., de Campos, R.C., Ziolli, R.L., 2012. Fish metalloproteins as biomarkers of environmental contamination. In: de Voogt, P. (Ed.), *Reviews of Environmental Contamination and Toxicology* Springer, Boston, pp. 101-123.

- Horváth, M., Halász, G., Kucanová, E., Kuciková, B., Fekete, I., Remeteiová, D., et al., 2013. Sequential extraction studies on aquatic sediment and biofilm samples for the assessment of heavy metal mobility. *Microchem. J.* 107, 121-125.
- Hudson, L.A., Ciborowski, J.J., 1996. Teratogenic and genotoxic responses of larval *Chironomus salinarius* group (Diptera: Chironomidae) to contaminated sediment. *Environ Toxicol Chem.* 15(8), 1375-1381.
- Jeziarska, B., Witeska, M., 2006. The metal uptake and accumulation in fish living in polluted waters. In: Twardowska, I., Allen, H.E., Häggblom, M.M., Stefaniak, S. (Eds.), *Soil and water pollution monitoring, protection and remediation*. Springer, Dordrecht, pp. 107-114.
- Kalay, M., Ay, Ö., Canli, M., 1999. Heavy metal concentrations in fish tissues from the Northeast Mediterranean Sea. *B. Environ. Contam. Tox.* 63(5), 673-681.
- Karadede-Akin, H., Ünlü, E., 2007. Heavy metal concentrations in water, sediment, fish and some benthic organisms from Tigris River, Turkey. *Environ. Monit. Assess.* 131(1-3), 323-337.
- Khan, F.R., McGeer, J.C., 2013. Zn-stimulated mucus secretion in the rainbow trout (*Oncorhynchus mykiss*) intestine inhibits Cd accumulation and Cd-induced lipid peroxidation. *Aquat. Toxicol.* 142, 17-25.
- Klavīnš, M., Briede, A., Parele, E., Rodionov, V., Klavina, I., 1998. Metal accumulation in sediment and benthic invertebrates in lakes of Latvia. *Chemosphere* 36(15), 3043–3053.
- Köck, G., Triendl, M., Hofer, R., 1996. Seasonal patterns of metal accumulation in Arctic char (*Salvelinus alpinus*) from an oligotrophic Alpine lake related to temperature. *Can J Fish Aquat Sci.* 53(4), 780-786.
- Mathews, T., Fisher, N.S., 2008. Trophic transfer of seven trace metals in a four-step marine food chain. *Mar Ecol-Prog Ser.* 367, 23-33.

- McGeer, J.C., Niyogi, S., Scott Smith, D., 2011. Cadmium. In: Wood C.M., Farrell, A.P., Brauner C.J. (Eds.), *Fish Physiology*. Academic Press, Elsevier, pp. 125-184.
- Merritt, R.W., Cummins, K.W., 2006. Trophic relationships of macroinvertebrates. In: Hauer, F.R., Lamberti, G.A. (Eds), *Methods in Stream Ecology*. Academic Press, San Diego, pp. 585-610.
- Mosello, R., Brizzio, M.C., Kotzias, D., Marchetto, A., Rembges, D., Tartari, G., 2002. The chemistry of atmospheric deposition in Italy in the framework of the National Programme for Forest Ecosystems Control (CONECOFOR). *J. Limnol.* 61(1s), 77-92.
- Mossop, K.F., Davidson, C.M., 2003. Comparison of original and modified BCR sequential extraction procedures for the fractionation of copper, iron, lead, manganese and zinc in soils and sediments. *Anal. Chim. Acta* 478, 111-118.
- Ng, T.Y.T., Wang, W.X., 2004. Detoxification and effects of Ag, Cd, and Zn pre-exposure on metal uptake kinetics in the clam *Ruditapes philippinarum*., *Mar Ecol-Prog Ser.* 268, 161-172.
- Niyogi, S., Wood, C.M., 2006. Interaction between dietary calcium supplementation and chronic waterborne zinc exposure in juvenile rainbow trout, *Oncorhynchus mykiss*. *Comp Biochem Physiol C Toxicol Pharmacol.*, 143(1), 94-102.
- Palacios-Torres, Y., Jesus, D., Olivero-Verbel, J., 2020. Trace elements in sediments and fish from Atrato River: an ecosystem with legal rights impacted by gold mining at the Colombian Pacific. *Environ Pollut.* 256, 113290.
- Pan, Y.P., Wang, Y.S., 2015. Atmospheric wet and dry deposition of trace elements at 10 sites in Northern China. *Atmos Chem Phys.*, 15(2), 951-972.
- Pastorino, P., Bertoli, M., Squadrone, S., Brizio, P., Piazza, G., Oss Noser, A. G., Prearo, M., Abete, M.C., Pizzul, E. 2019b. Detection of trace elements in freshwater macrobenthic invertebrates

of different functional feeding guilds: A case study in Northeast Italy. *Ecohydrology & Hydrobiology* 19(3), 428-440.

Pastorino, P., Elia, A. C., Caldaroni, B., Menconi, V., Abete, M. C., Brizio, P., Bertoli M., Zaccaroni A., Magara G., Dörr A.J.M., Pizzul, E., Prearo M. 2020a. Oxidative stress ecology in brook trout (*Salvelinus fontinalis*) from a high-mountain lake (Cottian Alps). *Sci. Total Environ.* 136946.

Pastorino, P., Pizzul, E., Bertoli, M., Perilli, S., Brizio, P., Salvi, G., Esposito G., Abete M.C., Prearo M., Squadrone, S. 2019a. Macroinvertebrates as bioindicators of trace elements in high-mountain lakes. *Environ Sci Pollut Res.* 1-13.

Pastorino, P., Polazzo, F., Bertoli, M., Santi, M., Righetti, M., Pizzu, E., Prearo, M., 2020b. Consequences of fish introduction in fishless Alpine lakes: preliminary notes from a sanitary point of view. *Turk. J. Fish Aquat. Sc.* 20(1), 1-8.

Perilli, S., 2018. Analisi ecologiche e paleolimnologiche in due laghi d'alta quota dell'Italia settentrionale. <https://thesis.units.it/store/> (accessed 2 April 2020)

Pobi, K.K., Satpati, S., Dutta, S., Nayek, S., Saha, R.N., Gupta, S., 2019. Sources evaluation and ecological risk assessment of heavy metals accumulated within a natural stream of Durgapur industrial zone, India, by using multivariate analysis and pollution indices. *Appl. Water Sci.* 9(3), 58.

Poma, G., Salerno, F., Roscioli, C., Novati, S., Guzzella, L., 2017. Persistent organic pollutants in sediments of high-altitude Alpine ponds within Stelvio National Park, Italian Alps. *Inland Waters* 7(1), 34-44.

Pouil, S., Bustamante, P., Warnau, M., Metian, M., 2018. Overview of trace element trophic transfer in fish through the concept of assimilation efficiency. *Mar. Ecol. Prog. Ser.* 588, 243-254.

- Priju, C.P. and Narayana, A.C., 2007. Heavy and trace metals in Vembanad lake sediments. *Int. J. Environ. Res.* 1(4), 280-289.
- Purves, D., 2012. *Trace Elements Contamination of the Environment*. Elsevier Pub. Co., Amsterdam, pp. 216.
- Rae, J.E., 1997. Trace metals in deposited intertidal sediments. In: Jickells, T.D., Rae, J.E. (Eds.), *Biogeochemistry of Intertidal Sediments*. Cambridge University Press, Cambridge, pp. 16-31.
- Rainbow, P.S., 2002. Trace metal concentrations in aquatic invertebrates: why and so what? *Environ Pollut.* 120(3), 497-507.
- Reinfelder, J.R., Fisher, N.S., Luoma, S.N., Nichols, J.W., Wang, W.X., 1998. Trace element trophic transfer in aquatic organisms: a critique of the kinetic model approach. *Sci. Total Environ.* 219(2-3), 117-135.
- Rogora, M., Colombo, L., Lepori, F., Marchetto, A., Steingruber, S., Tornimbeni, O., 2013. Thirty years of chemical changes in alpine acid-sensitive lakes in the Alps. *Water Air Soil Poll.* 224(10), 1746.
- Roig, N., Sierra, J., Moreno-Garrido, I., Nieto, E., Gallego, E.P., Schuhmacher, M., Blasco, J. 2016. Metal bioavailability in freshwater sediment samples and their influence on ecological status of river basins. *Sci. Total Environ.* 540, 287-296.
- Rosseland, B.O., Teien, H.C., Basnet, S., Borgstrøm, R., Sharma, C.M., 2017. Trace elements and organochlorine pollutants in selected fish species from Lake Phewa, Nepal. *Toxicol Environ Chem.* 99(3), 390-401.
- Ruus, A., Schaanning, M., Øxnevad, S., Hylland, K., 2005. Experimental results on bioaccumulation of metals and organic contaminants from marine sediments. *Aquat. Toxicol.* 72(3), 273-292.

- Sánchez-Hernández, J., Cobo, F., Amundsen, P.A., 2015. Food web topology in high mountain lakes. *PloS one* 10(11).
- Santoro, A., Blo, G., Mastrolitti, S., Fagioli, F., 2009. Bioaccumulation of heavy metals by aquatic macroinvertebrates along the Basento River in the south of Italy. *Water Air Soil Poll.* 201(1-4), 19-31.
- Soto-Jimenez, M.F., 2011. Trace element trophic transfer in aquatic food webs. *Hidrobiológica* 21(3), 239-248.
- Squadrone, S., Brizio, P., Stella, C., Prearo, M., Pastorino, P., Serracca, L., Ercolini, C., Abete, M.C., 2016. Presence of trace metals in aquaculture marine ecosystems of the northwestern Mediterranean Sea (Italy). *Environ. Poll.* 215, 77-83.
- Squadrone, S., Prearo, M., Brizio, P., Gavinelli, S., Pellegrino, M., Scanzio, T., Guarise, S., Benedetto, A., Abete, M.C., 2013. Heavy metals distribution in muscle, liver, kidney and gill of European catfish (*Silurus glanis*) from Italian Rivers. *Chemosphere* 90, 358-365.
- Szebedinszky, C., McGeer, J.C., McDonald, D.G., Wood, C.M., 2001. Effects of chronic Cd exposure via the diet or water on internal organ-specific distribution and subsequent gill Cd uptake kinetics in juvenile rainbow trout (*Oncorhynchus mykiss*). *Environ Toxicol Chem.*, 20(3), 597-607.
- Taweel, A.K., Shuhaimi-Othman, M., Ahmad, A K., 2012. Analysis of Heavy Metal Concentrations in Tilapia Fish (*Oreochromis niloticus*). *J Biol Sci.* 12(3), 138-145.
- Tiberti, R., Brighenti, S., Canedoli, C, Iacobuzio, R, Rolla, M., 2016. The diet of introduced brook trout (*Salvelinus fontinalis*; Mitchill, 1814) in an alpine area and a literature review on its feeding ecology. *J. Limnol.* 75, 488-507.
- Tornimbeni, O., Rogora, M. (2012). An evaluation of trace metals in high-altitude lakes of the central Alps. *Water Air Soil Poll.* 223(4), 1895-1909.

- Tulonen, T., Pihlström, M., Arvola, L., Rask, M. 2006. Concentrations of heavy metals in food web components of small, boreal lakes. *Boreal Environ Res.* 11(3), 185-194.
- Usero, J., Izquierdo, C., Morillo, J., Gracia, I. 2004. Heavy metals in fish (*Solea vulgaris*, *Anguilla anguilla* and *Liza aurata*) from salt marshes on the southern Atlantic coast of Spain. *Environ Int.* 29(7), 949-956.
- Vilanova, R.M., Fernández, P., Martínez, C., Grimalt, J.O., 2001. Polycyclic aromatic hydrocarbons in remote mountain lake waters. *Water Res.* 35(16), 3916-3926.
- Wagner, A., Boman, J., 2003. Biomonitoring of trace elements in muscle and liver tissue of freshwater fish. *Spectrochim Acta B.* 58(12), 2215-2226.
- Yang, R., Yao, T., Xu, B., Jiang, G., Xin, X., 2007. Accumulation features of organochlorine pesticides and heavy metals in fish from high mountain lakes and Lhasa River in the Tibetan Plateau. *Environ Int.* 33(2), 151-156.
- Yao, Q., Wang, X., Jian, H., Chen, H., Yu, Z. 2015. Characterization of the particle size fraction associated with heavy metals in suspended sediments of the Yellow River. *Int. J. Environ. Res. Public Health* 12(6), 6725-6744.
- Yu, R.Q., Wang, W.X., 2002. Kinetic uptake of bioavailable cadmium, selenium, and zinc by *Daphia magna*. *Environ Toxicol Chem.* 21(11), 2348-55.
- Zulkifli, S.Z., Mohamat-Yusuff, F.E.R.D.A.U.S., Mukhtar, A.Q.I.L.A.H., Ismail, A.H.M.A.D., Miyazaki, N.O.B.U.Y.U.K.I., 2016. Biomagnification of selected toxic trace elements (Cr, As, Cd, Pb) in a mangrove ecosystem: Insights from stable isotope analysis. *Pollut. Res.* 35(2), 211-219.

Table 1. Bioaccumulation factor (BAF) and trophic transfer factor (TTF) values for Diptera Chironomidae (chiro) and fish muscle and liver samples.

	BAF chiro	BAF fish muscle	BAF fish liver	TTF fish muscle	TTF fish liver
As	0.26	0.008	0.04	0.03	0.16
Cd	5.16	0.04	0.05	0.008	0.009
Pb	0.45	0.0005	0.003	0.002	0.007
Zn	4.37	0.18	0.62	0.04	0.14

Figure 1. Dimon Lake in Friuli Venezia-Giulia (northeast Italy) and sampling sites (1-5; red circles) for sediment and macrobenthic invertebrates.

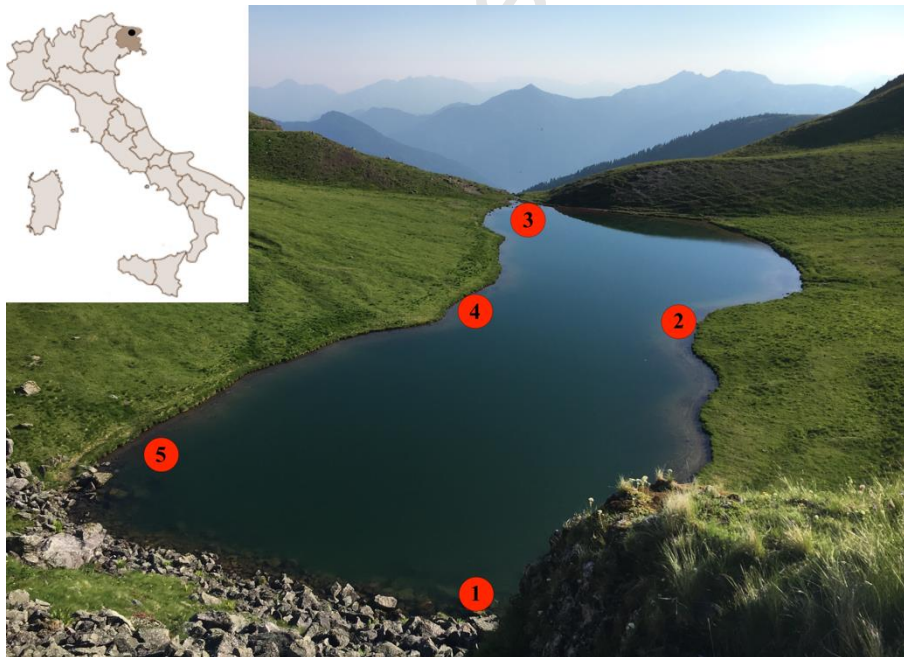


Figure 2. Trace element concentration (Log_{10}) detected in sediment, Diptera Chironomidae, and fish muscle and liver samples. Results of post-hoc Conover Iman test are also reported to indicate significant differences between matrices.

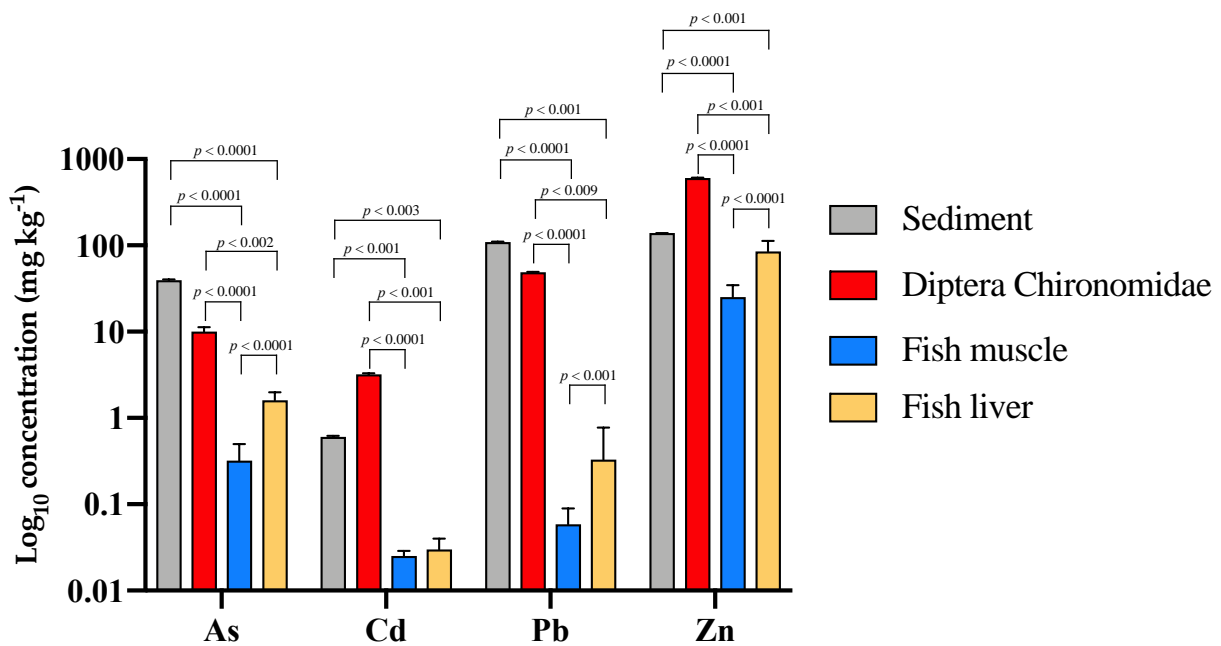
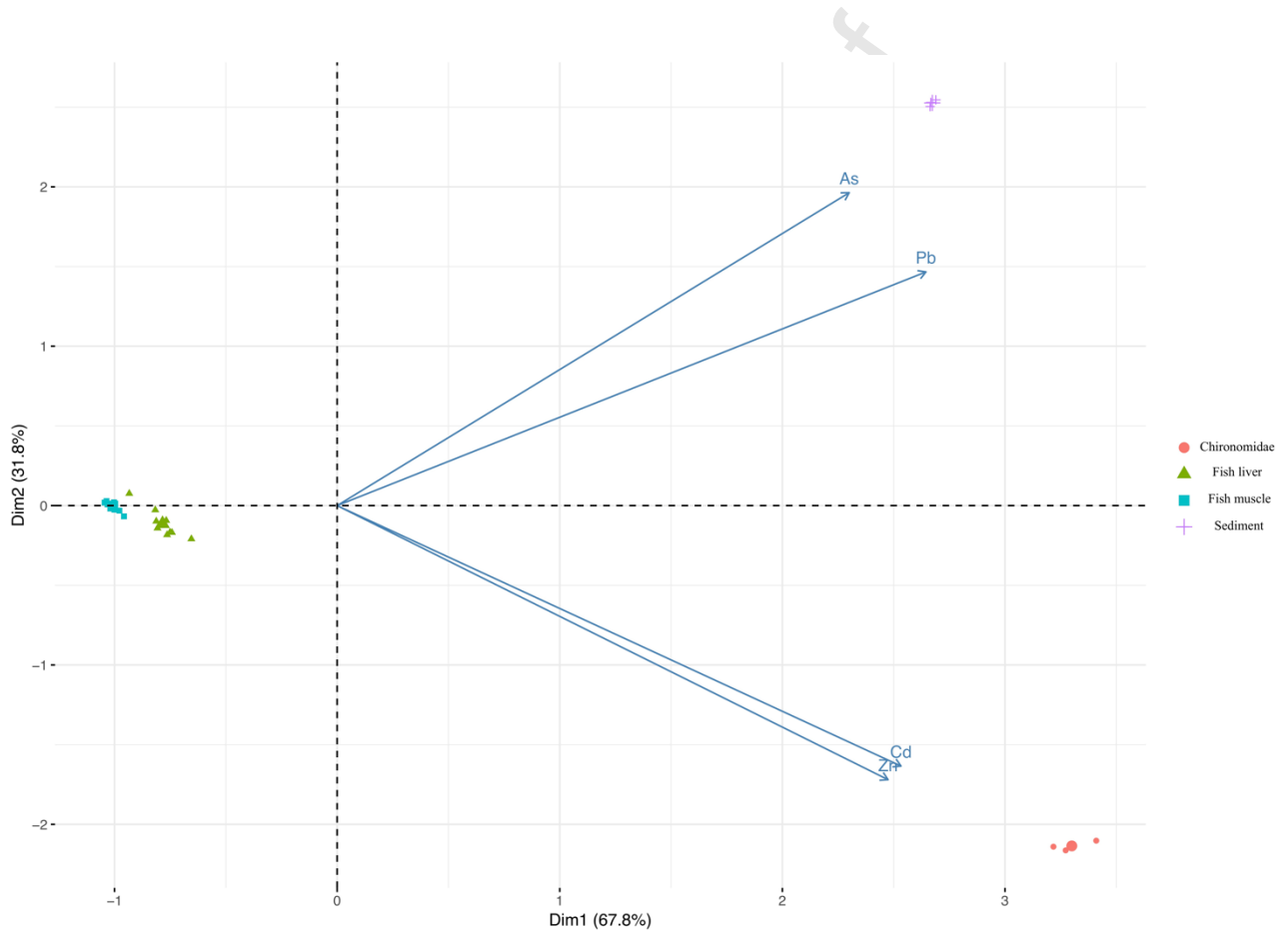


Figure 3. Biplot of score and loadings from principal component analysis. The scores for the matrix (sediment, Diptera Chironomidae, fish liver and fish muscle) are denoted by a color and a symbol (largest symbol = average value).



Credit Author Statement

Conceptualization: **Paolo Pastorino, Marino Prearo, Antonia Concetta Elia and Elisabetta Pizzul**; Data curation: **Paolo Pastorino, Marino Prearo and Maria Cesarina Abete**; Investigation: **Paolo Pastorino, Marino Prearo, Marco Bertoli, Maria Cesarina Abete, Alessandro Dondo, Gianguido Salvi, Annalisa Zaccaroni, Antonia Concetta Elia and Elisabetta Pizzul**; Methodology: **Paolo Pastorino, Marino Prearo, Marco Bertoli, Maria Cesarina Abete and Elisabetta Pizzul**; Supervision: **Marino Prearo and Elisabetta Pizzul**; Writing – original draft: **Paolo Pastorino**; Writing – review & editing: **Paolo Pastorino, Antonia Concetta Elia and Elisabetta Pizzul**. All authors have read and agreed to the published version of the manuscript.

Declaration of interests

The authors declare that they have no known competing financial interests or personal relationships that could have appeared to influence the work reported in this paper.

The authors declare the following financial interests/personal relationships which may be considered as potential competing interests:

Graphical abstract

Highlights

- Levels of As, Cd, Pb, and Zn were detected in a high-mountain lake dietary pathway
- Trace element concentration decreased with increasing trophic level
- The highest BAF values were recorded for Cd and Zn in Diptera Chironomidae
- Very low TTF values were recorded in fish muscle and liver
- Diptera Chironomidae seems to be a good matrix for trace element monitoring