

Supporting Information

© Copyright Wiley-VCH Verlag GmbH & Co. KGaA, 69451 Weinheim, 2016

Engineering the Fullerene-protein Interface by Computational Design: The Sum is More than its Parts

Francesco Trozzi⁺, Tainah Dorina Marforio⁺, Andrea Bottoni, Francesco Zerbetto,^{*} and Matteo Calvaresi^{*}

**Engineering the Fullerene - Protein Interface by Computational Design: The
Sum is More than its Parts**

Francesco Trozzi,⁺ Tainah Dorina Marforio,⁺ Andrea Bottoni, Francesco Zerbetto,*
Matteo Calvaresi*

Dipartimento di Chimica “G. Ciamician”, Alma Mater Studiorum, Università di
Bologna, via F. Selmi 2, 40126 Bologna, Italy

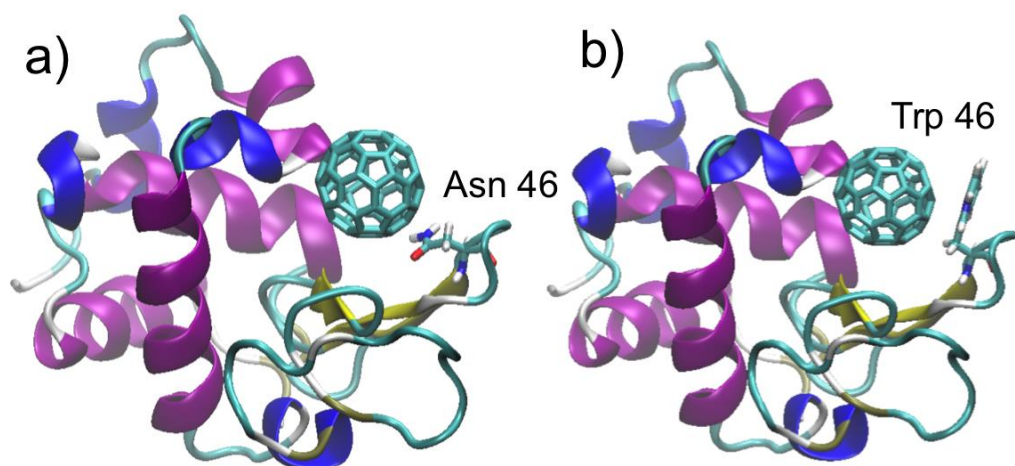


Figure S1. a) Wild-Type Lysozyme in complex with C₆₀ - Residue Asn 46, b) Mutated Lysozyme N46W

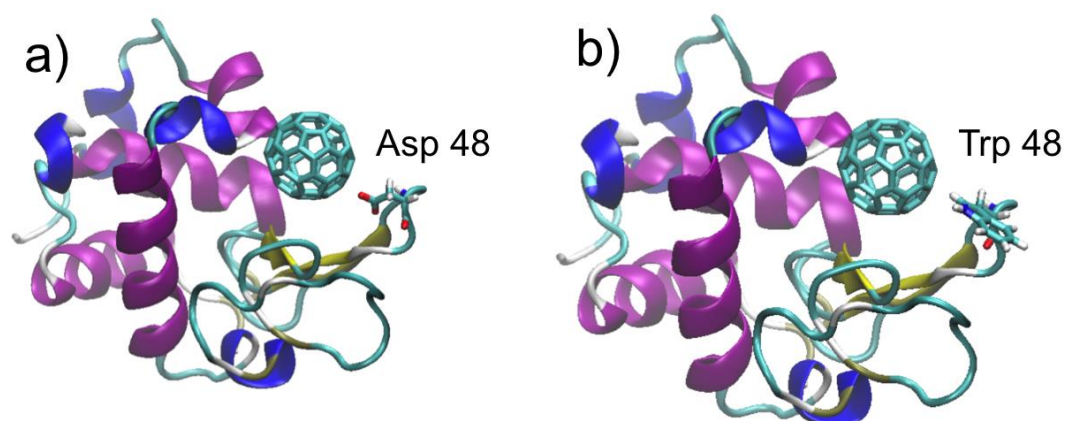


Figure S2. a) Wild-Type Lysozyme in complex with C₆₀ - Residue Asp 48, b) Mutated Lysozyme D48W

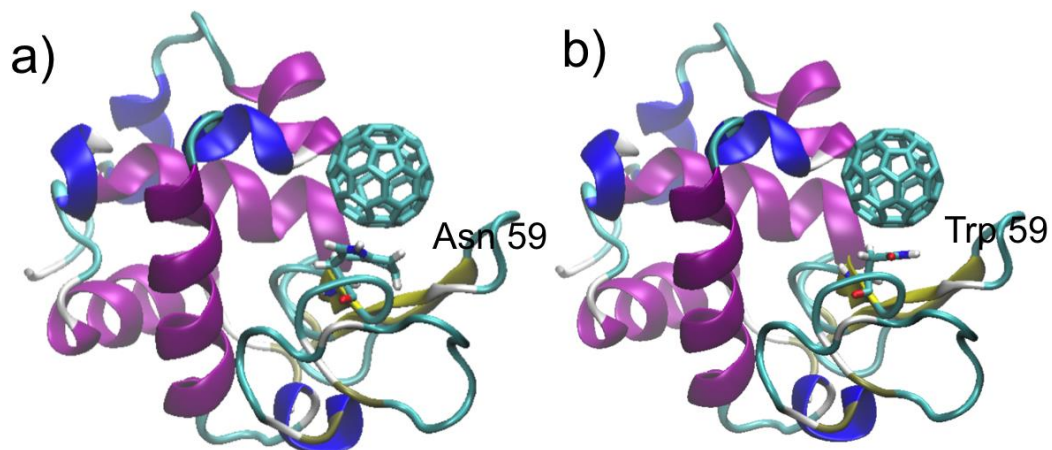


Figure S3. a) Wild-Type Lysozyme in complex with C₆₀ - Residue Asn 59, b) Mutated Lysozyme N59W.

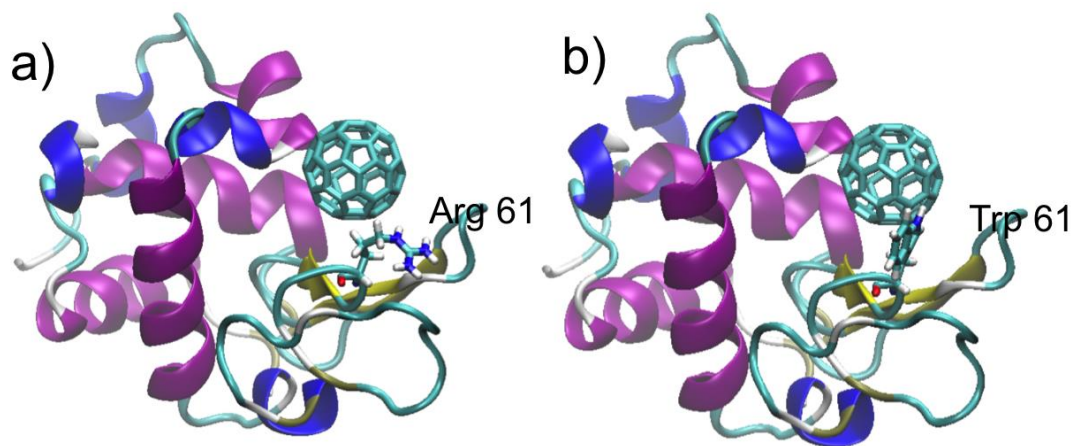


Figure S4. a) Wild-Type Lysozyme in complex with C₆₀ - Residue Arg 61, b) Mutated Lysozyme R61W.

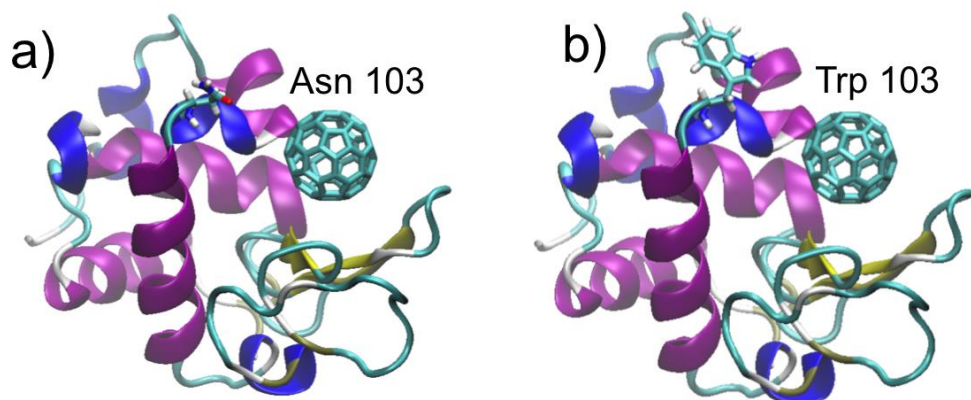


Figure S5. a) Wild-Type Lysozyme in complex with C₆₀ - Residue Asn 103, b) Mutated Lysozyme N103W.

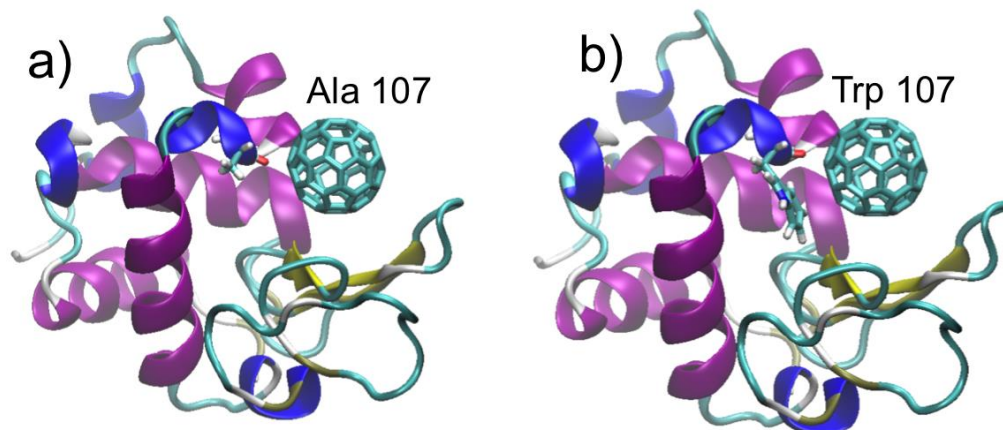


Figure S6. a) Wild-Type Lysozyme in complex with C₆₀ - Residue Ala 107, b) Mutated Lysozyme A107W.

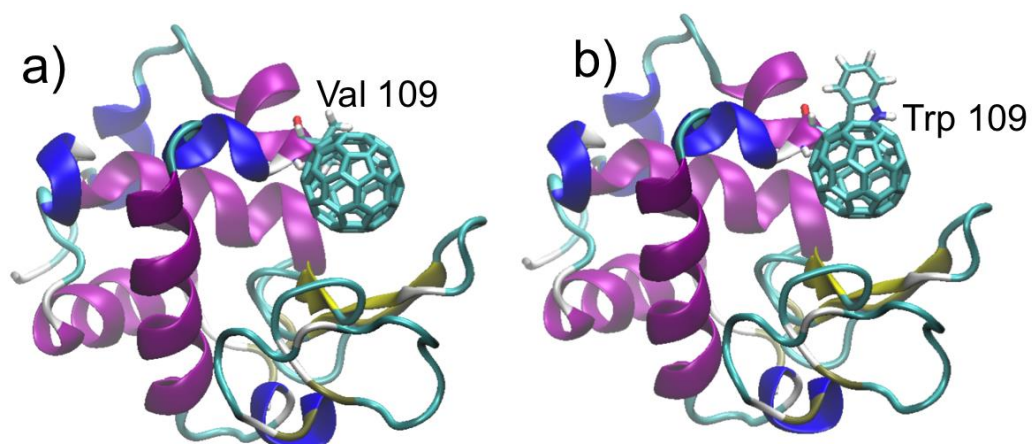


Figure S7. a) Wild-Type Lysozyme in complex with C₆₀ - Residue Val 109, b) Mutated Lysozyme V109W.