

BMJ Open Burden of multimorbidity in relation to age, gender and immigrant status: a cross-sectional study based on administrative data

Jacopo Lenzi, Vera Maria Avaldi, Paola Rucci, Giulia Pieri, Maria Pia Fantini

To cite: Lenzi J, Avaldi VM, Rucci P, *et al*. Burden of multimorbidity in relation to age, gender and immigrant status: a cross-sectional study based on administrative data. *BMJ Open* 2016;**6**: e012812. doi:10.1136/bmjopen-2016-012812

► Prepublication history and additional material is available. To view please visit the journal (<http://dx.doi.org/10.1136/bmjopen-2016-012812>).

Received 25 May 2016
Revised 31 August 2016
Accepted 25 October 2016



CrossMark

Department of Biomedical and Neuromotor Sciences, Alma Mater Studiorum—University of Bologna, Bologna, Italy

Correspondence to
Professor Maria Pia Fantini;
mariapia.fantini@unibo.it

ABSTRACT

Objectives: Many studies have investigated multimorbidity, whose prevalence varies according to settings and data sources. However, few studies on this topic have been conducted in Italy, a country with universal healthcare and one of the most aged populations in the world. The aim of this study was to estimate the prevalence of multimorbidity in a Northern Italian region, to investigate its distribution by age, gender and citizenship and to analyse the correlations of diseases.

Design: Cross-sectional study based on administrative data.

Setting: Emilia-Romagna, an Italian region with ~4.4 million inhabitants, of which almost one-fourth are aged ≥65 years.

Participants: All adults residing in Emilia-Romagna on 31 December 2012. Hospitalisations, drug prescriptions and contacts with community mental health services from 2003 to 2012 were traced to identify the presence of 17 physical and 9 mental health disorders.

Primary and secondary outcome measures:

Descriptive analysis of differences in the prevalence of multimorbidity in relation to age, gender and citizenship. The correlations of diseases were analysed using exploratory factor analysis.

Results: The study population included 622 026 men and 751 011 women, with a mean age of 66.4 years. Patients with multimorbidity were 33.5% in 75 years and >60% among patients aged ≥90 years; among patients aged ≥65 years, the proportion of multimorbidity was 39.9%. After standardisation by age and gender, multimorbidity was significantly more frequent among Italian citizens than among immigrants. Factor analysis identified 5 multimorbidity patterns: (1) psychiatric disorders, (2) cardiovascular, renal, pulmonary and cerebrovascular diseases, (3) neurological diseases, (4) liver diseases, AIDS/HIV and substance abuse and (5) tumours.

Conclusions: Multimorbidity was highly prevalent in Emilia-Romagna and strongly associated with age. This finding highlights the need for healthcare providers to adopt individualised care plans and ensure continuity of care.

Strengths and limitations of this study

- This is the first study conducted in Italy to assess the prevalence and pattern of multimorbidity and its distribution by age, gender and citizenship.
- This is a population-based study comprising all adults residing in the region of Emilia-Romagna, a large Italian region with ~4.4 million inhabitants, of which almost one-fourth are aged ≥65 years and >10% are foreign citizens.
- The use of administrative data may have underestimated multimorbidity, as they do not include primary care data.

INTRODUCTION

In the past decades, multimorbidity, that is, the co-occurrence of at least two chronic conditions in one individual, has increasingly become a challenge for healthcare services.¹

Barnett *et al*² estimated that, in Scotland, almost one-fourth of all individuals, and more than half of those with a chronic disorder, have multimorbidity. Multimorbidity is more common among women and older people,³ and is now considered the most prevalent chronic health condition in the overall population.⁴

It has been reported that people with multimorbidity have poorer quality of life and worse outcomes,⁵ and are frequent users of healthcare services.⁶ In fact, the treatment of multimorbidity results in high healthcare costs and involves multiple professionals. However, although many clinical guidelines are available for the management of specific chronic conditions, such as hypertension, diabetes and heart failure, there is a lack of evidence-based integrated treatments for patients with multiple diseases.⁷ So, the treatment of multimorbidity would require a holistic approach to cope with patients' complex healthcare needs,^{8 9} and continuity of care



should be ensured to multimorbid patients.^{10 11} Primary care has thus a key role in managing multimorbidity, as it is person-focused rather than disease-focused, it is continuous over time and co-ordinates specialist care when necessary.^{12 13}

Many studies were conducted to investigate the prevalence of multimorbidity in different countries, but results may differ according to the diseases considered, the age of the population, settings and data sources.³ Of note, few studies on this topic have been conducted in Italy, a country with universal healthcare and one of the most aged populations in the world.

The aim of the present study was to estimate the prevalence of multimorbidity in Emilia-Romagna (Italy), to investigate its distribution by age, gender and citizenship and to analyse the correlations of diseases.

METHODS

Study design and participants

This cross-sectional study is based on demographic and clinical data retrieved from five data sources linked using the patient's identification code:

1. The hospital discharge record (HDR) database, which includes demographic characteristics, admission referral source, admission and discharge dates, main diagnosis, up to five secondary diagnoses, up to six interventions (identified using the ICD-9-CM coding system) and discharge status. HDRs are sent by all public and private hospitals to the Regional Authority and on a regular basis from the Regional Authority to the Ministry of Health after data quality control. Since 1995, the diagnosis-related group system has been systematically used to allocate funds to hospitals and to monitor quality of care and outcomes.
2. The mental health information system. This register was implemented in 2005 for administrative and clinical epidemiological purposes. All adult patients who have at least one contact with the community mental health centres (CMHCs) are recorded in the database, which includes demographic characteristics, the ICD-9-CM diagnosis and information of each type of intervention administered.
3. Residential mental healthcare discharge records, a database active since 2008 that includes mandatory information on patients discharged from non-profit or accredited private facilities, that is, admission and discharge dates, main diagnosis and discharge status. Accredited facilities are private hospitals where fees are reimbursed by the Italian National Health Service if the patient is an official resident in Italy.
4. The outpatient pharmaceutical database, which contains information on patients' gender and age, prescriptions (substance name, ATC System code—V.2013, trade name, date of prescription filling and number of packages) and prescribers. This register includes drugs reimbursed by the healthcare system

that are prescribed by the general practitioner or a specialist, or directly delivered by the hospital pharmacies.

5. The regional mortality register database, which contains information on patients' demographic characteristics as well as date, place and cause of death. This database was used to identify patients who alive on the prevalence date.

The study population comprised of all adults (aged ≥ 18 years) who were residing in the region of Emilia-Romagna on 31 December 2012. Emilia-Romagna is a Northern Italian region with ~ 4.4 million inhabitants, of which almost one-fourth are aged ≥ 65 years and $>10\%$ are foreign citizens—one of the highest proportion among all Italian regions.

In Italy, all residents are registered with the National Health Service that provides uniform and comprehensive care. Under the Italian Constitution and its recent modification (2001), the State has exclusive power to set the 'essential levels of care' for all residents throughout the country, whereas the regions have responsibility for the organisation and administration of publicly financed healthcare. Primary healthcare is provided by general practitioners remunerated on a capitation base/formula; they are in charge of providing care and assess patients' needs, order diagnostic procedures, prescribe drugs and refer patients to specialists and hospitals. They thus act as 'gatekeepers' for the system and ensure continuity of care to patients with chronic diseases.

Foreign citizens with regular stay permit are entitled to registration with the Italian National Health Service and to the same treatment as Italian citizens with reference to contributory burden and healthcare provided. Irregular immigrants, that is, without stay permit, can be assisted as 'temporarily present foreigners': they are provided a special card that ensures basic and specialised health services. Doctors in emergency services are not asked to report migrants who have no residence permit (law 94/2009 'Norms on public security'). In Emilia-Romagna, hospitalisation is lower among immigrants than among Italians, for men and women, when excluding obstetric causes. Even if hospital admissions of immigrants increased from 3.1% of total in 2002 to 7.4% in 2009, the number continues to be lower compared with hospital admissions of residents. However, immigrants tend to have more frequently urgent hospitalisations, probably due to limited knowledge of community health services and general practitioners.¹⁴

Definition of multimorbidity

No standard approach for the measurements of multimorbidity exists, and selection and definition of the diseases to be considered is inevitably subjective and dependent on the data available.² In the present study, we sought to identify all diseases recommended as core for any multimorbidity measure in a systematic review,¹⁵ and which are likely to have a significant impact on patients in terms of need for chronic treatment,

reduced function, reduced quality of life and risk of future morbidity and mortality. However, in Italy, electronic clinical records for primary care are not available because general practitioners are not requested to collect information about diseases. Thus, we tracked the presence of a number of diseases using information on hospital discharges, contacts with community mental health services and accredited residential facilities, and drug prescriptions.

Specifically, 16 physical illnesses were defined using the comorbidity ICD-9-CM coding algorithms developed by Charlson *et al*¹⁶ and Elixhauser *et al*,¹⁷ and enhanced by Quan *et al*,¹⁸ whereas 10 mental health disorders were tracked using an ad hoc ICD-9-CM coding algorithm.¹⁹ We also used drug prescriptions for tracking hypertension, diabetes, bipolar disorder, depression and anxiety—all diseases that, in Italy, are managed to a large extent by general practitioners. Table 1 provides further details of definitions and the 26 diseases included in the study. Complete lists of ICD-9-CM codes and ATC codes used for defining the 26 diseases are provided in online supplementary files 1 and 2, respectively. In online supplementary file 3, we have displayed the percentage contribution of hospitalisations and drug prescriptions in defining hypertension, diabetes, bipolar disorder, depression and anxiety.

As in most other studies,¹⁵ we defined multimorbidity as the co-occurrence of two or more diseases in one patient.

Statistical analyses

We used graphical displays for descriptive analysis of differences in the prevalence of morbidity and multimorbidity across age groups and between women and men. Age- and gender-standardised prevalence of multimorbidity among foreign citizens was calculated using the Italian population resident in the region of Emilia-Romagna on 31 December 2012 as the standard population. Differences across age-groups, between women and men and between Italians and foreigners were assessed using the χ^2 test.

The correlations of the 26 conditions were analysed using exploratory factor analysis, as suggested by Schäfer *et al*,²⁰ and using the iterated principal factor method. We used a tetrachoric correlation matrix for factor analysis: in doing so, we made the assumption that all the dichotomous diagnoses (presence or absence of the disease) reflected an underlying continuous latent trait, that is, that the chronic conditions included in the multimorbidity count had a progressive course and got diagnosed if a certain threshold was reached during this course. The factors resulting from this analysis can be interpreted as multimorbidity patterns (ie, clusters of diagnoses frequently associated with each other), and each factor loading represents the association of the specific disease with a pattern. As a measure of model fit, we reported the proportion of variance of the data accounted for by the multimorbidity patterns. The

extraction criterion for factors was a minimum eigenvalue of 1. Factor loadings of 0.30 or more were considered relevant and reported in the results. Since we assumed that multimorbidity factors were associated with each other, we used an oblique (oblimin) rotation of factor loading matrices. Spearman's ρ was used to analyse the relationship of factor scores with age, gender and citizenship.

All analyses were conducted using Stata software, V.13 (StataCorp, 2013, *Stata Statistical Software: Release 13*, College Station, Texas, USA: StataCorp LP).

Ethics statement

The study was exempt from approval from the Ethics Committee of Emilia-Romagna. It was conducted in conformity with the regulations for data management from the Regional Health Authority of Emilia-Romagna, and with the Italian *Code of conduct and professional practice applying to processing of personal data for statistical and scientific purposes* (art. 20–21, legislative decree 196/2003; <http://www.garanteprivacy.it/web/guest/home/docweb/-/docweb-display/docweb/1115480>) published in the Official Journal no. 190 of August 14, 2004, which explicitly exempts the need for approval from the Ethics Committee when using anonymous data (Preamble number 8).

In Italy, anonymous administrative data-gathering is subject to the law *Protection of individuals and other subjects with regard to the processing of personal data, ACT no. 675 of 31.12.1996* (amended by Legislative Decree no. 123 of 09.05.1997, no. 255 of 28.07.1997, no. 135 of 08.05.1998, no. 171 of 13.05.1998, no. 389 of 6.11.1998, no. 51 of 26.02.1999, no. 135 of 11.05.1999, no. 281 of 30.07.1999, no. 282 of 30.07.1999 and no. 467 of 28.12.2001) (<http://www.privacy.it/legge675encoord.html>).

Data were anonymised prior to the analysis at the regional statistical office, and each patient was assigned a unique identifier that eliminates the ability to trace the patient's identity or other sensitive data. As anonymised administrative data are used routinely for health-care management, no specific written informed consent was needed to use the patient information.

All procedures performed in this study were in accordance with the 1964 Helsinki Declaration and its later amendments.

RESULTS

We analysed data from 3 759 836 adults residing in the region of Emilia-Romagna on 31 December 2012 (women: 1 956 857, 52.0%; aged ≥ 65 years: 1 018 053, 27.1%; immigrants: 422 834, 11.2%). A total of 2 386 799 participants (63.5%) had no disease, whereas 798 829 (21.2%) had one disease and 574 208 (15.3%) two or more diseases. The demographic characteristics of the study population (ie, patients with one or more diseases) are provided in table 2. The mean number of diseases by age, gender and citizenship is also reported.

Table 1 List of the 26 diseases included in multimorbidity count

Condition	Variable definition	Mental/physical health condition	Observation period	Data source
Myocardial infarction	Diagnosis code ever recorded	Physical	2003–2012	HDR
Congestive heart failure	Diagnosis code ever recorded	Physical	2003–2012	HDR
Peripheral vascular disease	Diagnosis code ever recorded	Physical	2003–2012	HDR
Cerebrovascular disease	Diagnosis code ever recorded	Physical	2003–2012	HDR
Hypertension	Diagnosis code ever recorded or ≥ 2 antihypertensive prescriptions over 12 months	Physical	2003–2012	HDR, OPD
Dementia, including Alzheimer's disease	Diagnosis code ever recorded	Physical and/or mental	2003–2012	HDR, MHIS, RMHDR
Chronic pulmonary disease	Diagnosis code ever recorded	Physical	2003–2012	HDR
Rheumatic disease	Diagnosis code ever recorded	Physical	2003–2012	HDR
Peptic ulcer disease	Diagnosis code ever recorded	Physical	2003–2012	HDR
Liver disease	Diagnosis code ever recorded	Physical	2003–2012	HDR
Diabetes	Diagnosis code ever recorded or ≥ 2 antidiabetic prescriptions over 12 months	Physical	2003–2012	HDR, OPD
Paralysis	Diagnosis code ever recorded	Physical	2003–2012	HDR
Other neurological disorders	Diagnosis code ever recorded	Physical	2003–2012	HDR
Renal disease	Diagnosis code ever recorded	Physical	2003–2012	HDR
Any malignancy, including lymphoma and leukaemia, except malignant neoplasm of skin	Diagnosis code ever recorded	Physical	2008–2012	HDR
Metastatic solid tumour	Diagnosis code ever recorded	Physical	2008–2012	HDR
AIDS/HIV	Diagnosis code ever recorded	Physical	2003–2012	HDR
Schizophrenia and psychosis	Diagnosis code ever recorded	Mental	2003–2012	HDR, MHIS, RMHDR
Bipolar disorder	Diagnosis code ever recorded or ≥ 4 lithium prescriptions over 12 months	Mental	2003–2012	HDR, MHIS, RMHDR, OPD
Depression	Diagnosis code ever recorded or ≥ 4 antidepressant prescriptions over 12 months	Mental	2012	HDR, MHIS, RMHDR, OPD
Dysthymia	Diagnosis code ever recorded	Mental	2003–2012	HDR, MHIS, RMHDR
Anxiety, dissociative and somatoform disorders	Diagnosis code ever recorded or ≥ 4 anxiolytic/hypnotic prescriptions over 12 months	Mental	2012	HDR, MHIS, RMHDR, OPD
Personality disorders	Diagnosis code ever recorded	Mental	2003–2012	HDR, MHIS, RMHDR
Substance use disorders	Diagnosis code ever recorded	Mental	2003–2012	HDR, MHIS, RMHDR
Intellectual disabilities	Diagnosis code ever recorded	Mental	2003–2012	HDR, MHIS, RMHDR
Other mental disorders	Diagnosis code ever recorded	Mental	2003–2012	HDR, MHIS, RMHDR

For conditions which have lifelong implications such as diabetes, we defined the presence of the condition on the basis of a diagnosis code ever being recorded between 2003 and 2012. For malignancies, depression and anxiety, we defined the presence of the morbidity in a shorter observation period. For MHIS and RMHDR databases, the observation period starts 2005 and 2008, respectively. HDR, hospital discharge record; MHIS, mental health information system; OPD, outpatient pharmaceutical database; RMHDR, residential mental healthcare discharge record.

Figure 1 shows the prevalence of each disease by gender. The prevalence of hypertension (men: 27.8%, women: 31.1%; $\chi^2=4700$, $p<0.001$), depression (2.6%, 5.9%; $\chi^2=25\ 000$, $p<0.001$), anxiety (0.8, 1.5%; $\chi^2=3800$, $p<0.001$), dementia (0.8%, 1.4%; $\chi^2=3500$, $p<0.001$) and dysthymia

(0.5%, 1.2%; $\chi^2=5900$, $p<0.001$) was higher among women, whereas diabetes (6.6%, 5.4%; $\chi^2=2200$, $p<0.001$), chronic pulmonary disease (2.8%, 2.1%; $\chi^2=1800$, $p<0.001$), myocardial infarction (2.4%, 1.0%; $\chi^2=12\ 000$, $p<0.001$), peripheral vascular disease (1.9%, 0.9%; $\chi^2=7700$, $p<0.001$)

Table 2 Demographic characteristics of the study population

Demographic characteristic	N=1 373 037	Average number of chronic diseases per patient
Gender, n (%)		
Male	622 026 (45.3)	1.82
Female	751 011 (54.7)	1.73
Age, mean±SD	66.4±15.3	
Age group, n (%)		
18–24	11 290 (0.8)	1.33
25–29	11 427 (0.8)	1.35
30–34	18 408 (1.3)	1.36
35–39	32 945 (2.4)	1.37
40–44	52 746 (3.8)	1.38
45–49	78 260 (5.7)	1.41
50–54	100 065 (7.3)	1.44
55–59	119 252 (8.7)	1.48
60–64	146 964 (10.7)	1.56
65–69	162 103 (11.8)	1.66
70–74	179 168 (13.0)	1.79
75–79	169 422 (12.3)	1.98
80–84	141 493 (10.3)	2.19
85–89	97 494 (7.1)	2.39
≥90	52 000 (3.8)	2.47
Citizenship, n (%)		
Italian	1 321 716 (96.3)	1.78
Non-Italian	51 321 (3.7)	1.40
European Union	9834 (19.2)	1.40
Central and Eastern Europe	16 982 (33.1)	1.38
Other European countries	481 (0.9)	1.80
North Africa	8433 (16.4)	1.46
West Africa	4533 (8.8)	1.34
East Africa	457 (0.9)	1.55
Central and Southern Africa	284 (0.6)	1.28
Africa		
Western Asia	428 (0.8)	1.44
Central and Southern Asia	4251 (8.3)	1.45
East Asia	3123 (6.1)	1.33
Northern America	120 (0.2)	1.67
Latin America	2066 (4.0)	1.45
Oceania	13 (0.03)	1.62
Unknown	316 (0.6)	1.51

and renal disease (1.1%, 0.7%; $\chi^2=1800$, $p<0.001$) were more common among men. **Figure 2** shows the prevalence of the 26 diseases by age group—dark blocks represent high prevalence values, whereas light blocks represent low prevalence values. The prevalence of all diseases increased with age, with the exception of AIDS/HIV and some psychiatric disorders (schizophrenia and psychosis, bipolar disorder, personality disorders, substance use disorders and intellectual disabilities and other mental disorders).

On 31 December 2012, in Emilia-Romagna, patients with a single disease were 798 829 (21.2%), whereas

patients with multimorbidity were 574 208 (15.3%). The prevalence of morbidity differed significantly by gender (men: 19.4%, women: 22.9%; $\chi^2=25\ 000$, $p<0.001$), as well as the prevalence of multimorbidity (men: 15.1%, women: 15.4%; $\chi^2=85.38$, $p<0.001$). However, in this latter case, the significance of the test seemed to be caused by the large size of the study population, rather than by the actual difference between the two prevalence values.

The proportion of people with multimorbidity increased significantly with age (**figure 3**), from 19.1% in those aged 60–64 years up to 60.8% in the ≥90-year group (χ^2 for trend=700 000, $p<0.001$); among old patients (aged ≥65 years), the proportion of multimorbidity was 39.9%. Italian citizens with a single disease were 19.9% and those with multimorbidity were 14.4%, whereas among immigrants these prevalence values, standardised by gender and age, were significantly lower (15.0% and 9.3%, respectively, $\chi^2=8200$, $p<0.001$).

Exploratory factor analysis of diseases identified five patterns (**table 3**). The first factor includes psychiatric disorders; the second factor includes cardiovascular, renal, pulmonary and cerebrovascular diseases; the third factor comprises neurological diseases; the fourth factor includes liver diseases, AIDS/HIV and substance abuse; the fifth factor includes tumours. As for the association between factor scores and demographic characteristics, we found that the only correlation coefficient close to 0.30 was that between multimorbidity pattern 2 and age (Spearman's $\rho=0.27$, $p<0.001$), indicating that the presence of cardiovascular, renal, pulmonary and/or cerebrovascular diseases was more common among older than younger age groups.

DISCUSSION

In this population-based cross-sectional study, one of the six adults were multimorbid, whereas among older people (aged ≥65 years) this proportion was more than one of three. This result is consistent with the range of prevalence values found in other studies on multimorbidity,^{21–23} although very close to the lower boundary of this range (12.9% for participants aged ≥18 years). A possible explanation is that administrative databases contain only information about people seeking treatment in public services and accredited facilities. Therefore, a prevalence of 15.3% only reflects attended morbidity. Another reason for this results is the lack of a more comprehensive selection of diagnoses, including other relevant conditions mentioned in systematic reviews. It is also worth noting that, in line with other studies,^{24–26} the proportions of men and women presenting more than one chronic disease were very similar.

The Italian National Institute of Statistics (Istat) reported that, in 2012, multimorbidity affected 20.4% of the Italian population (49.4% in participants aged 54–74 years and 69.4% in participants aged ≥90 years) (<http://www.istat.it/it/archivio/5471>). These figures

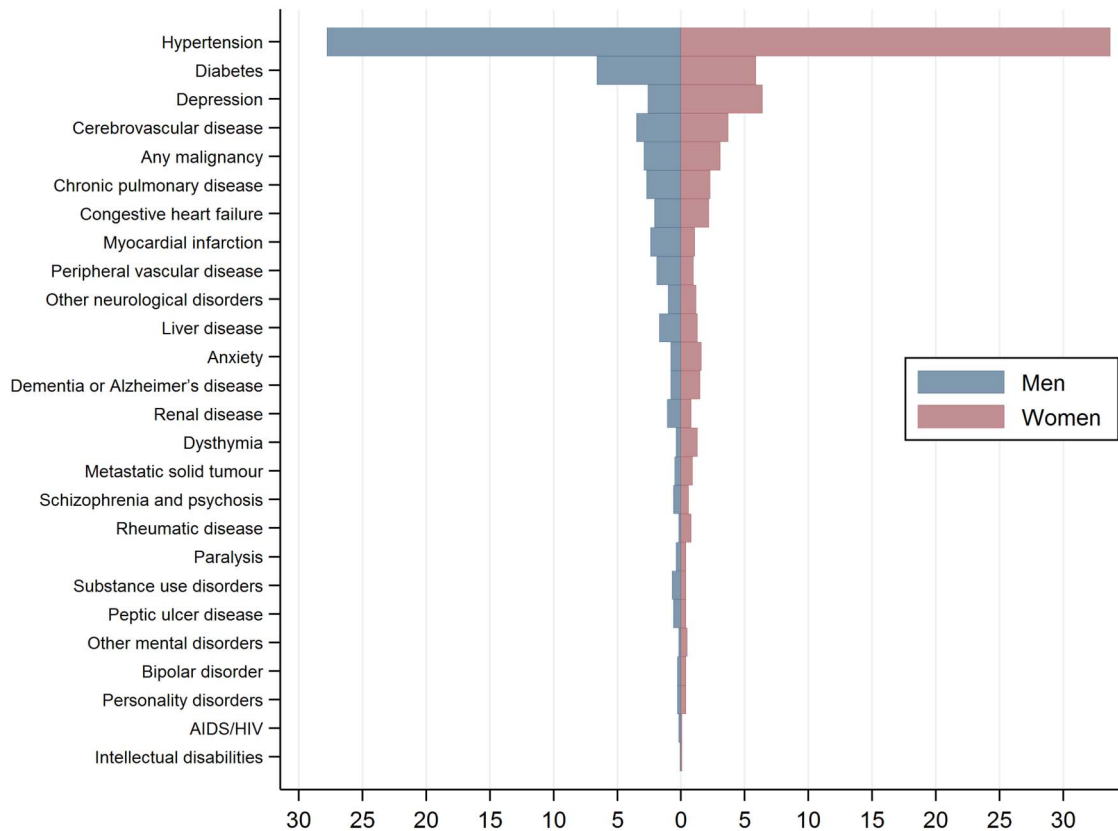


Figure 1 Prevalence values (%) of single diseases by gender.

differ from those presented in this study for two possible reasons: first, Istat included in multimorbidity count some chronic diseases that we did not detect (ie, celiac disease, allergies, migraine and osteoporosis); second, the Istat survey is based on self-reported information, thus possibly overestimating the prevalence of some chronic health diseases.

When we examined each disease separately we found, consistently with other studies, that hypertension, diabetes and depression were highly prevalent,^{27 28} with some variation between genders (ie, hypertension and depression more common among women, and diabetes more common among men). In general, we found a high prevalence of hypertension, diabetes, depression, cerebrovascular disease, non-metastatic tumours, chronic pulmonary disease, congestive heart failure and myocardial infarction—all diseases that, according to the literature, should be included in every multimorbidity index.^{15 29}

As expected, we found that multimorbidity was strongly associated with increasing age. This finding corroborates many other studies^{2 3 30 31} and may be explained by the longer exposure and increased vulnerability in older persons to risk factors for chronic health problems.³ Age-related multimorbidity has major financial and social implications, as populations are rapidly ageing in most countries, including developing countries and those in transition. Indeed, the burden of

chronic disease is the biggest financial challenge to countries and healthcare systems worldwide.³²

Of interest, immigrants had fewer diseases than Italian citizens. A possible explanation is that immigrants, presumably of first generation and looking for manual jobs that require intense physical work, are on average healthier than native-born. This phenomenon has been defined as the 'healthy immigrant effect'.^{33 34} However, it is more plausible that these figures reflect the well-known lower access of immigrants to healthcare and particularly specialist healthcare.³⁵

Using factor analysis, we identified some relevant disease patterns. Comparing our results with those of other studies is difficult because of different diseases, data sources, populations and setting considered. Still, like Islam *et al*,²⁸ we found the tumours constitute a distinct pattern, probably because risk factors for cancer may be specific. Moreover, similarly to many other studies,^{21 26 27 36 37} we found a strong association between cardiovascular, renal, pulmonary and cerebrovascular diseases, suggesting that this pattern is part of the natural biological and pathological course of these illnesses, such as inflammation, hypoxia, oxidative stress or ageing, and is related to general risk factors such as smoking or pollution.³⁸ In line with Barnett *et al*,² we also found that psychiatric disorders tended to correlate with each other and were not associated with age. Finally, we found a multimorbidity pattern composed of

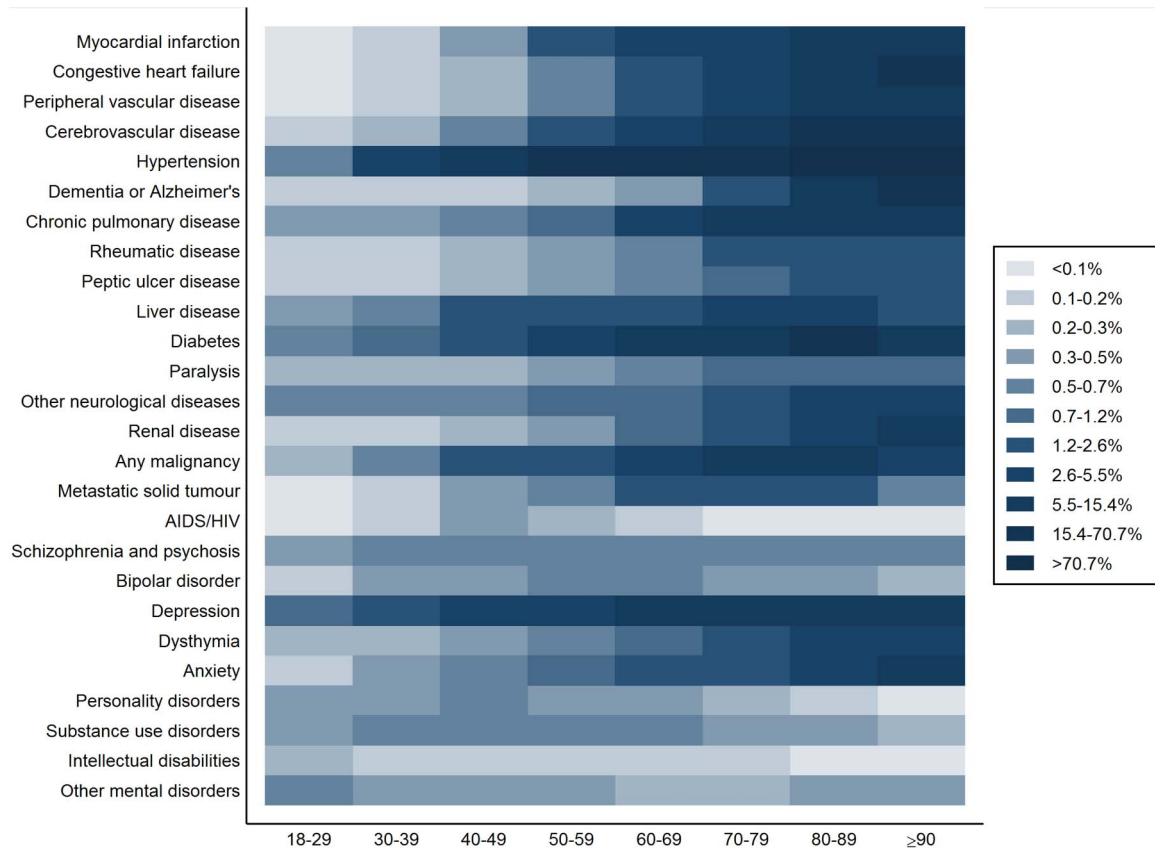


Figure 2 Prevalence values (%) of single diseases by age group. Notes: Dark blocks represent high prevalence values, whereas light blocks represent low prevalence values. Cut-points of percentiles are displayed in the legend.

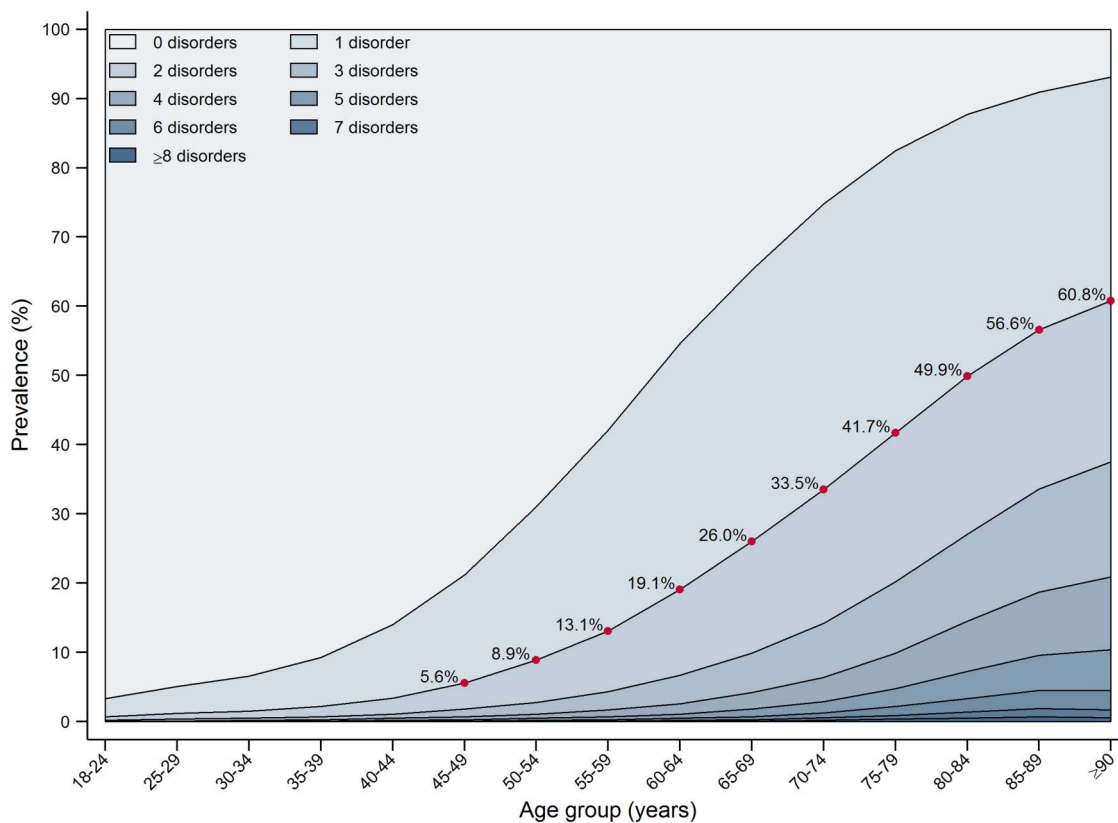


Figure 3 Number of chronic diseases by age group. Notes: Red dots indicate the prevalence of multimorbidity by age group.

**Table 3** Multimorbidity patterns derived from factor analysis

	Multimorbidity pattern				
	1	2	3	4	5
	Psychiatric disorders	Cardiovascular, renal, pulmonary and cerebrovascular diseases	Neurological diseases	Liver diseases, AIDS/HIV and substance use	Tumours
Eigenvalue	4.42	3.37	1.89	1.34	1.04
Proportion of variance	0.37	0.28	0.15	0.11	0.09
Cumulative proportion	0.37	0.65	0.80	0.91	1.00
Condition					
Personality disorders	0.77			0.34	
Bipolar disorder	0.74				
Schizophrenia and psychosis	0.60				
Dysthymia	0.55				
Anxiety, dissociative and somatoform disorders	0.54				
Depression	0.44				
Other mental disorders	0.43				
Congestive heart failure		0.80			
Renal disease		0.67			
Peripheral vascular disease		0.61			
Myocardial infarction		0.56			
Chronic pulmonary disease		0.54			
Cerebrovascular disease		0.505	0.504		
Hypertension		0.42	-0.30	-0.39	-0.38
Dementia, including Alzheimer's disease	0.32	0.38	0.37		
Neurological disorders other than paralysis			0.74		
Paralysis			0.72		
Intellectual disabilities			0.47		
Liver disease				0.74	
AIDS/HIV				0.63	
Substance use disorders	0.46			0.55	
Any malignancy, including lymphoma and leukaemia, except malignant neoplasm of skin					0.95
Metastatic solid tumour					0.87
Rheumatic disease					
Peptic ulcer disease					
Diabetes					
Correlation (Spearman's ρ) with:					
Age	0.08	0.27	0.04	-0.15	0.02
Female	0.10	-0.12	0.04	-0.09	0.03
Non-Italian citizenship	-0.02	-0.01	-0.01	0.05	-0.004

Factor loadings <0.30 are not reported.

liver diseases (ie, chronic hepatitis and cirrhosis), AIDS/HIV and substance use, which is consistent with evidence that liver and infective diseases are common in patients with substance use disorder.

Our results provide useful insights as regards the implementation of healthcare policies and the organisation of healthcare services. Although the evidence base for the management of multimorbidity appears to be thin and much more research is still needed,⁸ it is now well recognised that best practice should focus on the prevention of common risk factors and an orientation of

treatment towards the improvement of functional limitations.²¹ These are core functions of primary care professionals, and particularly of general practitioners, who are asked to have a broad knowledge base, be able to coordinate care across a range of different specialist services, have good judgement to balance competing priorities, inquire about patient preferences during a consultation and, as a whole, refine the treatment to multimorbid patients to promote better and more consistent management and self-management of the illnesses.^{6 9 39} Therefore, the high prevalence of

multimorbidity in older patients underscores the urgent need for providing these care interventions on a routine delivery system.

The identification of clustering of conditions in patients with multimorbidity is no less important for three main reasons:²¹ from an aetiological perspective, to understand what makes conditions tend to co-occur with the aim to prevent their development in the first place; from a clinical perspective, to identify therapeutic approaches that allow the tailoring of care for significant strata of people with a given condition or combination of conditions and from a policy perspective, to target more common disease combinations and orient the delivery of care with the aim to ensure that the resources match the needs of patients of the same cluster.

The implications of our study need to be interpreted in light of the study's limitations. First, the use of administrative data may have underestimated multimorbidity. In fact, during the observation period, a number of participants suffering from chronic diseases (in particular psychiatric disorders) may have never sought care, been hospitalised or been prescribed long-term drug therapies. Moreover, the underestimation of multimorbidity may have been differential, that is, more pronounced for some patients rather than others (presumably older people and immigrants). However, in order to improve the accuracy of our estimates, we extended the observation period to several years and integrated different data sources, including hospital records and prescriptions, as suggested by other authors.^{40 41} Second, we did not use antipsychotic prescriptions to identify patients with dementia because these drugs are quite non-specific in their effect and are commonly prescribed also for a large number of severe psychiatric disorders, including schizophrenia, mania, agitated psychotic depression and paranoid disorders. Third, hypertension and depression were traced using some drugs that are prescribed also for heart failure, ischaemic heart disease and neuropathic pain, thus increasing the sensitivity of the disease count but lowering the specificity. Fourth, it is possible that a study period of 10 years, from 2003 to 2012, was not long enough to detect thoroughly all chronic diseases, especially for the elderly, once again possibly underestimating the number of morbid and multimorbid patients; an excessively long observation period, however, may lead to the inclusion of conditions with a prolonged course but which are not active at the time of the study.²³ It is also worth noting that our study included the periods preceding and following the global financial crisis, and this may have overestimated the prevalence of some diseases which we investigated only in the post-crisis period such as depression and anxiety; for the same reason, estimates may have been inflated to some degree for younger people. Fifth, we did not include in the multimorbidity count a number of relevant conditions mentioned in systematic reviews, such as osteoporosis, angina, arthritis, cardiac arrhythmia, thyroid disease, anaemia, dyslipidaemia and obesity. We are well aware that this issue leads to

an underestimation of multimorbidity and makes comparison with other studies difficult; still, our choice was conditioned by the fact that these diseases are not present in the algorithms developed by Charlson and Elixhauser, are managed to a large extent by general practitioners and are characterised by differences and variety in the case definition. For all these reasons, the multimorbidity prevalence estimates calculated in this study should be interpreted as the 'lower boundary' for the proportion of participants suffering from two or more chronic health disorders; to summarise, in Emilia-Romagna, the prevalence of multimorbid adults is not lower than 15% (40% among the elderly).

CONCLUSIONS

We found that multimorbidity was highly prevalent in Emilia-Romagna and strongly associated with age. We also found five predominant combinations of chronic conditions, suggesting that single disease-oriented clinical guidelines and pathways of care may be less effective than patient-centred care. These findings highlight the importance of planning studies that evaluate the impact of multimorbidity on health outcomes, costs and quality of care, and confirm the need for healthcare providers to promote access to healthcare, adopt individualised care plans and ensure continuity of care for patients who suffer from multiple chronic conditions.

Acknowledgements The authors thank Eleonora Verdini, Luca Cisbani, Stefano Sforza and Mila Ferri, from the Emilia-Romagna region, for providing data. The authors thank Elisabetta Poluzzi from the University of Bologna for her assistance in the development of the algorithm for the identification of mental health disorders and Stewart Mercer from the University of Glasgow for his assistance in writing the paper.

Contributors JL and MPF made substantial contributions to the conception and design, analysis and interpretation of data, drafted the article and revised it critically for important intellectual content, and approved final version to be published. VMA, PR and MPF were responsible for interpretation of data, drafted the article and revised it critically for important intellectual content, and approved the final version to be published. GP was involved in conception and design, revised the article critically for important intellectual content, and approved the final version to be published. MPF is a guarantor for the study.

Competing interests None declared.

Provenance and peer review Not commissioned; externally peer reviewed.

Data sharing statement Statistical code and raw data are available by emailing mariapia.fantini@unibo.it.

Open Access This is an Open Access article distributed in accordance with the Creative Commons Attribution Non Commercial (CC BY-NC 4.0) license, which permits others to distribute, remix, adapt, build upon this work non-commercially, and license their derivative works on different terms, provided the original work is properly cited and the use is non-commercial. See: <http://creativecommons.org/licenses/by-nc/4.0/>

REFERENCES

1. Mangin D, Heath I, Jamouille M. Beyond diagnosis: rising to the multimorbidity challenge. *BMJ* 2012;344:e3526.
2. Barnett K, Mercer SW, Norbury M, *et al.* Epidemiology of multimorbidity and implications for health care, research, and medical education: a cross-sectional study. *Lancet* 2012;380:37–43.



3. Marengoni A, Angleman S, Melis R, *et al.* Aging with multimorbidity: a systematic review of the literature. *Ageing Res Rev* 2011;10:430–9.
4. Tinetti ME, Fried TR, Boyd CM. Designing health care for the most common chronic condition—multimorbidity. *JAMA* 2012;307:2493–4.
5. Huntley AL, Johnson R, Purdy S, *et al.* Measures of multimorbidity and morbidity burden for use in primary care and community settings: a systematic review and guide. *Ann Fam Med* 2012;10:134–41.
6. Salisbury C, Johnson L, Purdy S, *et al.* Epidemiology and impact of multimorbidity in primary care: a retrospective cohort study. *Br J Gen Pract* 2011;61:e12–21.
7. van Weel C, Schellevis FG. Comorbidity and guidelines: conflicting interests. *Lancet* 2006;367:550–1.
8. Smith SM, Soubhi H, Fortin M, *et al.* Managing patients with multimorbidity: systematic review of interventions in primary care and community settings. *BMJ* 2012;345:e5205.
9. Salisbury C. Multimorbidity: redesigning health care for people who use it. *Lancet* 2012;380:7–9.
10. Haggerty JL, Reid RJ, Freeman GK, *et al.* Continuity of care: a multidisciplinary review. *BMJ* 2003;327:1219–21.
11. Guthrie B, Saultz JW, Freeman GK, *et al.* Continuity of care matters. *BMJ* 2008;337:a867.
12. Starfield B, Lemke KW, Herbert R, *et al.* Comorbidity and the use of primary care and specialist care in the elderly. *Ann Fam Med* 2005;3:215–22.
13. Starfield B. Is patient-centered care the same as person-focused care? *Perm J* 2011;15:63–9.
14. Pacelli B, Caranci N, Terri F, *et al.* *La salute della popolazione immigrata in Emilia-Romagna: contributo per un rapporto regionale. Agenzia sanitaria e sociale regionale dell'Emilia-Romagna*. Bologna, Italy: Agenzia sanitaria e sociale regionale dell'Emilia-Romagna, 2011.
15. Diederichs C, Berger K, Bartels DB. The measurement of multiple chronic diseases—a systematic review on existing multimorbidity indices. *J Gerontol A Biol Sci Med Sci* 2011;66:301–11.
16. Charlson ME, Pompei P, Ales KL, *et al.* A new method of classifying prognostic comorbidity in longitudinal studies: development and validation. *J Chronic Dis* 1987;40:373–83.
17. Elixhauser A, Steiner C, Harris DR, *et al.* Comorbidity measures for use with administrative data. *Med Care* 1998;36:8–27.
18. Quan H, Sundararajan V, Halfon P, *et al.* Coding algorithms for defining comorbidities in ICD-9-CM and ICD-10 administrative data. *Med Care* 2005;43:1130–9.
19. Lora A, Monzani E. *La qualità della cura nei disturbi mentali gravi in Lombardia*. Milan, Italy: Eupolis Lombardia, 2013.
20. Schäfer I, von Leitner E-C, Schön G, *et al.* Multimorbidity patterns in the elderly: a new approach of disease clustering identifies complex interrelations between chronic conditions. *PLoS ONE* 2010;5:e15941.
21. Violan C, Foguet-Boreu Q, Flores-Mateo G, *et al.* Prevalence, determinants and patterns of multimorbidity in primary care: a systematic review of observational studies. *PLoS ONE* 2014;9:e102149.
22. Pefoyo AJK, Bronskill SE, Gruneir A, *et al.* The increasing burden and complexity of multimorbidity. *BMC Public Health* 2015;15:415.
23. Orueta JF, Nuño-Solinis R, García-Alvarez A, *et al.* Prevalence of multimorbidity according to the deprivation level among the elderly in the Basque Country. *BMC Public Health* 2013;13:918.
24. Taylor AW, Price K, Gill TK, *et al.* Multimorbidity—not just an older person's issue. Results from an Australian biomedical study. *BMC Public Health* 2010;10:718.
25. van den Bussche H, Koller D, Kolonko T, *et al.* Which chronic diseases and disease combinations are specific to multimorbidity in the elderly? Results of a claims data based cross-sectional study in Germany. *BMC Public Health* 2011;11:101.
26. García-Olmos L, Salvador CH, Alberquilla Á, *et al.* Comorbidity patterns in patients with chronic diseases in general practice. *PLoS ONE* 2012;7:e32141.
27. Prados-Torres A, Calderón-Larrañaga A, Hanco-Saavedra J, *et al.* Multimorbidity patterns: a systematic review. *J Clin Epidemiol* 2014;67:254–66.
28. Islam MM, Valderas JM, Yen L, *et al.* Multimorbidity and comorbidity of chronic diseases among the senior Australians: prevalence and patterns. *PLoS ONE* 2014;9:e83783.
29. Mercer SW, Gunn J, Bower P, *et al.* Managing patients with mental and physical multimorbidity. *BMJ* 2012;345:e5559.
30. Kirchberger I, Meisinger C, Heier M, *et al.* Patterns of multimorbidity in the aged population. Results from the KORA-Age study. *PLoS ONE* 2012;7:e30556.
31. Salive ME. Multimorbidity in older adults. *Epidemiol Rev* 2013;35:75–83.
32. Wang HH, Wang JJ, Wong SY, *et al.* Epidemiology and multimorbidity in China and implications for the healthcare system: cross-sectional survey among 162,464 household residents in southern China. *BMC Med* 2014;12:188.
33. Gushulak B. Healthier on arrival? Further insight into the 'healthy immigrant effect'. *CMAJ* 2007;176:1439–40.
34. Buja A, Gini R, Visca M, *et al.* Prevalence of chronic diseases by immigrant status and disparities in chronic disease management in immigrants: a population-based cohort study, Valore Project. *BMC Public Health* 2013;13:504.
35. De Luca G, Ponzo M, Andrés AR. Health care utilization by immigrants in Italy. *Int J Health Care Finance Econ* 2013;13:1–31.
36. Formiga F, Ferrer A, Sanz H, *et al.* Patterns of comorbidity and multimorbidity in the oldest old: the Octabaix study. *Eur J Intern Med* 2013;24:40–4.
37. Garin N, Olaya B, Perales J, *et al.* Multimorbidity patterns in a national representative sample of the Spanish adult population. *PLoS ONE* 2014;9:e84794.
38. Garin N, Koyanagi A, Chatterji S, *et al.* Global multimorbidity patterns: a cross-sectional, population-based, multi-country study. *J Gerontol A Biol Sci Med Sci* 2016;71:205–14.
39. Sinnige J, Korevaar JC, Westert GP, *et al.* Multimorbidity patterns in a primary care population aged 55 years and over. *Fam Pract* 2015;32:505–13.
40. Orueta JF, Nuño-Solinis R, Mateos M, *et al.* Monitoring the prevalence of chronic conditions: which data should we use? *BMC Health Serv Res* 2012;12:365.
41. Chini F, Pezzotti P, Orzella L, *et al.* Can we use the pharmacy data to estimate the prevalence of chronic conditions? A comparison of multiple data sources. *BMC Public Health* 2011;11:688.

BMJ Open

Burden of multimorbidity in relation to age, gender and immigrant status: a cross-sectional study based on administrative data

Jacopo Lenzi, Vera Maria Aвали, Paola Rucci, Giulia Pieri and Maria Pia Fantini

BMJ Open 2016 6:
doi: 10.1136/bmjopen-2016-012812

Updated information and services can be found at:
<http://bmjopen.bmj.com/content/6/12/e012812>

These include:

References

This article cites 39 articles, 12 of which you can access for free at:
<http://bmjopen.bmj.com/content/6/12/e012812#BIBL>

Open Access

This is an Open Access article distributed in accordance with the Creative Commons Attribution Non Commercial (CC BY-NC 4.0) license, which permits others to distribute, remix, adapt, build upon this work non-commercially, and license their derivative works on different terms, provided the original work is properly cited and the use is non-commercial. See: <http://creativecommons.org/licenses/by-nc/4.0/>

Email alerting service

Receive free email alerts when new articles cite this article. Sign up in the box at the top right corner of the online article.

Topic Collections

Articles on similar topics can be found in the following collections

[Epidemiology](#) (1840)
[Public health](#) (1906)

Notes

To request permissions go to:
<http://group.bmj.com/group/rights-licensing/permissions>

To order reprints go to:
<http://journals.bmj.com/cgi/reprintform>

To subscribe to BMJ go to:
<http://group.bmj.com/subscribe/>