



ALMA MATER STUDIORUM
UNIVERSITÀ DI BOLOGNA

ARCHIVIO ISTITUZIONALE
DELLA RICERCA

Alma Mater Studiorum Università di Bologna
Archivio istituzionale della ricerca

Front propagation in anomalous diffusive media governed by time-fractional diffusion

This is the final peer-reviewed author's accepted manuscript (postprint) of the following publication:

Published Version:

Mentrelli, A., Pagnini, G. (2015). Front propagation in anomalous diffusive media governed by time-fractional diffusion. JOURNAL OF COMPUTATIONAL PHYSICS, 293, 427-441 [10.1016/j.jcp.2014.12.015].

Availability:

This version is available at: <https://hdl.handle.net/11585/550335> since: 2016-07-14

Published:

DOI: <http://doi.org/10.1016/j.jcp.2014.12.015>

Terms of use:

Some rights reserved. The terms and conditions for the reuse of this version of the manuscript are specified in the publishing policy. For all terms of use and more information see the publisher's website.

This item was downloaded from IRIS Università di Bologna (<https://cris.unibo.it/>).
When citing, please refer to the published version.

(Article begins on next page)

This is the final peer-reviewed accepted manuscript of:

Mentrelli, A., and G. Pagnini. "Front Propagation in Anomalous Diffusive Media Governed by Time-Fractional Diffusion." *Journal of Computational Physics*, vol. 293, 2015, pp. 427-441.

The final published version is available online at : <http://dx.doi.org/10.1016/j.jcp.2014.12.015>

Rights / License:

The terms and conditions for the reuse of this version of the manuscript are specified in the publishing policy. For all terms of use and more information see the publisher's website.

This item was downloaded from IRIS Università di Bologna (<https://cris.unibo.it/>)

When citing, please refer to the published version.

Front propagation in anomalous diffusive media governed by time-fractional diffusion

Andrea Mentrelli^{a,b}, Gianni Pagnini^{b,c}

^a*Department of Mathematics \mathcal{E}
Alma Mater Research Center on Applied Mathematics – (AM)²,
University of Bologna, via Saragozza 8, 40123 Bologna, Italy*

^b*BCAM – Basque Center for Applied Mathematics,
Alameda de Mazarredo 14, 48009 Bilbao, Basque Country – Spain*

^c*Ikerbasque – Basque Foundation for Science,
Calle de María Díaz de Haro 3, 48013 Bilbao, Basque Country – Spain*

Abstract

In this paper, a multi-dimensional model is proposed to study the propagation of random fronts in media in which anomalous diffusion takes place. The front position is obtained as the weighted mean of fronts calculated by means of the level set method, using as weight-function the probability density function which characterizes the anomalous diffusion process. Since anomalous diffusion is assumed to be governed by a time-fractional diffusion equation, its fundamental solution is the required probability density function. It is shown that this fundamental solution can be expressed in the multi-dimensional case in terms of the well-known \mathcal{M} -Wright/Mainardi function, as in the one-dimensional case. Making use of this representation for the practical purpose of numerical evaluation, the propagation of random fronts in two-dimensional subdiffusive media is discussed and investigated.

Keywords: random front propagation, Level Set Method, multidimensional time-fractional diffusion, \mathcal{M} -Wright/Mainardi function

2010 MSC: 60G22, 60K37, 35F21, 65M08

1. Introduction

Front propagation is of interest in several fields of applied science. In many cases, the propagating front is embedded in a medium characterized by a random motion and then by a diffusion process. In typical diffusion processes the mean square displacement of particles is a linear function of time. Nevertheless in some complex media diffusion processes show a non-linear relationship to time, as for example in biological systems [1, 2, 3], in fluids and plasmas [4] and in other systems [5]. In the latter case, the diffusion process is known as *anomalous diffusion* [6, 2, 1, 7].

Email addresses: andrea.mentrelli@unibo.it (Andrea Mentrelli), gpagnini@bcamath.org (Gianni Pagnini)

The aim of the present paper is to extend to the multi-dimensional case a recently developed one-dimensional model useful for the study of the propagation of fronts in media in which anomalous diffusion takes place [8].

The main items of the proposed approach are:

- the *average front* position is modelled by means of the level set method (LSM) [9];
- the spreading of interface particles around the average front is described by the probability density function (PDF) that characterizes the diffusive process;
- the *effective front* is obtained as the weighted mean of average fronts, by using as weight-function the PDF of particle spreading.

This approach to the study of random fronts was first proposed – in a context in which anomalous diffusion was not involved – to investigate the evolution of the burnt mass fraction in turbulent premixed combustion [10], and has recently been applied to wildland fire propagation [11, 12, 13, 14, 15]. In these studies, the chosen PDF was the Gaussian density function [10, 11, 12, 13, 14, 15], or a convolution of the Gaussian with an other PDF [13, 14, 15]. In the present study, since anomalous diffusion is assumed to be modelled by the time-fractional diffusion equation, i.e. a diffusion-like equation in which the first order derivative in time is replaced by a derivative operator of fractional order, the required PDF to be used as weight-function is the fundamental solution, or Green’s function, of this family of fractional partial differential equations.

It is well known that in the one-dimensional case that Green’s function is related to the \mathcal{M} -Wright/Mainardi function [16, 17, 18], which tends to the Gaussian function as the fractional order of the time derivative tends to one. The \mathcal{M} -Wright/Mainardi function is a well known function for the evaluation of which robust numerical algorithms exist [19]. However, the fundamental solution of the multidimensional time-fractional diffusion equation has a cumbersome representation [20] so that it is rather complicated to deal with for any practical purpose. Due to this difficulty, the extension discussed in this paper of the one-dimensional case investigated in [8] to the multi-dimensional cases is one of the highlights of the paper.

In the following it is shown that, by using an integral representation formula of the \mathcal{M} -Wright/Mainardi function [21], which is based on the one-dimensional Gaussian PDF, Green’s function for multi-dimensional cases (including the most interesting two- and three-dimensional cases) can be represented by the same integral formula involving the corresponding multi-dimensional Gaussian PDF. This formula strongly simplifies the representation of Green’s function provided in [20].

As previously mentioned, this PDF is integrated in the proposed approach that is based on the well-established LSM.

The LSM [22, 9] is one of the most widely used and successful tools for computing and analyzing the motion of a front and it has been adopted in many different problems, including turbulent premixed combustion [23], wildland fire propagation [24], groundwater infiltration [25], biology [26] and material science [27].

In the framework of the LSM, the location of the propagating front is obtained as a level set (for example the zero level set) of an auxiliary function solution of a Hamilton–Jacobi equation known as *level set equation*.

In this setting, sharp gradients and cusps can be easily accounted for and the effects of curvature may be easily incorporated. Then the LSM is particularly useful to handle problems in which the speed of the evolving interface is dependent on the interface properties, such as curvature and normal direction, as well as on the boundary conditions at the interface location. Hence, it is suitable for problems in which the topology of the evolving interface changes in time, like when topological merging and splitting occur.

In addition to these advantages, one key-feature of the level set method framework is that it allows to easily improve the physical model by progressively including more detailed interface effects that might influence the front propagation, as the dispersion effects of interface particles due to diffusive phenomena considered in this study.

The formalism of the proposed approach can be related to the Smoothed Particle Hydrodynamics (SPH) [28]. This framework is characterized by the robustness of its numerical implementation and it is well suited for many practical problems as fluid-structure interactions. However, the typical problems of SPH, namely the choice of the kernel function and of the smoothing length, are here avoided because they are straightforwardly determined by the particle PDF. This can be considered a positive feature of the present approach.

The presented approach can be related also to approaches used in turbulent premixed combustion, namely the LSM/G-equation [23] or the so-called *turbulent flame closure model* first proposed by Zimont [29, 30]. A discussion about how these frameworks are related to the one presented here might be found in [10].

Furthermore, the present approach is also connected to the so-called Stochastic Level Set Method (SLSM), developed and adopted in computer vision. Typical problems in this research area consist in recovering a certain surface or region through a shape optimization framework. However, classical methods suffer from being sometimes stuck in local minima. To overcome this difficulty, the SLSM has been developed. This method combines stochastic motion and the classical LSM [31, 32, 33] and adopts a decision mechanism. The SLSM is quite close to the approach here proposed, as in both models the interface location is obtained by solving the level set equation with a suitably randomized front speed. However, the final aims of the two methods are different, and so is the mathematical construction. In fact, in typical computer vision problems the final aim is not to compute the average shape after a large number of independent realizations, but to recover a certain shape with the frontline upon the derivation of a proper stochastic differential equation. In the present study, the interest is indeed focused on the average properties of the processes for applications in physics and engineering. Even if it could be possible to have average properties of the process obtained with the SLSM by performing the ensemble average of many independent realizations, the approach here proposed uses physical arguments to derive the PDF of the interface particle displacement instead of focusing on the selection of the correct stochastic differential equation, so it can be regarded as the averaged counterpart of the method adopted in computer vision. Despite this difference in the two models, the large available literature regarding SLSM is an important guideline for future derivation of stochastic models within the approach proposed here.

In analogy with studies on diffusion processes that describe the properties of the underlying stochastic processes by the particle PDF and averaged quantities, here the motion of random fronts is described as well in terms of an ensemble average resulting in

the mentioned effective front.

The paper is organized as follows. Section 2 contains the description of the LSM-based model used to study the propagation of a front embedded in a diffusive environment. In Section 3, it is recalled the time-fractional diffusion equation governing the dispersion of the interface particles and its solutions in the one-, two- and three-dimensional cases are discussed. In particular, it is shown a new representation of the Green's functions of the time-fractional diffusion equation, based on the Gaussian PDF, which can conveniently be used for computational purposes. Section 4 contains a discussion of the numerical methodology adopted for the calculation of Green's functions as well as the techniques adopted for the computation of the effective average front. Numerical results are also presented, including plots of the \mathcal{M} -Wright/Mainardi function for the one-, two- and three-dimensional cases as well as a selection of numerical results concerning two-dimensional front propagation in media in which anomalous diffusion takes place, restricting the attention to the case of *subdiffusive* processes, i.e. those processes whose particle displacement variance grows less than linearly in time. Finally, in Section 5, conclusions are drawn and some future developments are proposed.

2. Modelling approach

Let us consider a propagating interface composed of a sufficiently large number of particles with random motion. Let $\bar{\mathbf{x}}_0$ be a point of the interface at the initial instant $t = 0$, and let $\mathbf{X}^\omega(t, \bar{\mathbf{x}}_0)$ be the ω -realization of the trajectory of a particle P_0 located in $\bar{\mathbf{x}}_0$ at $t = 0$, such that $\mathbf{X}^\omega(0, \bar{\mathbf{x}}_0) = \bar{\mathbf{x}}_0$. By using statistical mechanics formalism [34], the trajectory of particle P_0 is described by the one-particle density function $p_d^\omega(\mathbf{x}; t) = \delta(\mathbf{x} - \mathbf{X}^\omega(t, \bar{\mathbf{x}}_0))$, where $\delta(\mathbf{x})$ is the Dirac δ -function and d represents the spatial dimension.

Let N_ω be the number of the independent realizations indexed by ω , denoting by $\langle \cdot \rangle$ the *ensemble average*, then the PDF of the displacement of the interface particle P_0 is written as

$$p_d(\mathbf{x}; t | \bar{\mathbf{x}}_0) = \frac{1}{N_\omega} \sum_{\omega=1}^{N_\omega} \delta(\mathbf{x} - \mathbf{X}^\omega(t, \bar{\mathbf{x}}_0)) = \langle \delta(\mathbf{x} - \mathbf{X}^\omega(t, \bar{\mathbf{x}}_0)) \rangle,$$

that can be understood as the PDF counterpart of the *empirical* distribution function [35]. If the density of particles embodying the interface is assumed to be constant during the interface evolution, then an incompressibility-like condition can be stated from the Jacobian J of the transformation $\bar{\mathbf{x}} \equiv \bar{\mathbf{x}}(t, \bar{\mathbf{x}}_0)$: $J = d\bar{\mathbf{x}}_0/d\bar{\mathbf{x}} = 1$. Finally, in terms of the average position $\bar{\mathbf{x}}$ of particle P_0 , it holds

$$p_d(\mathbf{x}; t | \bar{\mathbf{x}}) = \langle \delta(\mathbf{x} - \mathbf{X}^\omega(t, \bar{\mathbf{x}})) \rangle.$$

Let Γ be a simple closed surface, or an ensemble of simple non-intersecting closed surfaces, that represents the propagating interface under consideration and let Ω be the region bounded by Γ . In the case of an interface Γ made of more than one closed surface, the domain Ω is not simply connected, resulting in more than one bounded regions independently evolving. Moreover, let $\gamma : \mathcal{S} \times [0, +\infty[\rightarrow \mathbb{R}$ be a function defined on

the domain of interest $\mathcal{S} \subseteq \mathbb{R}^d$ such that the level set $\gamma(\mathbf{x}, t) = \gamma_*$ coincides with the evolving front, i.e. $\Gamma(t) = \{\mathbf{x} \in \mathcal{S} \mid \gamma(\mathbf{x}, t) = \gamma_*\}$. In the case of Γ being an ensemble of n surfaces, the ensemble of the n interfaces is considered as *interface*.

In a deterministic setting, the level set function $\gamma(\mathbf{x}, t)$ may be written as

$$\gamma(\mathbf{x}, t) = \int_{\mathcal{S}} \gamma(\bar{\mathbf{x}}, t) \delta(\mathbf{x} - \bar{\mathbf{x}}) d\bar{\mathbf{x}},$$

and the subsets of the domain \mathcal{S} corresponding to the interface Γ and to the region Ω enclosed by Γ (which represent, respectively, the interface and the domain bounded by it) may be conveniently described by two indicator functions $\mathcal{I}_{\Gamma}, \mathcal{I}_{\Omega} : \mathcal{S} \times [0, +\infty[\rightarrow \{0, 1\}$ defined as follows:

$$\mathcal{I}_{\Gamma}(\mathbf{x}, t) = \begin{cases} 1, & \text{if } \gamma(\mathbf{x}, t) = \gamma_* \\ 0, & \text{elsewhere,} \end{cases}$$

and

$$\mathcal{I}_{\Omega}(\mathbf{x}, t) = \begin{cases} 1, & \text{if } \gamma(\mathbf{x}, t) \leq \gamma_* \\ 0, & \text{elsewhere.} \end{cases} \quad (1)$$

130 The indicator functions at time $t = 0$, i.e. $\mathcal{I}_{\Gamma}(\mathbf{x}, t = 0)$ and $\mathcal{I}_{\Omega}(\mathbf{x}, t = 0)$, are denoted in the following as $\mathcal{I}_{\Gamma_0}(\mathbf{x})$ and $\mathcal{I}_{\Omega_0}(\mathbf{x})$, respectively.

In a random setting, the level set function corresponding to the ω -realization $\gamma^{\omega}(\mathbf{x}, t)$, which embeds the random front Γ^{ω} , for each realization is written as

$$\gamma^{\omega}(\mathbf{x}, t) = \int_{\mathcal{S}} \gamma(\bar{\mathbf{x}}, t) \delta(\mathbf{x} - \mathbf{X}^{\omega}(t, \bar{\mathbf{x}})) d\bar{\mathbf{x}}$$

and, accordingly, \mathcal{I}_{Γ} and \mathcal{I}_{Ω} are replaced by random indicator functions $\mathcal{I}_{\Gamma^{\omega}}, \mathcal{I}_{\Omega^{\omega}} : \mathcal{S} \times [0, +\infty[\rightarrow \{0, 1\}$ defined as follows:

$$\begin{aligned} \mathcal{I}_{\Gamma^{\omega}}(\mathbf{x}, t) &= \int_{\mathcal{S}} \mathcal{I}_{\Gamma_0}(\bar{\mathbf{x}}_0) \delta(\mathbf{x} - \mathbf{X}^{\omega}(t, \bar{\mathbf{x}}_0)) d\bar{\mathbf{x}}_0 \\ &= \int_{\Gamma_0} \delta(\mathbf{x} - \mathbf{X}^{\omega}(t, \bar{\mathbf{x}}_0)) d\bar{\mathbf{x}}_0 \\ &= \int_{\Gamma(t)} \delta(\mathbf{x} - \mathbf{X}^{\omega}(t, \bar{\mathbf{x}})) d\bar{\mathbf{x}}, \end{aligned}$$

and

$$\begin{aligned} \mathcal{I}_{\Omega^{\omega}}(\mathbf{x}, t) &= \int_{\mathcal{S}} \mathcal{I}_{\Omega_0}(\bar{\mathbf{x}}_0) \delta(\mathbf{x} - \mathbf{X}^{\omega}(t, \bar{\mathbf{x}}_0)) d\bar{\mathbf{x}}_0 \\ &= \int_{\Omega_0} \delta(\mathbf{x} - \mathbf{X}^{\omega}(t, \bar{\mathbf{x}}_0)) d\bar{\mathbf{x}}_0 \\ &= \int_{\Omega(t)} \delta(\mathbf{x} - \mathbf{X}^{\omega}(t, \bar{\mathbf{x}})) d\bar{\mathbf{x}}. \end{aligned}$$

In the case of a non-deterministic interface, an *effective indicator* of the region surrounded by a random front, $\varphi_{\epsilon}(\mathbf{x}, t) : \mathcal{S} \times [0, +\infty[\rightarrow [0, 1]$, was defined in [10] (in the context of

modelling of the burnt mass fraction in turbulent premixed combustion) as follows:

$$\begin{aligned}
\varphi_e(\mathbf{x}, t) &= \langle \mathcal{I}_{\Omega^\omega}(\mathbf{x}, t) \rangle = \left\langle \int_{\Omega(t)} \delta(\mathbf{x} - \mathbf{X}^\omega(t, \bar{\mathbf{x}})) d\bar{\mathbf{x}} \right\rangle \\
&= \int_{\Omega(t)} \langle \delta(\mathbf{x} - \mathbf{X}^\omega(t, \bar{\mathbf{x}})) \rangle d\bar{\mathbf{x}} \\
&= \int_{\Omega(t)} p_d(\mathbf{x}; t | \bar{\mathbf{x}}) d\bar{\mathbf{x}}.
\end{aligned} \tag{2}$$

It should be noted that the *effective indicator* $\varphi_e(\mathbf{x}, t)$ is not an indicator function in the classical sense. Actually, by using terminology from fuzzy logic, it is a *membership function*, its range being the compact interval $[0, 1]$ rather than the discrete set $\{0, 1\}$.
135 Despite this, the concept of probability which led to Eq. (2) should not be confused with the concept of degree of truth (typical of fuzzy logic), then $\varphi_e(\mathbf{x}, t)$ is classified as an indicator function. Since the range of the effective indicator $\varphi_e(\mathbf{x}, t)$ is the compact interval $[0, 1]$, a criterion to mark the *effective* surrounded region Ω_e has to be stated. The region Ω_e is here defined as the region over which the effective indicator exceeds a
140 threshold value arbitrarily fixed φ_e^{th} , i.e. $\Omega_e(t) = \{\mathbf{x} \in \mathcal{S} \mid \varphi_e(\mathbf{x}, t) \geq \varphi_e^{th}\}$.

Making use of the indicator function \mathcal{I}_Ω defined in Eq. (1), Eq. (2) can be rewritten as:

$$\varphi_e(\mathbf{x}, t) = \int_{\mathcal{S}} \mathcal{I}_\Omega(\bar{\mathbf{x}}, t) p_d(\mathbf{x}; t | \bar{\mathbf{x}}) d\bar{\mathbf{x}}. \tag{3}$$

In the deterministic case, i.e. $\mathbf{X}^\omega(t, \bar{\mathbf{x}}) = \bar{\mathbf{x}}(t)$ for all realizations, it turns out that $p_d(\mathbf{x}; t | \bar{\mathbf{x}}) = \delta(\mathbf{x} - \bar{\mathbf{x}}(t))$, and from Eq. (3) it is obtained $\varphi_e(\mathbf{x}, t) = \mathcal{I}_\Omega(\mathbf{x}, t)$. Eq. (3) is similar to the basic equation of SPH method [28], however, as stated in the Introduction, the choices of the kernel function and of the smoothing length are avoided because they
145 are straightforwardly determined by the particle PDF $p_d(\mathbf{x}; t | \bar{\mathbf{x}})$.

In conclusion, the indicator function $\mathcal{I}_\Omega(\mathbf{x}, t)$ marks the region $\Omega(t)$ that is bounded by an interface propagating according to the average trajectory $\bar{\mathbf{x}}(t)$. Recalling the definition of $\mathcal{I}_\Omega(\mathbf{x}, t)$ in Eq. (1), the evolution of the level set function $\gamma(\mathbf{x}, t)$ is governed by the following Hamilton–Jacobi equation

$$\frac{\partial \gamma}{\partial t} = \mathcal{V}(\mathbf{x}, t) \|\nabla \gamma\|, \tag{4}$$

where γ_0 is the initial field embedding the interface Γ at $t = 0$, $\Gamma_0 \equiv \Gamma(t = 0)$.

It is worth mentioning here that an alternative representation of the dynamics of the propagating front is possible whenever velocity $\mathcal{V}(\mathbf{x}, t)$ is constant in time and strictly positive (or strictly negative). In this case, let $\tau(\mathbf{x})$ be the *arrival time* function that represents the temporal instant at which the front reaches the point \mathbf{x} , then $\|\nabla \tau\|$ is the rate of change of the arrival time with respect to the change in the front distance, i.e.

$$\|\nabla \tau\| = \frac{1}{\mathcal{V}}, \quad \tau(\mathbf{x}) = 0 \quad \forall \mathbf{x} \in \Gamma_0. \tag{5}$$

Equation (5) is known as eikonal equation and it is a time-independent version of the level set equation (4). It has the important advantage of allowing – when applicable – to greatly reduce the computational effort required for solving the front tracking problem
150 by solving a time-independent problem instead of a time-dependent one.

3. Multidimensional time-fractional diffusion equation

In the model here discussed for front propagation in complex media, the PDF of the interface particle displacement $p_d(\mathbf{x}; t)$, which appears in Eq. (3), is assumed to be governed by the d -dimensional time-fractional diffusion equation. The latter is obtained from the classical diffusion equation by replacing the first order time derivative with a real order derivative operator [36, 37, 38, 39, 20, 40]. This replacement can be done by using the time fractional derivative operator in the Caputo sense or in the Riemann–Liouville sense. However, these two formulations are equivalent if standard initial condition is used [41]. Recently, in place of this operator replacement, the emergence of fractional kinetics in complex media has been explained within the standard Gaussian diffusion framework by the randomization due to the complexity of the environment of certain characteristic parameters of the medium [7].

Let $0 < \beta \leq 1/2$ be a real parameter, then the time-fractional diffusion equation in the Caputo sense reads

$${}_t^* D_t^{2\beta} p_d = \nu \nabla^2 p_d, \quad p_d(\mathbf{x}; 0) = \delta(\mathbf{x}), \quad (6)$$

where the coefficient ν is a positive constant with dimensions $[\nu] = [L]^2 [T]^{-2\beta}$ and ${}_t^* D_t^\mu$ is the Caputo fractional derivative that is defined by the Laplace transformation

$$\int_0^{+\infty} e^{-st} \{ {}_t^* D_t^\mu f(t) \} dt = s^\mu \tilde{f}(s) - \sum_{k=0}^{m-1} s^{\mu-1-k} f^{(k)}(0^+),$$

with $m-1 < \mu \leq m$ and $m \in \mathbb{N}$, where $f(t)$ is a sufficiently well-behaved function and $\tilde{f}(s)$ its Laplace transform.

The time-fractional diffusion equation in the Riemann–Liouville sense reads

$$\frac{\partial p_d}{\partial t} = \nu D_t^{1-2\beta} \nabla^2 p_d, \quad p_d(\mathbf{x}; 0) = \delta(\mathbf{x}), \quad (7)$$

where D_t^μ is the Riemann–Liouville fractional derivative defined as

$$\int_0^{+\infty} e^{-st} \{ D_t^\mu f(t) \} dt = s^\mu \tilde{f}(s),$$

provided that all the limiting values $f^{(k)}(0^+)$ are finite with $k \in \mathbb{N}$ such that $0 \leq k \leq m-1$ where $m \in \mathbb{N}$ and $m-1 < \mu \leq m$.

When $\beta = 1/2$, both equations (6) and (7) reduce to the classical diffusion equation

$$\frac{\partial p_d}{\partial t} = \nu \nabla^2 p_d, \quad p_d(\mathbf{x}; 0) = \delta(\mathbf{x}).$$

Applying Laplace and Fourier transformations to Eq. (6) as well as to Eq. (7), the fundamental solution $p_d(\mathbf{x}; t)$ for an arbitrary spatial dimension d results to be:

$$p_d(\mathbf{x}; t) = \frac{1}{(2\pi)^{d+1} i} \int_{-i\infty}^{+i\infty} \left\{ \int_{\mathbb{R}^d} \frac{s^{2\beta-1}}{s^{2\beta} + \nu |\mathbf{k}|^2} e^{i\mathbf{k}\cdot\mathbf{x}} d\mathbf{k} \right\} e^{st} ds, \quad (8)$$

which can be written as [20]:

$$p_d(\mathbf{x}; t) = \frac{1}{(2\pi\sqrt{\nu})^{d/2+1} i} \int_{-i\infty}^{+i\infty} s^{\beta(d/2+1)-1} e^{st} \mathcal{K}_{d/2-1} \left(\frac{s^\beta}{\sqrt{\nu}} |\mathbf{x}| \right) ds, \quad (9)$$

where \mathcal{K}_θ is the Macdonald function, or modified Bessel function of the second kind, of order θ . By setting $s = -i\xi$, $\xi \in \mathbb{R}$, it follows that $s^\beta = e^{-i\pi\beta \operatorname{sgn} \xi/2} |\xi|^\beta$ and $p_d(\mathbf{x}; t)$ is real [20]. However, integral (9) is not straightforwardly evaluable and a less computationally demanding formulation is desirable. It is shown in the following that such an alternative exists, since $p_d(\mathbf{x}; t)$ can be written in terms of the d -dimensional \mathbb{M} -Wright/Mainardi function of order β here denoted by $\mathbb{M}_\beta^d(\mathbf{x}; t)$.

Let us start by reminding the following integral representation of the one-dimensional \mathcal{M} -Wright/Mainardi function [21]:

$$\mathbb{M}_{\eta/2}^1(x; t) = \frac{1}{t^{\eta/2}} \mathcal{M}_{\eta/2} \left(\frac{x}{t^{\eta/2}} \right) = 2 \int_0^\infty \frac{e^{-x^2/(4\tau)}}{\sqrt{4\pi\tau}} \mathcal{M}_\eta \left(\frac{\tau}{t^\eta} \right) \frac{d\tau}{t^\eta}, \quad 0 < \eta < 1, x \in \mathbb{R}, \quad (10)$$

where the \mathcal{M} -Wright/Mainardi function $\mathcal{M}_\eta(z)$ is represented by series as ($z \in \mathbb{C}$) [37, 38, 16, 17]

$$\mathcal{M}_\eta(z) = \sum_{n=0}^{\infty} \frac{(-z)^n}{n! \Gamma(-\eta n + (1-\nu))} = \frac{1}{\pi} \sum_{n=1}^{\infty} \frac{(-z)^{n-1}}{(n-1)!} \Gamma(\eta n) \sin(\pi\eta n).$$

Eq. (10) can be extended to a general spatial dimension d by the extension of the Gaussian function as follows ($0 < \eta \leq 1$, $\mathbf{x} \in \mathbb{R}^d$)

$$\begin{aligned} \mathbb{M}_{\eta/2}^d(\mathbf{x}; t) &= 2 \int_0^{+\infty} \frac{e^{-|\mathbf{x}|^2/(4\tau)}}{(4\pi\tau)^{d/2}} \mathcal{M}_\eta \left(\frac{\tau}{t^\eta} \right) \frac{d\tau}{t^\eta}, \\ &= 2 \int_0^{+\infty} \prod_{i=1}^d \frac{e^{-x_i^2/(4\tau)}}{(4\pi\tau)^{1/2}} \mathcal{M}_\eta \left(\frac{\tau}{t^\eta} \right) \frac{d\tau}{t^\eta}. \end{aligned} \quad (11)$$

When $d = 1$, Eq. (11) coincides with Eq. (10). Since the following Laplace transform pair holds [39]:

$$\int_0^{+\infty} e^{-st} \mathcal{M}_\eta \left(\frac{\tau}{t^\eta} \right) \frac{d\tau}{t^\eta} = s^{\eta-1} e^{-\tau s^\eta},$$

after the application of Laplace and Fourier transformations to (11) it follows that

$$\begin{aligned} \mathbb{M}_{\eta/2}^d(\mathbf{x}; t) &= \frac{2}{(2\pi)^{d+1} i} \int_{-i\infty}^{+i\infty} \left\{ \int_{\mathbb{R}^d} \left[\int_0^{+\infty} \prod_{i=1}^d e^{-\tau k_i^2} e^{-\tau s^\eta} d\tau \right] e^{i\mathbf{k}\cdot\mathbf{x}} d\mathbf{k} \right\} s^{\eta-1} e^{st} ds \\ &= \frac{2}{(2\pi)^{d+1} i} \int_{-i\infty}^{+i\infty} \left\{ \int_{\mathbb{R}^d} \left[\int_0^{+\infty} e^{-\tau(s^\eta + \nu k^2)} d\tau \right] e^{i\mathbf{k}\cdot\mathbf{x}} d\mathbf{k} \right\} s^{\eta-1} e^{st} ds \\ &= \frac{2}{(2\pi)^{d+1} i} \int_{-i\infty}^{+i\infty} \left\{ \int_{\mathbb{R}^d} \frac{s^{\eta-1}}{s^\eta + k^2} e^{i\mathbf{k}\cdot\mathbf{x}} d\mathbf{k} \right\} e^{st} ds, \end{aligned}$$

The latter, together with (8) and making use of the change of variables $k \rightarrow \sqrt{\nu} k$ and $\mathbf{x} \rightarrow \mathbf{x}/\sqrt{\nu}$, allows to conclude that

$$p_d(\mathbf{x}; t) = \frac{1}{2\sqrt{\nu}} \mathbb{M}_\beta^d \left(\frac{\mathbf{x}}{\sqrt{\nu}}; t \right) = \int_0^{+\infty} \frac{e^{-|\mathbf{x}|^2/(4\nu\tau)}}{(4\pi\nu\tau)^{d/2}} \mathcal{M}_{2\beta} \left(\frac{\tau}{t^{2\beta}} \right) \frac{d\tau}{t^{2\beta}}. \quad (12)$$

Eq. (12) is both analytically and numerically less cumbersome than (8), thus providing a computationally attractive alternative to Eq. (9). Comparing p_1 and p_3 obtained by means of Eq. (12), it holds

$$p_3(\mathbf{x}; t) = -\frac{1}{2\pi r} \frac{\partial}{\partial r} p_1(r; t), \quad r = |\mathbf{x}|, \quad (13)$$

175 which provides a well-known relation between the one-dimensional and three-dimensional PDFs p_1 and p_3 [20].

It is noted that the previously mentioned constraint on parameter β ($0 < \beta \leq 1/2$) guarantees to have a proper diffusion process characterized by an unimodal PDF [37, 39]. In fact, when $1/2 < \beta < 1$ function $\mathcal{M}_\beta(z)$ is bimodal and no diffusion process is modelled by p_3 , because the latter assumes also negative values, see (13). The subdiffusive character of diffusion is highlighted by the particle variance σ_d^2 which in one-, two- and three-dimensions ($d = 1, 2, 3$) is [39, 20]:

$$\sigma_1^2 = \int_{-\infty}^{+\infty} x^2 p_1(x; t) dx = \frac{2\nu t^{2\beta}}{\Gamma(2\beta + 1)}, \quad \sigma_2^2 = 2\sigma_1^2, \quad \sigma_3^2 = 3\sigma_1^2. \quad (14)$$

In Figure 1, the fundamental solutions of time-fractional diffusion equation (7) are presented for the one-, two- and three-dimensional case and for five different values of parameter β , i.e. $\beta = 0.1, 0.2, 0.3, 0.4$ and 0.5 , corresponding the latter to the case of
180 ordinary diffusion and the other values to subdiffusive processes.

Fundamental solutions have been numerically calculated on the basis of the analytical representation given in Eq. (12). In particular the numerical evaluation of the \mathcal{M} -Wright/Mainardi function $\mathcal{M}_\eta(z)$ and of the fundamental solutions in d dimensions $p_d(\mathbf{x}; t)$ have been performed by means of a python library (`pyMlib`) based on state-of-the-art algorithms for the Mittag-Leffler function [42] as well as on standard Laplace
185 inversion and standard integration techniques available in the `Integrate` submodule of the `SciPy` scientific library [43].

In this respect, it is here reminded that the Laplace transform of the \mathcal{M} -Wright/Mainardi function is [39, 16, 17]

$$\int_0^{+\infty} e^{-st} \mathcal{M}_\eta(t) dt = E_\eta(-s), \quad 0 < \eta < 1, \quad \text{Re}(s) > 0,$$

where $E_\eta(z)$ is the Mittag-Leffler function defined by [44]

$$E_\rho(z) = \sum_{n=0}^{\infty} \frac{z^n}{\Gamma(\rho n + 1)}, \quad \rho > 0, \quad z \in \mathbb{C}.$$

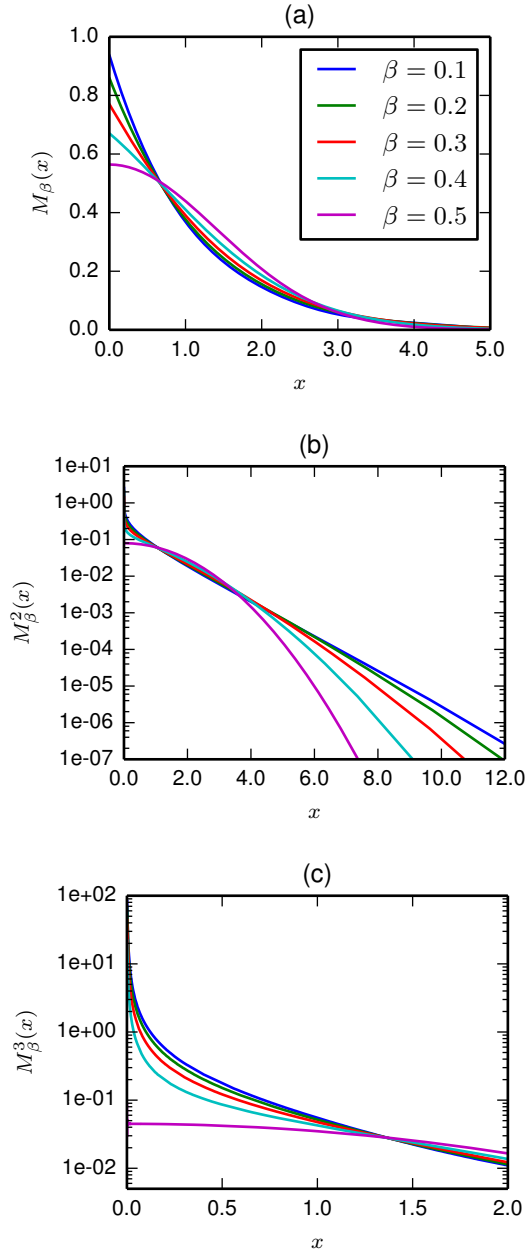


Figure 1: Fundamental solutions of the time-fractional diffusion equation (7) in the (a) one-dimensional, (b) two-dimensional and (c) three-dimensional cases for five values of the parameter β : $\beta = 0.1, 0.2, 0.3, 0.4$ and 0.5 .

4. Numerical results

In this Section the profiles of the effective indicator $\varphi_e(\mathbf{x}, t)$ defined in (3) are shown and discussed. In particular, to compute (3) the indicator function $\mathcal{I}_\Omega(\mathbf{x}, t)$ is obtained according to definition (1) by solving the level set equation (4) with constant velocity \mathcal{V} , and the PDF $p_d(\mathbf{x}; t|\bar{\mathbf{x}}) = p_d(\mathbf{x} - \bar{\mathbf{x}}; t)$ is the fundamental solution of the d -dimensional time-fractional diffusion given in (12). The algorithm used to compute (12) is described in Section 3.

The evolution of random fronts propagating in subdiffusive and diffusive media has been numerically investigated by means of a software package developed for this goal. The code makes use of a general-purpose library (`liblsm90`) which aims at providing a robust and efficient tool for studying the evolution of co-dimension one fronts propagating in one-, two- and three-dimensional system. The library, written in Fortran2008/OpenMP, is presently still under active development and is intended to be released as open source software under the GNU/GPLv3 licence. Along with standard algorithms useful for the calculation of the front evolution by means of the classical LSM, the library includes Fast Marching Method (FMM) algorithms, which allow to efficiently solve the eikonal equation (5) arising from the classical LSM formulation in place of the standard Hamilton–Jacobi equation whenever it is possible, as in the case here under consideration.

All the results presented in the following have been obtained making use of the above-mentioned software and have been post-processed for exposition purposes by means of open source software such as `SciPy` [43] and `Matplotlib` [45] in the IPython framework [46].

All the calculations have been performed by means of the computational server available at the Basque Center for Applied Mathematics (BCAM) in Bilbao, Basque Country – Spain.

A selection of the results concerning the propagation of random fronts in media characterized by anomalous diffusion is presented in this Section. The discussion is restricted to fronts propagating in two-dimensional space, the one-dimensional case being discussed elsewhere [8] and a thorough analysis including three-dimensional cases being still under development.

Once the main features of one-dimensional propagation of plane fronts have been investigated [8], the two-dimensional case has the relevant advantage of allowing to investigate practical situations of effective interest in which multidimensional effects possibly come into play, still avoiding the complexity of a three-dimensional analysis.

The analysis proposed in this section concerns the investigation of the propagation of random fronts in two-dimensional subdiffusive and diffusive media, focusing on the effects of the diffusion coefficient ν , the parameter β and the level set velocity \mathcal{V} .

First the case of an initial front profile with circular shape is discussed, to focus on the effects of ν , β and \mathcal{V} avoiding the two-dimensional effects connected to a non-axisymmetric initial front profile. These effects are then discussed in the case of a square-shaped initial front profile, with the main aim of investigating the effects of the parameter β on the short-term and long-term evolution of the random front.

In both cases, the computational domain is the rectangular region $[-2\text{ m}, 2\text{ m}] \times [-2\text{ m}, 2\text{ m}]$. The circular profile has a radius $r = 0.4\text{ m}$, and the square-shaped profile

has a side ℓ such that in both cases the region enclosed by the front when $t = 0$ s has the same area (i.e. $\ell \approx 0.7$ m). The center of both regions is located in $(x, y) = (0, 0)$.

In the scenario involving a circular initial front profile, when the diffusion coefficient ν is *small* enough, it is seen that for any value under investigation of the parameter β the only outstanding feature of the propagating front is its smoothing with respect to the sharp front that characterizes the deterministic case, i.e. a non-diffusive system. Profiles representative of this behaviour are shown in Fig. 2, where the numerical computations of $\varphi_e(\mathbf{x}, t)$ as defined in (3) are plotted together with the deterministic front (dashed line) at different time instants for the case $\nu = 10^{-3} \text{ m}^2 \text{ s}^{-2\beta}$ and two different values of the level set velocity ($\mathcal{V} = 0.1 \text{ ms}^{-1}, 1 \text{ ms}^{-1}$). Moreover, from Figure 2(b,d,f) it is evident that when \mathcal{V} increases, the value of the parameter β becomes less and less relevant for the propagation of the front profile, thus allowing to conclude that the knowledge of the exact value of β becomes less and less critical. On contrast, as shown in Figure 2(a,c,e), for small values of \mathcal{V} the front profile is clearly affected, at least qualitatively, by the value of the parameter β at any stage of its evolution, the profile being sharper and sharper as the parameter β becomes smaller and smaller.

In Fig. 3 it is shown that the maximum value of the effective indicator φ_e is initially slightly affected by the diffusion processes and later grows towards the initial maximum value.

From this analysis, it emerges that for *sufficiently small* values of the diffusion coefficient ν , the random front propagation differs from the deterministic front propagation mainly for the shape of the front profiles as illustrated in Fig. 2.

When the diffusion coefficient ν is *large*, the qualitative behaviour of the random fronts is remarkably different from the behaviour reported in Fig. 2 and Fig. 3. In fact, as it is shown in Fig. 4, in this case the smoothing of the front may reach the point as to affect the existence of the bulk of the region Ω_e enclosed by the propagating front, where the “bulk region” is intended as the region characterized by φ_e close to 1. In this scenario, the maximum value of the effective indicator φ_e can be substantially reduced from its maximum unitary value, especially when the region Ω_e enclosed by the propagating front is small enough. This effect may be referred to as a *weakening* effect of the diffusion on the size of region Ω_e . The comparison of the results obtained for two different values of \mathcal{V} ($\mathcal{V} = 0.1 \text{ ms}^{-1}$ and $\mathcal{V} = 1 \text{ ms}^{-1}$), respectively shown in Fig. 4(a,c,e) and Fig. 4(b,d,f), clearly put into evidence how the weakening effect described above is less relevant for the case with larger \mathcal{V} .

This behaviour suggests a balance between the diffusion coefficient ν and the velocity \mathcal{V} from which the timescale τ_w of this weakening effect can be estimated. In particular, such timescale emerges to be defined as

$$\tau_w = \frac{\sqrt{\nu \tau_u^{2\beta}}}{\mathcal{V}},$$

where τ_u is the unit of measurement for the temporal variable t and then it can be stated equal to 1. The estimation of the timescale τ_w for the weakening effect can be verified from the plots. For the cases showed in Fig. 3(a,b) it holds $\tau_w \simeq 0.3$ s and 0.03 s, respectively. So in Fig. 5(a,b) it holds $\tau_w \simeq 1$ s and 0.1 s, and in Fig. 7(a,b) it holds $\tau_w \simeq 3$ s and 0.3 s. Hereinafter, elapsed times are referred to *small* and *large* with respect to the timescale τ_w .

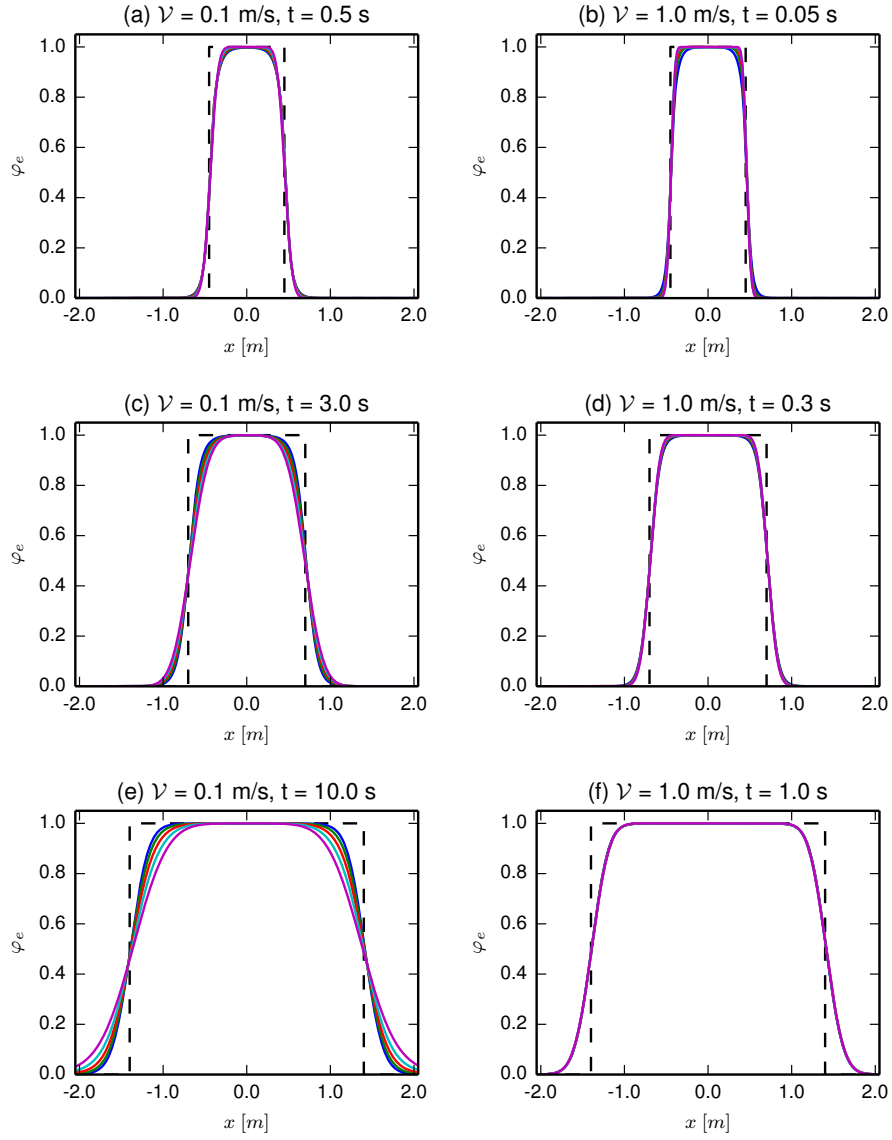


Figure 2: Cross-section at $y = 0$ of the φ_e fields corresponding to five values of the parameter β ($\beta = 0.1, 0.2, 0.3, 0.4, 0.5$) on the two-dimensional domain $[-2\text{ m}, 2\text{ m}] \times [-2\text{ m}, 2\text{ m}]$ at three values of the time t (top, middle and bottom row) and for two values of velocity \mathcal{V} (left and right column). The initial profile at $t = 0$ s is circular, with centre $C = (0, 0)$ and radius $r = 0.4$ m. The diffusion coefficient is $\nu = 0.001\text{ m}^2\text{ s}^{-2\beta}$.

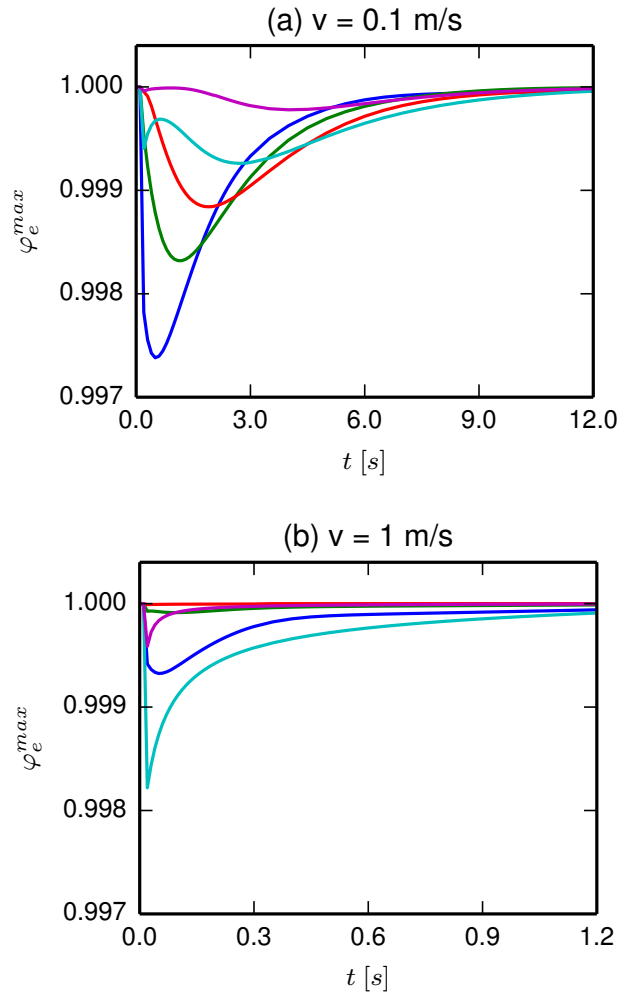


Figure 3: Time evolution of the maximum value of φ_e (φ_e^{max}) corresponding to five values of the parameter β ($\beta = 0.1, 0.2, 0.3, 0.4, 0.5$) for the case discussed in Figure 2.

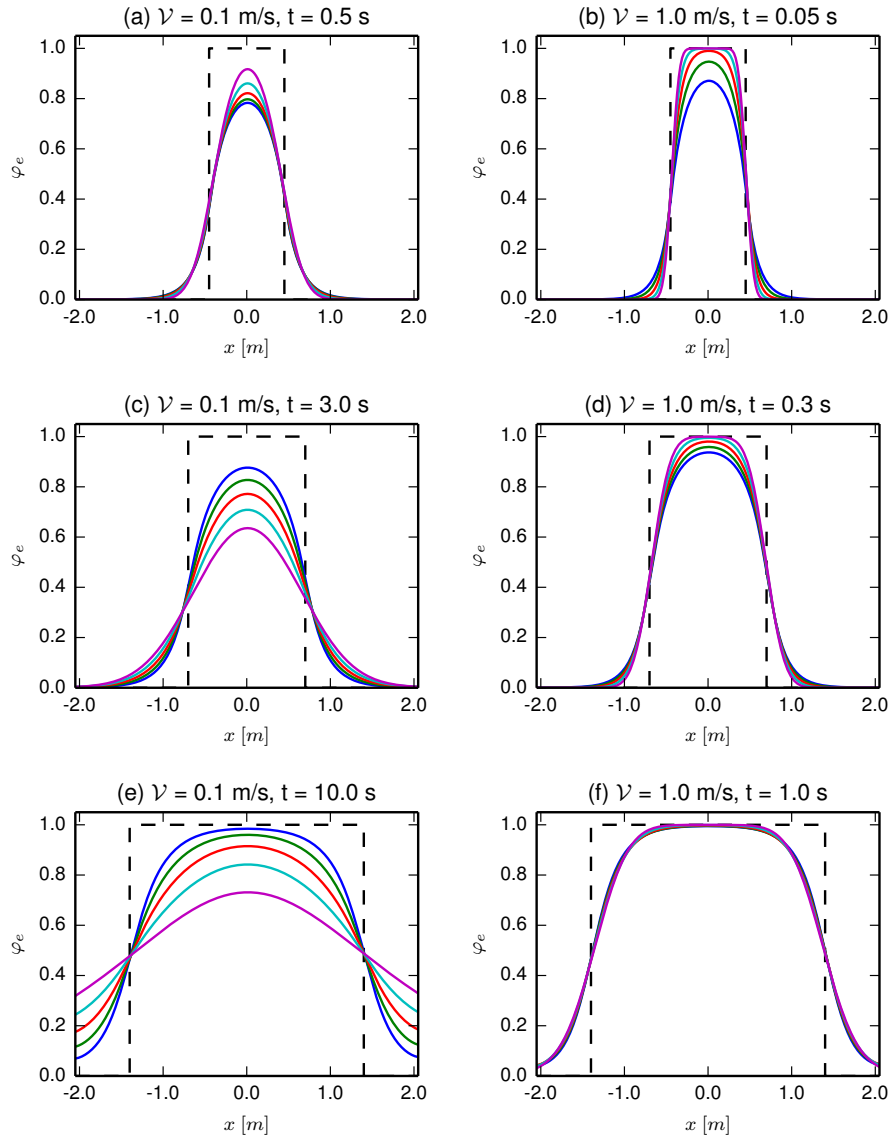


Figure 4: The same as in Figure 2 but with $\nu = 0.01 \text{ m}^2 \text{ s}^{-2\beta}$.

For *large* times, as the region enclosed by the propagating front increases in size, the qualitative behaviour previously discussed for the case of a *small* diffusion parameter ν can be eventually recovered, as it is seen in Fig. 4(f) for the case with $\mathcal{V} = 1 \text{ ms}^{-1}$. It is worth noting that for the case with $\mathcal{V} = 0.1 \text{ ms}^{-1}$, the same behaviour takes place for time larger than that reported in Fig. 4(e), as can be argued from Fig. 5.

Figure 5 also puts into evidence how the *weakening* effect due to the diffusion process is largely dependent on the parameter β , as expected, as well as on the velocity \mathcal{V} . In fact, the comparison of Fig. 5(a) and Fig. 5(b) shows how subdiffusive processes with *small* values of β may be responsible for smaller weakening effect with respect to subdiffusive processes with *larger* values of β (and also with respect to normal diffusive processes) when *small* values of the velocity \mathcal{V} are involved. Interestingly, the situation can be reversed when larger values of \mathcal{V} are involved.

The features of the random fronts described so far for the case with $\nu = 0.01 \text{ m}^2\text{s}^{-2\beta}$ remains qualitatively unchanged as the diffusion coefficient ν increases, but an important remark is in order. Depending on the physical interpretation of the indicator φ_e , it may – or may not – be meaningful to introduce the concept of “quenching” of the propagating front. In fact, assuming that the front is located, say, at the position for which the effective indicator φ_e reaches the threshold value φ_e^{th} , it might be meaningful to argue that when the effective indicator φ_e is reduced to the extent as to be less of φ_e^{th} over all the domain Ω_e , the region Ω_e extinguishes and no further front propagation takes place. Such a circumstance may, for instance, be the case met in turbulent premixed combustion [10]: if φ_e marks the position of the propagating front, the value of φ_e may drop below the given threshold value and the flame would be regarded as extinguished and no further calculation of the front evolution would be meaningful. Accordingly to what already noticed, such a circumstance would become more and more likely as the diffusion coefficient ν increases.

In Fig. 6, it is shown the propagation of the random and deterministic fronts obtained with $\nu = 0.1 \text{ m}^2\text{s}^{-2\beta}$. Assuming, for instance, $\varphi_e^{th} = 0.5$, area Ω_e associated with the front would be extinguished shortly after the diffusive process begins, independently from the value of the coefficient β (this is clearly seen also in Fig. 7), and any further calculation concerning the propagation of the connected random front would be meaningless, even if at larger times the effects of the diffusion would be such that the values of the effective indicator φ_e could reach values larger than the threshold φ_e^{th} , as it actually happens, as it is shown in Fig. 6(d,e,f) and Fig. 7. However, as already noticed, these considerations are problem-dependent and strongly connected with the physical process under consideration.

In order to investigate the two-dimensional effects connected to a non-axisymmetric initial front profile for various values of the parameter β , an initial square-shaped profile has been considered. The numerical results shown in Fig. 8, Fig. 9 and Fig. 10 correspond to diffusive processes characterized by $\beta = 0.1$, $\beta = 0.3$ and $\beta = 0.5$, respectively. Figures point out that at *small* times when the value of β increases the effects of diffusion on the initial shape of the profile decreases, the subdiffusive process being in this case responsible for a stronger diffusive effects leading to a quicker smearing of the initial profile, because, when $t < \tau_w$, the smaller the parameter β the larger the particle variance (14). Among the three cases shown in Fig. 8, Fig. 9 and Fig. 10, the case characterized by the ordinary diffusion process is clearly the one in which the initial front profile remain

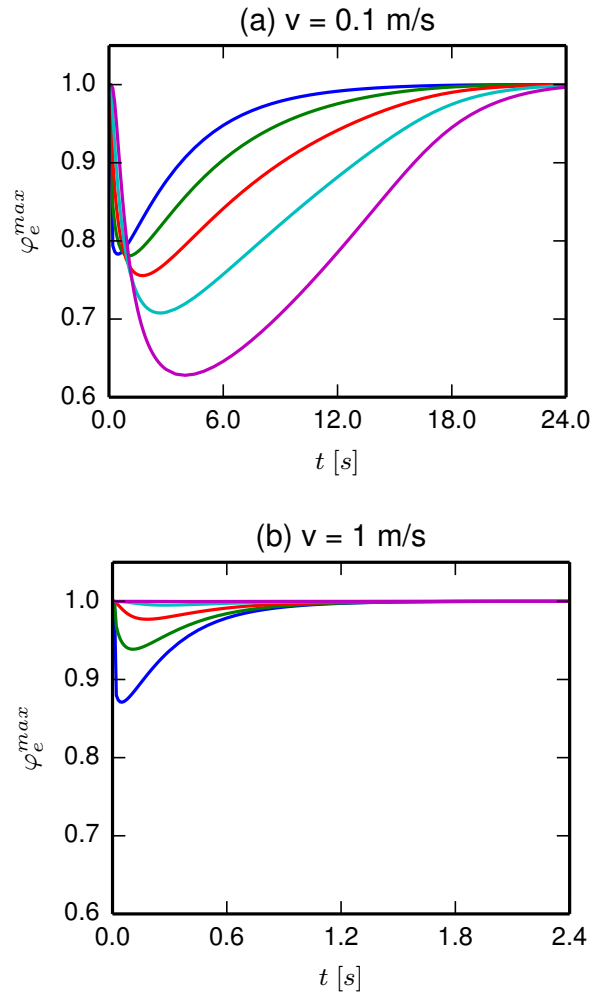


Figure 5: Time evolution of the maximum value of φ_e (φ_e^{max}) corresponding to five values of the parameter β ($\beta = 0.1, 0.2, 0.3, 0.4, 0.5$) for the case discussed in Figure 4.

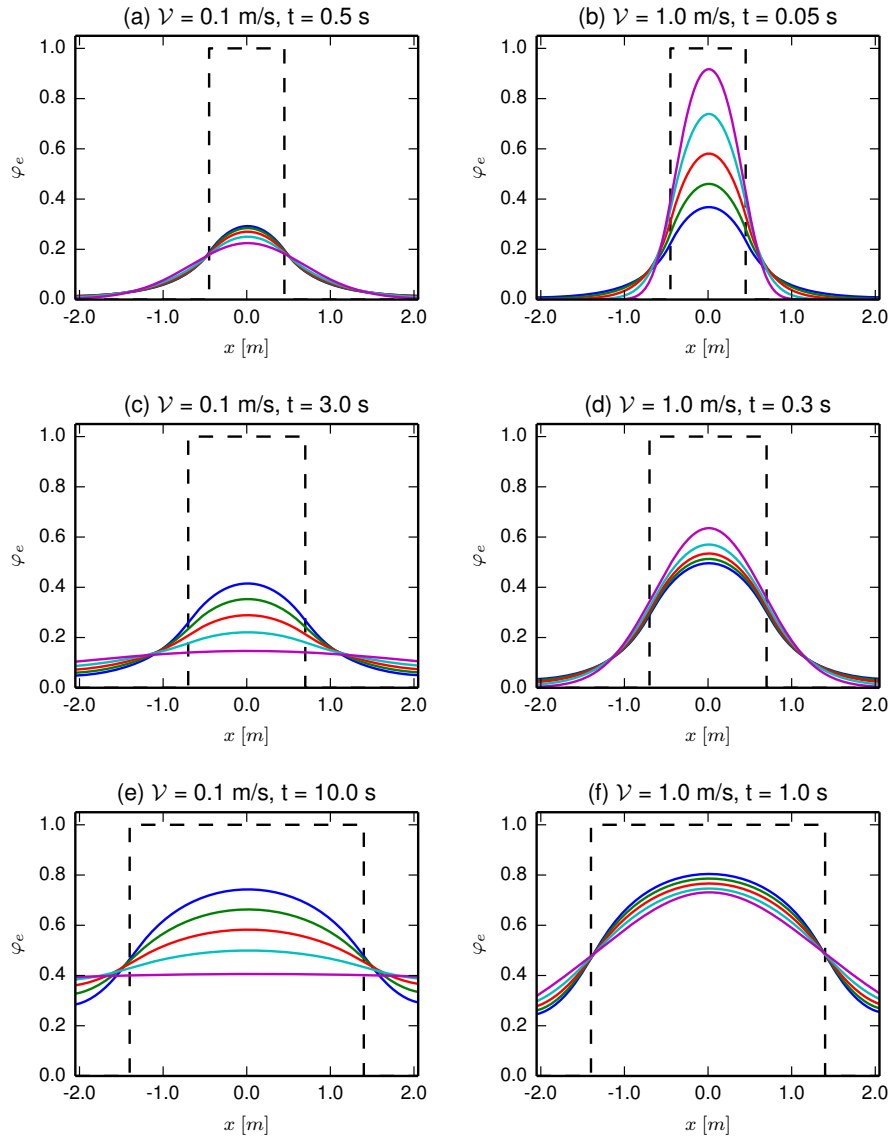


Figure 6: The same as in Figure 2 but with $\nu = 0.1 \text{ m}^2 \text{ s}^{-2\beta}$.

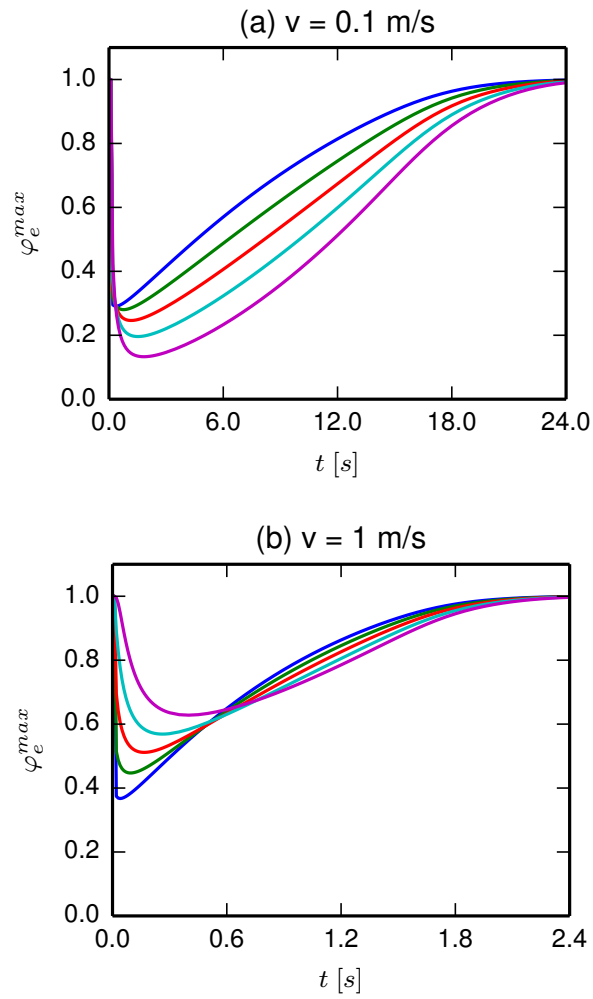


Figure 7: Time evolution of the maximum value of φ_e (φ_e^{max}) corresponding to five values of the parameter β ($\beta = 0.1, 0.2, 0.3, 0.4, 0.5$) for the case discussed in Figure 6.

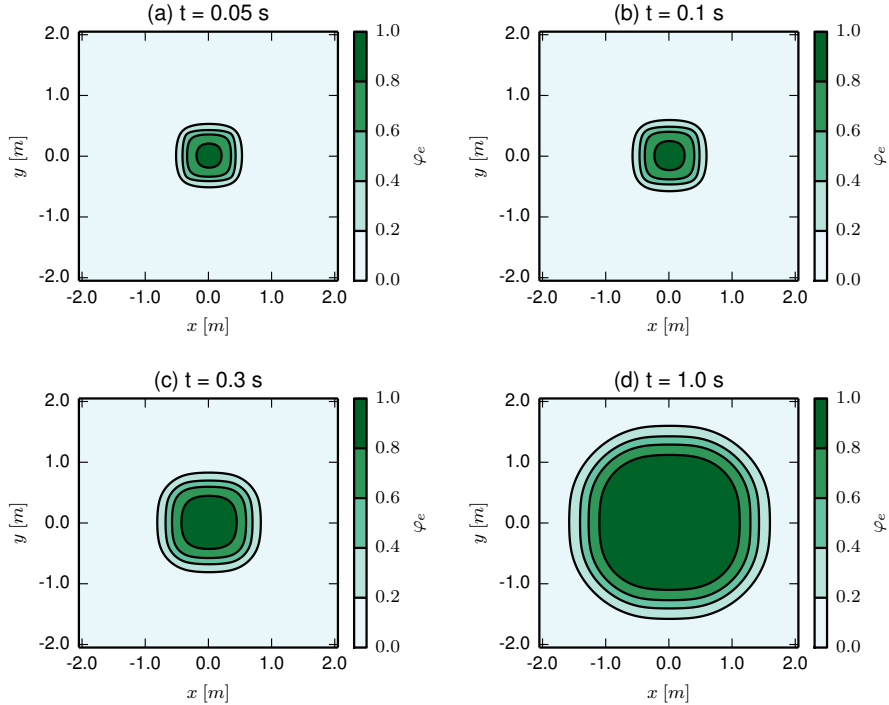


Figure 8: Distribution of the φ_e field for the case with $\beta = 0.1$ on the two-dimensional domain $[-2\text{ m}, 2\text{ m}] \times [-2\text{ m}, 2\text{ m}]$ at four instant times. The initial profile at $t = 0\text{ s}$ is a square, with center $C = (0, 0)$ and side $\ell = 0.7\text{ m}$. The diffusion coefficient is $\nu = 0.01\text{ m}^2\text{ s}^{-2\beta}$ and $\mathcal{V} = 1\text{ ms}^{-1}$.

almost unchanged for a longer time, being the profile also sharper. For large times – as
 320 seen in Fig. 8(d), Fig. 9(d) and Fig. 10(d) – the diffusion process leads to similar front
 profiles in all the discussed cases, being the effective indicator field φ_e undistinguishable,
 as a matter of fact, in all the three cases.

5. Conclusions

In this paper, a multi-dimensional model to study the evolution of random fronts in
 media in which anomalous diffusion takes place has been presented.

325 In the proposed model, the position of the random front is obtained as the weighted
 mean of fronts calculated by means of the LSM, using as weight-function the relevant
 PDF.

Since anomalous diffusion can be modelled by the time-fractional diffusion equation,
 the corresponding fundamental solution is the required PDF.

330 In the one-dimensional case, it is well known that this fundamental solution can be
 conveniently written in terms of the \mathcal{M} -Wright/Mainardi function, for the numerical
 evolution of which robust numerical methods are available. In the multi-dimensional
 case, the only available representation of this fundamental solution – to the best of

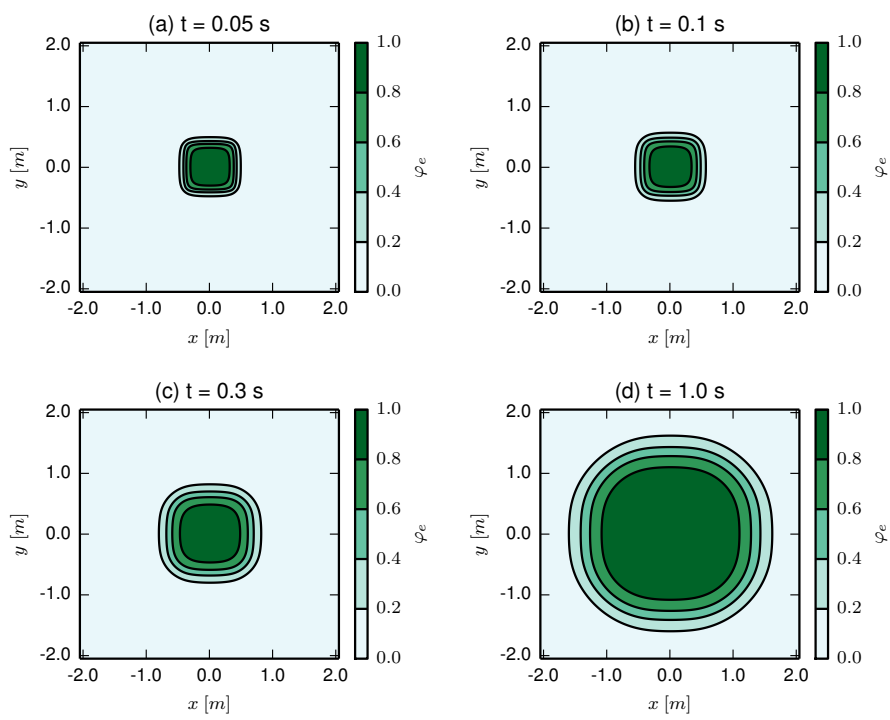


Figure 9: The same as in Figure 8 but for the case with $\beta = 0.3$.

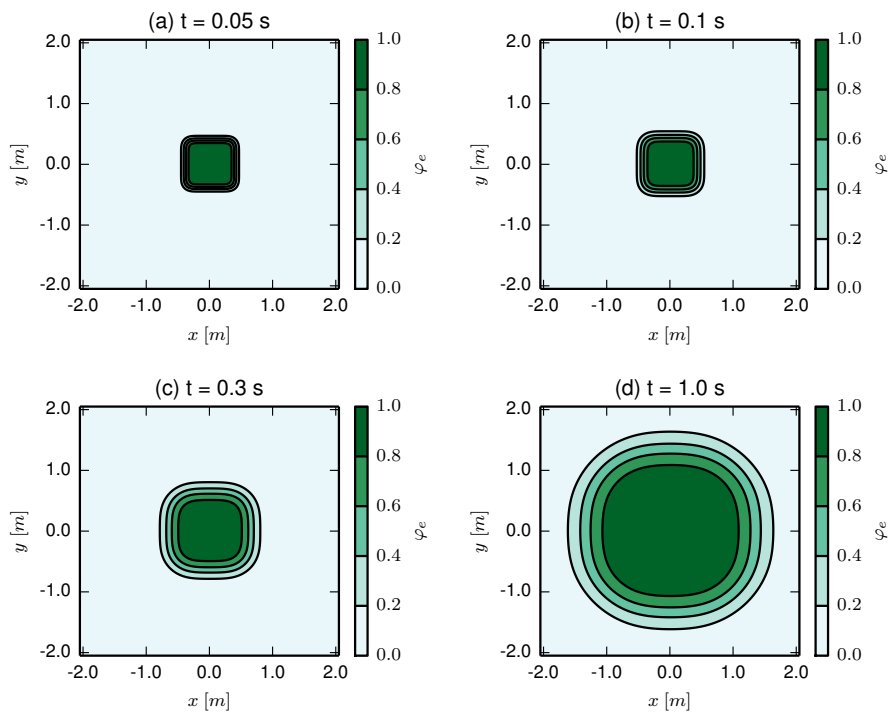


Figure 10: The same as in Figure 8 but for the case with $\beta = 0.5$.

the authors' knowledge – was so far the one provided by Haniga [20], which cannot be
335 straightforwardly used for the practical purpose of numerical calculations. It has been
shown in this paper that, however, also in the multi-dimensional case the fundamental
solution can be written in terms of the \mathcal{M} -Wright/Mainardi function (see Eq. (9)).

Making use of this representation of the PDF for the practical purpose of numerical
evaluation, the propagation of random fronts in two-dimensional media in which anomalous
340 diffusion takes place has been numerically studied, focusing the attention on the
case of random fronts propagating in two-dimensional subdiffusive media.

The selection of numerical results presented in this paper includes the case of a
circular initial front profile and a case with a square-shaped initial front profile. In
the first case, the investigation is performed as to point out the effects on the random
345 front propagation of the parameter β (which is half of the order of the time fractional
derivative), the diffusion coefficient ν and the deterministic front velocity \mathcal{V} . In the case
of a square-shaped initial front profile, the primary intent of the investigation is to focus
on the effects of the parameter β on the short-term and long-term evolution of the shape
profile.

The presented numerical results clearly show that when the intensity of the diffusion
350 (namely, the diffusion coefficient ν) is *small* enough, the propagating front is smoothed-
out with respect to the sharp front obtained in the deterministic, i.e. non-diffusive case,
but the overall qualitative behaviour of the front propagation is not affected by the
diffusive phenomena taking place in the medium. On contrast, when the intensity of
355 the diffusion is *large*, the qualitative behaviour of the random fronts sensibly changes:
in this case the smoothing of the front may be so significant as to even compromise the
existence of the region enclosed by the propagating front (and the front itself, in turn).
This effect, which has been referred to as a *weakening* effect of the diffusion phenomena
on the region bounded by the propagating front can be, as shown, a transient effect
360 gradually vanishing as the front propagates, or even a phenomenon which drastically
affects the very existence of the front, depending on the intensity of the diffusion itself.
In both cases, it has been shown how the velocity of propagation of the deterministic front
plays a significant role in the features of the front propagation, as the above-discussed
weakening effect is reduced as such velocity increases.

365 Moreover, aside from depending on the intensity of the diffusion phenomena through
the diffusion coefficient ν , the above-mentioned *weakening* effects has also been shown to
be more pronounced as the subdiffusive nature of the diffusion increases. The timescale
 τ_w of this weakening process has been estimated.

As far as the analysis of the propagation of an initially square-shaped front is con-
370 cerned, it has been shown that, in the case under investigation and for *short* elapsed
times (i.e. $t < \tau_w$), small values of the parameter β leads to a smearing of the initial
front shape remarkably faster than in the case of ordinary diffusion. This occurs because,
when $t < \tau_w$, the smaller the coefficient β the larger the particle variance (14).

The LSM library utilized for the purpose of this investigation, featuring optimized
375 FMM algorithms as well, is intended to be released as open source software under the
GNU General Public License version 3 (GPLv3).

Acknowledgements

This research is supported by GNFM/INdAM Young Researchers Project 2013, by Bizkaia Talent and European Commission through COFUND programme under Grant 380 AYD-000-226, and also by the Basque Government through the BERC 2014-2017 program and by the Spanish Ministry of Economy and Competitiveness MINECO: BCAM Severo Ochoa accreditation SEV-2013-0323. GP would like to thank Prof. F. Mainardi for continuous support, suggestions and encouragement.

References

- 385 [1] E. Barkai, Y. Garini, R. Metzler, Strange kinetics of single molecules in living cells, *Phys. Today* 65 (8) (2012) 29–35.
- [2] F. Höfling, T. Franosch, Anomalous transport in the crowded world of biological cells, *Rep. Prog. Phys.* 76 (2013) 046602.
- 390 [3] R. Metzler, J.-H. Jeon, A. G. Cherstvy, E. Barkai, Anomalous diffusion models and their properties: non-stationarity, non-ergodicity, and ageing at the centenary of single particle tracking, *Phys. Chem. Chem. Phys.* 16 (2014) 24128–24164.
- [4] D. del Castillo-Negrete, Non-diffusive, non-local transport in fluids and plasmas, *Nonlin. Processes Geophys.* 17 (2010) 795–807.
- 395 [5] R. Metzler, J. Klafter, The restaurant at the end of the random walk: recent developments in fractional dynamics descriptions of anomalous dynamical processes, *J. Phys. A: Math. Theor.* 37 (31) (2004) R161–R208.
- [6] A. Blumen, A. A. Gurtovenko, S. Jespersen, Anomalous diffusion and relaxation in macromolecular systems, *J. Non-Cryst. Solids* 305 (2002) 71–80.
- [7] G. Pagnini, Short note on the emergence of fractional kinetics, *Physica A* 409 (2014) 29–34.
- 400 [8] A. Mentrelli, G. Pagnini, Random front propagation in fractional diffusive systems, submitted.
- [9] J. A. Sethian, P. Smereka, Level set methods for fluid interfaces, *Ann. Rev. Fluid Mech.* 35 (2003) 341–372.
- [10] G. Pagnini, E. Bonomi, Lagrangian formulation of turbulent premixed combustion, *Phys. Rev. Lett.* 107 (2011) 044503.
- 405 [11] G. Pagnini, L. Massidda, Modelling turbulence effects in wildland fire propagation by the randomized level-set method, *Tech. Rep 2012/PM12a, CRS4*.
- [12] G. Pagnini, L. Massidda, The randomized level-set method to model turbulence effects in wildland fire propagation, in: D. Spano, V. Bacciu, M. Salis, C. Sirca (Eds.), *Modelling Fire Behaviour and Risk. Proceedings of the International Conference on Fire Behaviour and Risk. ICFBR 2011, Alghero, Italy, October 4–6 2011, 2012*, pp. 126–131, ISBN 978-88-904409-7-7.
- 410 [13] G. Pagnini, A. Mentrelli, Modelling wildland fire propagation by tracking random fronts, *Nat. Hazards Earth Syst.* 14 (2014) 2249–2263.
- [14] G. Pagnini, A model of wildland fire propagation including random effects by turbulence and fire spotting, in: *Proceedings of XXIII Congreso de Ecuaciones Diferenciales y Aplicaciones XIII Congreso de Matemática Aplicada. Castelló, Spain, 9–13 September 2013*, 2013, pp. 395–403.
- 415 [15] G. Pagnini, Fire spotting effects in wildland fire propagation, in: S. I. P. SEMA SIMAI Springer Series (Ed.), *Advances in Differential Equations and Applications*, Switzerland, 2014, pp. 203–216.
- [16] F. Mainardi, A. Mura, G. Pagnini, The M-Wright function in time-fractional diffusion processes: A tutorial survey, *Int. J. Diff. Equations* 2010 (2010) 104505.
- 420 [17] F. Mainardi, *Fractional Calculus and Waves in Linear Viscoelasticity*, Imperial College Press, London, 2010.
- [18] G. Pagnini, The M-Wright function as a generalization of the Gaussian density for fractional diffusion processes, *Fract. Calc. Appl. Anal.* 16 (2) (2013) 436–453.
- [19] I. Podlubny, *Fractional Differential Equations*, Academic Press, San Diego, 1999.
- 425 [20] A. Hanyga, Multidimensional solutions of time-fractional diffusion-wave equations, *Proc. R. Soc. Lond. A* 458 (2002) 933–957.
- [21] F. Mainardi, G. Pagnini, R. Gorenflo, Mellin transform and subordination laws in fractional diffusion processes, *Fract. Calc. Appl. Anal.* 6 (2003) 441–459.
- [22] S. J. Osher, J. A. Sethian, Fronts propagating with curvature dependent speed: algorithms based on Hamilton–Jacobi formulations, *J. Comput. Phys.* 79 (1988) 12–49.
- 430

- [23] N. Peters, *Turbulent Combustion*, Cambridge University Press, Cambridge, 2004.
- [24] V. Mallet, D. E. Keyes, F. E. Fendell, Modeling wildland fire propagation with level set methods, *Comput. Math. Appl.* 57 (2009) 1089–1101.
- 435 [25] E. Jettestuen, J. O. Helland, M. Prodanović, A level set method for simulating capillary-controlled displacements at the pore scale with nonzero contact angles, *Water Resour. Res.* 49 (2013) 4645–4661.
- [26] M. Machacek, G. Danuser, Morphodynamic profiling of protrusion phenotypes, *Biophys. J.* 90 (2006) 1439–1452.
- 440 [27] W. Guo, H. H. Sawin, Review of profile and roughening simulation in microelectronics plasma etching, *J. Phys. D: Appl. Phys.* 42 (2009) 194014.
- [28] J. J. Monaghan, Smoothed particle hydrodynamics, *Rep. Prog. Phys.* 68 (2005) 1703–1759.
- [29] V. L. Zimont, Gas premixed combustion at high turbulence. turbulent flame closure combustion model, *Exp. Therm. Fluid Sci.* 21 (2000) 179–186.
- 445 [30] V. A. Sabelnikov, A. N. Lipatnikov, Towards an extension of TFC model of premixed turbulent combustion, *Flow Turbul. Combust.* 90 (2013) 387–400.
- [31] T. Ohta, D. Jasnow, K. Kawasaki, Universal scaling in the motion of random interfaces, *Phys. Rev. Lett.* 49 (1982) 1223–1226.
- [32] H. M. Soner, N. Touzi, A stochastic representation for the level set equations, *Commun. Part. Diff. Eq.* 27 (2002) 2031–2053.
- 450 [33] O. Juan, R. Keriven, G. Postelnicu, Stochastic motion and the Level Set Method in Computer Vision: Stochastic active contours, *Int. J. Comput. Vision* 69 (2006) 7–25.
- [34] Y. L. Klimontovich, Nonlinear Brownian motion, *Physics-Uspekhi* 37 (1994) 737–767.
- [35] M. S. Waterman, D. E. Whiteman, Estimation of probability densities by empirical density functions, *Int. J. Math. Educ. Sci. Technol.* 9 (1978) 127–137.
- 455 [36] W. R. Schneider, W. Wyss, Fractional diffusion and wave equations, *J. Math. Phys.* 30 (1) (1989) 134–144.
- [37] F. Mainardi, Fractional relaxation-oscillation and fractional diffusion-wave phenomena, *Chaos Solitons Fract.* 7 (1996) 1461–1477.
- 460 [38] F. Mainardi, The fundamental solutions for the fractional diffusion-wave equation, *Appl. Math. Lett.* 9 (6) (1996) 23–28.
- [39] F. Mainardi, Y. Luchko, G. Pagnini, The fundamental solution of the space-time fractional diffusion equation, *Fract. Calc. Appl. Anal.* 4 (2) (2001) 153–192.
- [40] F. Mainardi, G. Pagnini, The Wright functions as solutions of the time-fractional diffusion equation, *Appl. Math. Comput.* 141 (1) (2003) 51–62.
- 465 [41] F. Mainardi, G. Pagnini, R. Gorenflo, Some aspects of fractional diffusion equations of single and distributed order, *Appl. Math. Comput.* 187 (2007) 295–305.
- [42] R. Gorenflo, J. Loutchko, Y. Luchko, Computation of the Mittag-Leffler function $E_{\alpha,\beta}(z)$ and its derivative, *Fract. Calc. Appl. Anal.* 5 (2002) 491–518.
- [43] E. Jones, T. Oliphant, P. Peterson, et al., SciPy: Open source scientific tools for Python (2001–). URL <http://www.scipy.org/>
- 470 [44] F. Mainardi, R. Gorenflo, On Mittag-Leffler-type functions in fractional evolution processes, *J. Comput. Appl. Math.* 118 (2000) 283–299.
- [45] J. D. Hunter, Matplotlib: A 2D graphics environment, *Comput. Sci. Eng.* 9 (3) (2007) 90–95.
- 475 [46] F. Pérez, B. E. Granger, IPython: a system for interactive scientific computing, *Comput. Sci. Eng.* 9 (3) (2007) 21–29. doi:10.1109/MCSE.2007.53. URL <http://ipython.org>