



Measurement of CP observables in $B^\pm \rightarrow DK^\pm$ and $B^\pm \rightarrow D\pi^\pm$ with two- and four-body D decays



LHCb Collaboration

ARTICLE INFO

Article history:

Received 6 April 2016

Received in revised form 8 June 2016

Accepted 9 June 2016

Available online 16 June 2016

Editor: W.-D. Schlatter

ABSTRACT

Measurements of CP observables in $B^\pm \rightarrow DK^\pm$ and $B^\pm \rightarrow D\pi^\pm$ decays are presented where the D meson is reconstructed in the final states $K^\pm\pi^\mp$, $\pi^\pm K^\mp$, K^+K^- , $\pi^+\pi^-$, $K^\pm\pi^\mp\pi^+\pi^-$, $\pi^\pm K^\mp\pi^+\pi^-$ and $\pi^+\pi^-\pi^+\pi^-$. This analysis uses a sample of charged B mesons from pp collisions collected by the LHCb experiment in 2011 and 2012, corresponding to an integrated luminosity of 3.0 fb^{-1} . Various CP -violating effects are reported and together these measurements provide important input for the determination of the unitarity triangle angle γ . The analysis of the four-pion D decay mode is the first of its kind.

© 2016 The Author(s). Published by Elsevier B.V. This is an open access article under the CC BY license (<http://creativecommons.org/licenses/by/4.0/>). Funded by SCOAP³.

1. Introduction

A set of overconstraining measurements of the unitarity triangle from the CKM matrix is central to the validation of the Standard Model (SM) description of CP violation [1]. Of these, the least-well measured is the angle $\gamma \equiv \arg(-V_{ud}V_{ub}^*/V_{cd}V_{cb}^*)$ with a precision, from a combination of measurements, of about 7° ; this may be compared with the 3° and $< 1^\circ$ precision on the other angles α and β [2,3]. Amongst the three angles, γ is unique in that it does not depend on a coupling to the top quark and thus may be studied at tree level, largely avoiding possible influence from non-SM CP violation.

The most powerful method for determining γ in tree-level decays is through measurement of relative partial widths in $B^- \rightarrow DK^-$ decays, where D represents a D^0 or \bar{D}^0 meson.¹ The amplitude for the $B^- \rightarrow D^0K^-$ contribution is proportional to V_{cb} while the amplitude for $B^- \rightarrow \bar{D}^0K^-$ is proportional to V_{ub} . By reconstructing hadronic D decays accessible to both D^0 and \bar{D}^0 mesons, phase information may be extracted from the interference of the two amplitudes. The size of the resulting direct CP violation is governed by the magnitude of the ratio r_B of the $b \rightarrow u\bar{c}s$ amplitude to the $b \rightarrow \bar{c}us$ amplitude. The relatively large value of r_B (about 0.1) in $B^- \rightarrow DK^-$ decays means that the relative phase of the two interfering amplitudes can be obtained. This relative phase has a CP -violating (weak) contribution and CP -conserving (strong) contribution δ_B ; a measurement of the total phase for both B^+ and B^- disentangles γ and δ_B . Similar interference effects occur

in $B^\pm \rightarrow D\pi^\pm$ decays, albeit with reduced sensitivity to the phases because, due to additional Cabibbo suppression factors, the ratio of amplitudes is about 20 times smaller.

The study of $B^- \rightarrow DK^-$ decays for measurements of γ was first suggested for CP eigenstates of the D decay, for example the CP -even $D \rightarrow K^+K^-$ and $D \rightarrow \pi^+\pi^-$ decays, labelled here GLW modes [4,5]. The argument has been extended to suppressed $D \rightarrow \pi^-K^+$ decays where the interplay between the favoured and suppressed decay paths in both the B^- and the neutral D decays results in a large charge asymmetry. This is the so-called ADS mode [6], which introduces a dependency on the ratio of the suppressed and favoured D decay amplitudes r_D and their phase difference δ_D . The $B^- \rightarrow [h^+h^-]_D h^-$ ADS/GLW decays ($h = K, \pi$) have been studied at the B factories [7,8] and at LHCb [9]. This letter contains the updated and improved result using both the 2011 and 2012 data samples. The 2012 data benefits from a higher B^\pm meson production cross-section and a more efficient trigger, so this update is approximately a factor four increase in statistics.

The ADS/GLW formalism can be extended to four-particle D decays. However, there are multiple intermediate resonances with differing amplitude ratios and strong phases with the consequence that the interference in the B^- decay, and hence the sensitivity to γ , is diluted [10]. For $D \rightarrow K^-\pi^+\pi^+\pi^-$ and $D \rightarrow \pi^-K^+\pi^+\pi^-$ decays this dilution is parameterised in terms of a coherence factor $\kappa^{K3\pi}$, an effective strong phase difference averaged over all contributing resonances $\delta_D^{K3\pi}$, and an overall suppressed-to-favoured amplitude ratio $r_D^{K3\pi}$. Best sensitivity to γ is achieved using independent measurements of the $\kappa^{K3\pi}$ and $\delta_D^{K3\pi}$ parameters, which have been determined using a sample of quantum-correlated $D^0\bar{D}^0$ pairs [11,12], and by the study of D -mixing in

¹ The inclusion of charge-conjugate processes is implied except in any discussion of asymmetry.

this final state [13]. A similar dilution parameter, labelled the CP fraction $F_+^{4\pi}$ can be defined for $D \rightarrow \pi^+\pi^-\pi^+\pi^-$ decays [14]. For this final state it is found that $F_+^{4\pi} = 0.737 \pm 0.028$ [15], so that the decay behaves like a CP -even GLW mode, albeit with the interference effects reduced by a factor $(2F_+^{4\pi} - 1) \approx 0.5$.

This letter includes an analysis of $B^- \rightarrow [h^+h^-\pi^+\pi^-]_D h^-$ decays and supersedes the previous analysis of $B^- \rightarrow [\pi^-K^+\pi^+\pi^-]_D h^-$ [16] and complements the study of the $B^- \rightarrow [h^+h^-\pi^0]_D h^-$ modes [17]. The analysis of the four-pion D decay mode is the first of its kind. In total, 21 measurements of CP observables are reported. Two of these are ratios of the favoured $B^- \rightarrow D^0 K^-$ and $B^- \rightarrow D^0 \pi^-$ partial widths,

$$R_{K/\pi}^f = \frac{\Gamma(B^- \rightarrow [f]_D K^-) + \Gamma(B^+ \rightarrow [\bar{f}]_D K^+)}{\Gamma(B^- \rightarrow [f]_D \pi^-) + \Gamma(B^+ \rightarrow [\bar{f}]_D \pi^+)}, \quad (1)$$

where f is $K^-\pi^+(\pi^-\pi^+)$ and \bar{f} is its charge-conjugate state. Three are double ratios that are sensitive to the partial widths of the (quasi)-GLW modes, $f = \pi^+\pi^-(\pi^+\pi^-)$ and K^+K^- , normalised to those of the favoured modes of the same multiplicity,

$$R^{KK} = \frac{R_{K/\pi}^{KK}}{R_{K/\pi}^{K\pi}}, \quad R^{\pi\pi} = \frac{R_{K/\pi}^{\pi\pi}}{R_{K/\pi}^{K\pi}}, \quad R^{\pi\pi\pi\pi} = \frac{R_{K/\pi}^{\pi\pi\pi\pi}}{R_{K/\pi}^{K\pi\pi\pi}}. \quad (2)$$

Five observables are charge asymmetries,

$$A_h^f = \frac{\Gamma(B^- \rightarrow [f]_D h^-) - \Gamma(B^+ \rightarrow [\bar{f}]_D h^+)}{\Gamma(B^- \rightarrow [f]_D h^-) + \Gamma(B^+ \rightarrow [\bar{f}]_D h^+)}, \quad (3)$$

for $h = K$ and $f = K^-\pi^+(\pi^-\pi^+)$, $\pi^+\pi^-(\pi^+\pi^-)$ and K^+K^- . There are a further three asymmetries for $h = \pi$ and $f = \pi^+\pi^-(\pi^+\pi^-)$ and K^+K^- . Four observables are partial widths of the suppressed ADS modes relative to their corresponding favoured decays,

$$R_{\text{ADS}(h)}^{\bar{f}} = \frac{\Gamma(B^- \rightarrow [\bar{f}]_D h^-) + \Gamma(B^+ \rightarrow [f]_D h^+)}{\Gamma(B^- \rightarrow [f]_D h^-) + \Gamma(B^+ \rightarrow [\bar{f}]_D h^+)}, \quad (4)$$

with which come four ADS-mode charge asymmetries,

$$A_{\text{ADS}(h)}^{\bar{f}} = \frac{\Gamma(B^- \rightarrow [\bar{f}]_D h^-) - \Gamma(B^+ \rightarrow [f]_D h^+)}{\Gamma(B^- \rightarrow [\bar{f}]_D h^-) + \Gamma(B^+ \rightarrow [f]_D h^+)}. \quad (5)$$

An alternative formulation of the ADS observables measures the suppressed ADS modes relative to their favoured counterparts, independently for B^+ and B^- mesons,

$$R_{+(h)}^{\bar{f}} = \frac{\Gamma(B^+ \rightarrow [f]_D h^+)}{\Gamma(B^+ \rightarrow [\bar{f}]_D h^+)}, \quad R_{-(h)}^{\bar{f}} = \frac{\Gamma(B^- \rightarrow [\bar{f}]_D h^-)}{\Gamma(B^- \rightarrow [f]_D h^-)}. \quad (6)$$

All the charge asymmetry measurements are affected by a possible asymmetry in the B^\pm production cross-section multiplied by any overall asymmetry from the LHCb detector, together denoted as σ' . This effective production asymmetry, defined as $A_{B^\pm} = \frac{\sigma'(B^-) - \sigma'(B^+)}{\sigma'(B^-) + \sigma'(B^+)}$, is measured in this analysis from the charge asymmetry of the most abundant $B^- \rightarrow [K^-\pi^+]_D \pi^-$ and $B^- \rightarrow [K^-\pi^-\pi^+\pi^-]_D \pi^-$ modes. This measurement is applied as a correction to all other CP asymmetry results. In these modes, the possible CP asymmetry, as derived from existing knowledge of γ and r_B in this decay [18], is smaller than the uncertainty on existing measurements of the B^\pm production asymmetry [19]. The CP asymmetry is thus assumed to be zero with a small systematic uncertainty. Remaining detection asymmetries, notably between K^- and K^+ , are corrected for using calibration samples.

2. Detector and simulation

The LHCb detector [20] is a single-arm forward spectrometer covering the pseudorapidity range $2 < \eta < 5$, designed for the study of particles containing b or c quarks. The detector includes a high-precision tracking system consisting of a silicon-strip vertex detector surrounding the pp interaction region, a large-area silicon-strip detector located upstream of a dipole magnet with a bending power of about 4Tm, and three stations of silicon-strip detectors and straw drift tubes placed downstream of the magnet. The tracking system provides a measurement of momentum, p , of charged particles with a relative uncertainty that varies from 0.5% at low momentum to 1.0% at 200 GeV/c. The minimum distance of a track to a primary vertex (PV), the impact parameter (IP), is measured with a resolution of $(15 + 29/p_T) \mu\text{m}$, where p_T is the component of the momentum transverse to the beam, in GeV/c. Different types of charged hadrons are distinguished using information from two ring-imaging Cherenkov detectors. Photons, electrons and hadrons are identified by a calorimeter system consisting of scintillating-pad and preshower detectors, an electromagnetic calorimeter and a hadronic calorimeter. Muons are identified by a system composed of alternating layers of iron and multiwire proportional chambers. The trigger consists of a hardware stage, based on information from the calorimeter and muon systems, followed by a software stage, in which all charged particles with $p_T > 500$ (300) MeV are reconstructed for 2011 (2012) data.

At the hardware trigger stage, events are required to have a muon with high p_T or a hadron, photon or electron with high transverse energy in the calorimeters. For hadrons, the transverse energy threshold is 3.5 GeV. The software trigger requires a two-, three- or four-track secondary vertex with significant displacement from the primary pp interaction vertices. At least one charged particle must have transverse momentum $p_T > 1.7$ GeV/c and be inconsistent with originating from a PV. A multivariate algorithm [21] is used for the identification of secondary vertices consistent with the decay of a b hadron.

In the simulation, pp collisions are generated using PYTHIA 8 [22] with a specific LHCb configuration [23]. Decays of hadronic particles are described by EVTGEN [24], in which final-state radiation is generated using PHOTOS [25]. The interaction of the generated particles with the detector, and its response, are implemented using the GEANT4 toolkit [26] as described in Ref. [27].

3. Event selection

After reconstruction of the D meson candidate from either two or four charged particles, the same basic event selection is applied to all $B^- \rightarrow Dh^-$ channels of interest. The reconstructed D meson candidate mass is required to be within ± 25 MeV/c² of its known value [28]. This mass range corresponds to approximately three times the mass resolution of the signal peaks. The kaon or pion originating from the B^\pm decay, subsequently referred to as the bachelor particle, is required to have p_T in the range 0.5–10.0 GeV/c and p in the range 5–100 GeV/c. These requirements ensure that the track is within the kinematic coverage of the RICH detectors, which are used to provide particle identification (PID) information. Details of the PID calibration procedure are given in Sect. 4. In addition, a kinematic fit is performed to each decay chain, with vertex constraints applied to both the B^\pm and D vertices, and the D candidate constrained to its known mass [29]. Events are required to have been triggered by either the decay products of the signal candidate or particles produced elsewhere in the pp collision. The B^\pm meson candidates with an invariant mass in the interval 5079–5899 MeV/c² are retained. Each B^\pm candidate is associated to the PV to which it has the smallest IP.

For both the two- and four-body D -mode selections, a pair of boosted decision tree (BDT) discriminators, implementing the gradient boost algorithm [30], are employed to achieve further background suppression. The BDTs are trained using simulated $B^- \rightarrow [K^-\pi^+(\pi^+\pi^-)]_D K^-$ decays together with a background sample of $K\pi^\pm$ combinations with invariant mass in the range 5900–7200 MeV/ c^2 . For the first BDT, those backgrounds with a D candidate mass more than ± 30 MeV/ c^2 away from the known D^0 mass are used in the training. In the second BDT, backgrounds with a D candidate mass within ± 25 MeV/ c^2 of the known D^0 mass are used. A loose cut on the classifier response of the first BDT is applied prior to training the second one. This focusses the second BDT training on backgrounds enriched with fully reconstructed D mesons.

The input to the BDT is a set of quantities that characterise the signal decay. These quantities can be divided into two categories: (1) properties of any particle and (2) properties of composite particles only (the D and B^\pm candidates). Specifically:

1. p , p_T and the square of the IP significance;
2. decay time, flight distance, decay vertex quality, radial distance between the decay vertex and the PV, and the angle between the particle's momentum vector and the line connecting the production and decay vertex.

Signal purity is improved by using a variable that estimates the imbalance of p_T around the B^\pm candidate, defined as

$$I_{p_T} = \frac{p_T(B^\pm) - \Sigma p_T}{p_T(B^\pm) + \Sigma p_T}, \quad (7)$$

where the sum is taken over tracks lying within a cone around the B^\pm candidate, excluding the tracks related to the signal. The cone is defined by a circle with a radius of 1.5 units in the plane of pseudorapidity and azimuthal angle (expressed in radians). The BDT thus gives preference to B^\pm candidates that are either isolated from the rest of the event, or consistent with a recoil against another b hadron.

No PID information is used in the BDT training so the efficiency for $B^- \rightarrow DK^-$ and $B^- \rightarrow D\pi^-$ decays is similar, with insignificant variations arising from the small differences in the kinematics. The cuts on the two BDT selections are optimised by minimising the expected uncertainty on $A_{\text{ADS}(K)}^{\pi K(\pi\pi)}$, as measured in the invariant mass fit described below. The purity of the sample is further improved with RICH information by requiring all kaons and pions in the D decay to be correctly identified with a PID selection that has an efficiency of about 85% per particle.

Peaking backgrounds from charmless decays are suppressed by requiring that the flight distance significance of the D candidate from the B^\pm decay vertex is larger than two standard deviations. The residual charmless contribution is interpolated from fits to the B^\pm mass spectrum (without the kinematic fit of the decay chain) in both the lower and upper D -mass sidebands. The charmless yields are determined independently for B^+ and B^- candidates and are later used in the mass fit as fixed terms, with their uncertainties included in the systematic uncertainties of the final results. The largest residual charmless contributions are in the $B^- \rightarrow [\pi^+\pi^-(\pi^+\pi^-)]_D K^-$ modes which show charge-integrated yields of 88 ± 11 and 115 ± 11 for the two- and four-pion modes. This is 7% and 8% of the measured signal yields.

Even with PID requirements, the suppressed ADS samples contain significant cross-feed from favoured signal decays where the K^- and a π^+ from the D decay are misidentified as a π^- and K^+ . This contamination is reduced by removing any candidate whose reconstructed D mass, under the exchange of mass

hypotheses between the kaon and an opposite-sign pion, lies within ± 15 MeV/ c^2 of the known D^0 mass. This veto is also applied to the favoured mode, with the same efficiency. The residual cross-feed rates are estimated in data from the favoured sample, assuming the veto and PID efficiencies factorise; they are $(4.3 \pm 0.2) \times 10^{-5}$ for $B^- \rightarrow [K^-\pi^+]_D h^-$ and $(2.7 \pm 0.1) \times 10^{-4}$ for $B^- \rightarrow [K^-\pi^+\pi^+\pi^-]_D h^-$.

After the above selections, multiple candidates exist in 0.1% and 1% of events in the $B^- \rightarrow [h^+h^-]_D h^-$ and $B^- \rightarrow [h^+h^-\pi^+\pi^-]_D h^-$ samples, respectively. Only one candidate per event is retained for the main fit. When more than one candidate is selected, the one with the best B^\pm vertex quality is retained.

4. Signal yields and systematic uncertainties

The values of the CP observables are determined using binned maximum-likelihood fits to the invariant mass distributions of selected B^\pm candidates. Independent fits are used for the $B^- \rightarrow [h^+h^-]_D h^-$ and $B^- \rightarrow [h^+h^-\pi^+\pi^-]_D h^-$ samples. Information from the RICH detectors is used to separate $B^- \rightarrow DK^-$ from $B^- \rightarrow D\pi^-$ decays with a PID requirement on the bachelor particle. Distinguishing between B^+ and B^- candidates, bachelor particle hypotheses, and four (three) D daughter final states, yields 16 (12) disjoint samples in the $B^- \rightarrow [h^+h^-]_D h^-$ ($B^- \rightarrow [h^+h^-\pi^+\pi^-]_D h^-$) fit, which are fitted simultaneously. The total probability density function (PDF) is built from two signal PDFs, for $B^- \rightarrow DK^-$ and $B^- \rightarrow D\pi^-$ decays, and three types of background PDF. All PDFs are identical for B^+ and B^- decays.

1. $B^- \rightarrow D\pi^-$

In the $D\pi^-$ samples an asymmetric double-Gaussian-like function is used for the $B^\pm \rightarrow D\pi^\pm$ signal,

$$f(m) = f_{\text{core}} \exp\left(\frac{-(m-\mu)^2}{2\sigma_c^2 + (m-\mu)^2\alpha_{L,R}}\right) + (1-f_{\text{core}}) \exp\left(\frac{-(m-\mu)^2}{2\sigma_w^2}\right), \quad (8)$$

which has a peak position μ and core width σ_c , where $\alpha_L(m < \mu)$ and $\alpha_R(m > \mu)$ parameterise the tails. The μ and α parameters are shared across all samples but the core width parameter varies independently for each D final state, except in the suppressed $\pi K(\pi\pi)$ PDFs which are required to be identical to their favoured $K\pi(\pi\pi)$ counterpart. The additional Gaussian function with a small fractional contribution of about 1% is found necessary to model satisfactorily the tails of the peak.

The $B^- \rightarrow D\pi^-$ decays misidentified as $B^- \rightarrow DK^-$ are displaced to higher mass in the DK^- subsamples. These misidentified candidates are modelled by the sum of two Gaussian functions with common mean but modified to include tail components as in Eq. (8). The mean, widths and one tail parameter are left to vary freely.

2. $B^- \rightarrow DK^-$

In the DK^- samples, Eq. (8) is again used for the signal PDF. The peak position μ and the two tail parameters α_L and α_R are fixed to those of the $B^- \rightarrow D\pi^-$ signal function, as are the wide component parameters f_{core} and σ_w . The core width parameter in each D mode is related to the corresponding $B^- \rightarrow D\pi^-$ width by a freely varying ratio common to all D final states. Misidentified $B^\pm \rightarrow DK^\pm$ candidates appear in the $D\pi^-$ subsamples and are described by a fixed shape obtained from simulation, which is later varied to determine a systematic uncertainty associated with this choice.

3. Combinatorial background

Due to the low background level, a linear function is sufficient to describe the entire invariant mass spectrum. Two common slope parameters are used, one for $D\pi^-$ and another for DK^- subsamples but yields vary independently.

4. Peaking backgrounds

Charmless B^\pm decay and the favoured mode cross-feed backgrounds both peak at the B^\pm mass and are indistinguishable from the signal. Their residual yields are estimated in data, entering the fit as fixed proportions of the favoured $B^- \rightarrow D\pi^-$ yield. A Gaussian function is used for the PDF, with a (25 ± 2) MeV/ c^2 width parameter that is taken from simulation; this is about 50% wider than the signal PDF.

5. Partially reconstructed b -hadron decays

Partially reconstructed backgrounds generally have lower invariant mass than the signal peak. The dominant contributions are from $B^- \rightarrow Dh^- \pi^0$, $B^- \rightarrow D^{*0} \pi^-$ and $B^0 \rightarrow D^{*+} \pi^-$ decays where either a photon or a pion is missed in the reconstruction. The distribution of each of these sources in the invariant mass spectrum depends on the spin and mass of the missing particle. If the missing particle has spin-parity 0^- (1^-), the distribution is parameterised by a parabola with positive (negative) curvature convolved with a Gaussian resolution function. The kinematics of the decay that produced the missing particle define the endpoints of the range of the parabola. Decays in which both a particle is missed and a bachelor pion is misidentified as a kaon are parameterised with a semi-empirical PDF, formed from the sum of Gaussian and error functions. The parameters of each partially reconstructed PDF are fixed to the values found in fits to simulated events, and are varied as a source of systematic uncertainty. The yields of each contribution vary independently in each subsample, where all partially reconstructed decay modes share a common effective charge asymmetry across all D modes. Though its effect is mitigated by the limited range of the mass fit, large CP violation in the low-mass background is possible in the GLW and ADS samples, so a systematic uncertainty is assigned.

In the $B^- \rightarrow [K^+K^-]_D h^-$ samples, $\Lambda_b^0 \rightarrow [p^+K^-\pi^+]_{\Lambda_c^+} h^-$ decays contribute to background when the pion is missed and the proton is misidentified as the second kaon. The wide PDF of this component is fixed from simulation but the yield in the $B^- \rightarrow [K^+K^-]_D \pi^-$ subsample varies freely. The $\Lambda_b^0 \rightarrow [p^+K^-\pi^+]_{\Lambda_c^+} K^-$ yield is constrained using a recent measurement of $\mathcal{B}(\Lambda_b^0 \rightarrow \Lambda_c^+ K^-) / \mathcal{B}(\Lambda_b^0 \rightarrow \Lambda_c^+ \pi^-)$ [31]. Furthermore, $B_s^0 \rightarrow \bar{D}^0 K^- \pi^+$ decays, where the pion is missed, form a background for the suppressed $B^- \rightarrow DK^-$ modes. The yield of this component varies in the fit but the PDF is taken from a simulation model of the three-body B_s^0 decay [32], smeared to match the resolution measured in data.

In the DK^- subsamples, the $B^\pm \rightarrow D\pi^-$ cross-feed can be determined by the fit to data. The $B^- \rightarrow DK^-$ cross-feed into the $D\pi^-$ subsamples is not well separated from background, so the expected yield is determined by a PID calibration procedure using approximately 20 million $D^{*+} \rightarrow [K^-\pi^+]_D \pi^+$ decays. The clean reconstruction of this charm decay is performed using kinematic variables only and thus provides a high purity sample of K^\mp and π^\pm tracks, unbiased in the PID variables. The PID efficiency depends on track momentum and pseudorapidity, as well as the number of tracks in the event. The effective PID efficiency of the signal is determined by weighting the calibration sample such that the distributions of these variables match those of the selected candidates in the $B^- \rightarrow D\pi^-$ mass distribution. It is found that

Table 1

Signal yields as measured in the $B^- \rightarrow [h^+h^-]_D h^-$ and $B^- \rightarrow [h^+h^- \pi^+ \pi^-]_D h^-$ invariant mass fits, together with their statistical uncertainties.

Decay mode	Yield
$B^\pm \rightarrow [K^\pm \pi^\mp]_D \pi^\pm$	$378,050 \pm 650$
$B^\pm \rightarrow [K^\pm \pi^\mp]_D K^\pm$	$29,470 \pm 230$
$B^\pm \rightarrow [K^+ K^-]_D \pi^\pm$	$50,140 \pm 270$
$B^\pm \rightarrow [K^+ K^-]_D K^\pm$	3816 ± 92
$B^\pm \rightarrow [\pi^+ \pi^-]_D \pi^\pm$	$14,680 \pm 130$
$B^\pm \rightarrow [\pi^+ \pi^-]_D K^\pm$	1162 ± 48
$B^\pm \rightarrow [\pi^\pm K^\mp]_D \pi^\pm$	1360 ± 44
$B^\pm \rightarrow [\pi^\pm K^\mp]_D K^\pm$	553 ± 34
$B^\pm \rightarrow [K^\pm \pi^\mp \pi^+ \pi^-]_D \pi^\pm$	$142,910 \pm 390$
$B^\pm \rightarrow [K^\pm \pi^\mp \pi^+ \pi^-]_D K^\pm$	$11,330 \pm 140$
$B^\pm \rightarrow [\pi^+ \pi^- \pi^+ \pi^-]_D \pi^\pm$	$19,360 \pm 150$
$B^\pm \rightarrow [\pi^+ \pi^- \pi^+ \pi^-]_D K^\pm$	1497 ± 60
$B^\pm \rightarrow [\pi^\pm K^\mp \pi^+ \pi^-]_D \pi^\pm$	539 ± 26
$B^\pm \rightarrow [\pi^\pm K^\mp \pi^+ \pi^-]_D K^\pm$	159 ± 17

68.0% ($\epsilon_{\text{PID}(K)}$) of $B^- \rightarrow DK^-$ decays pass the bachelor kaon PID requirement; the remaining 32.0% cross-feed into the $B^- \rightarrow D\pi^-$ sample. With this selection, approximately 98% of the $B^- \rightarrow D\pi^-$ decays are correctly identified. Due to the size of the calibration sample, the statistical uncertainty is negligible; the systematic uncertainty of the method is determined by the size of the signal track samples used, and thus increases for the lower statistics modes. The systematic uncertainty on $\epsilon_{\text{PID}(K)}$ ranges from 0.3% in $B^- \rightarrow [K^- \pi^+]_D K^-$ to 1.5% in $B^- \rightarrow [\pi^+ \pi^- \pi^+ \pi^-]_D K^-$.

In order to measure CP asymmetries, the detection asymmetries for K^\pm and π^\pm must be taken into account. A detection asymmetry of $(-0.96 \pm 0.10)\%$ is assigned for each kaon in the final state, arising from the fact that the nuclear interaction length of K^- mesons is shorter than that of K^+ mesons. This is computed by comparing the charge asymmetries in $D^- \rightarrow K^+ \pi^- \pi^-$ and $D^- \rightarrow K_s^0 \pi^-$ calibration samples and weighting to the kinematics of the signal kaons. The equivalent asymmetry for pions is smaller ($-0.17 \pm 0.10\%$) and is taken from Ref. [33]. The CP asymmetries in the favoured $B^- \rightarrow [K^- \pi^+ (\pi^+ \pi^-)]_D \pi^-$ decays are fixed to zero, with a systematic uncertainty of 0.16% calculated from existing knowledge of γ and r_B in this decay [18], with no assumption made about the strong phase. This enables the effective production asymmetry, A_{B^\pm} , to be measured and simultaneously subtracted from the charge asymmetry measurements in other modes. The signal yield for each mode is a sum of the number of signal and cross-feed candidates; their values are given in Table 1. The corresponding invariant mass spectra, separated by charge, are shown in Figs. 1–7.

To obtain the observables $R_{K/\pi}^f$, the ratio of yields must be corrected by the relative efficiency with which $B^- \rightarrow DK^-$ and $B^- \rightarrow D\pi^-$ decays are reconstructed and selected. From simulation, this ratio is found to be 1.017 ± 0.017 and 1.018 ± 0.026 for the two- and four-body D decay selections. The uncertainties are calculated from the finite size of the simulated samples and account for imperfect modelling of the relative pion and kaon absorption in the detector material.

The 21 observables of interest are free parameters of the fit. The systematic uncertainties associated with fixed external parameters are assessed by repeating the fit many times, varying the value of each external parameter according to a Gaussian distribution within its uncertainty. The resulting spread (RMS) in each observable's value is taken as the systematic uncertainty on that observable due to the external source. The systematic uncertainties, grouped into four categories, are listed in Tables 2 and 3 for

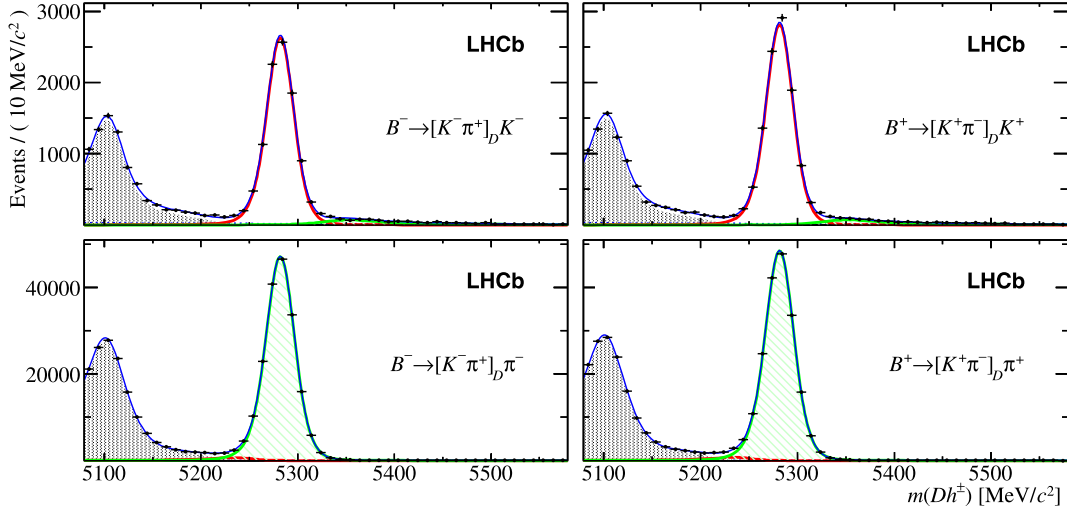


Fig. 1. Invariant mass distributions of selected $B^\pm \rightarrow [K^\pm \pi^\mp]_D h^\pm$ candidates, separated by charge, with $B^-(B^+)$ candidates on the left (right). The top plots contain the $B^\pm \rightarrow DK^\pm$ candidate sample, as defined by a PID requirement on the bachelor particle. The remaining candidates are placed in the bottom row, reconstructed with a pion hypothesis for the bachelor. The red (thick, open) and green (hatched-area) curves represent the $B^\pm \rightarrow DK^\pm$ and $B^\pm \rightarrow D\pi^\pm$ signals. The shaded part indicates partially reconstructed decays, the dotted line, where visible, shows the combinatorial component, and the total PDF is drawn as a thin blue line. (For interpretation of the references to colour in this figure legend, the reader is referred to the web version of this article.)

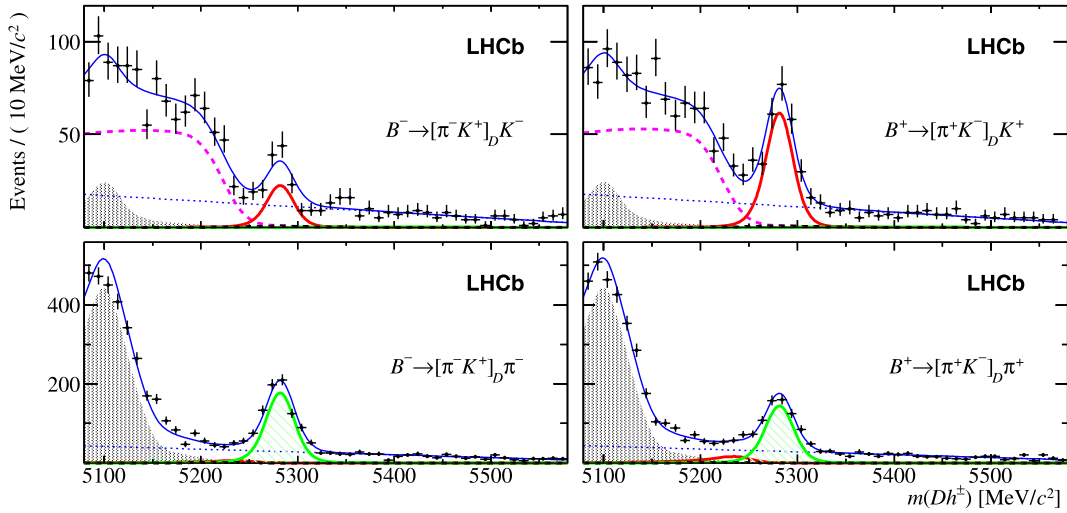


Fig. 2. Invariant mass distributions of selected $B^\pm \rightarrow [\pi^\pm K^\mp]_D h^\pm$ decays, separated by charge. The dashed pink line left of the signal peak shows partially reconstructed $B^\pm \rightarrow [K^\pm \pi^\mp]_D K^\mp \pi^\pm$ decays, where the bachelor pion is missed. The favoured mode cross-feed is also included in the fit, but is too small to be seen. See the caption of Fig. 1 for other definitions. (For interpretation of the references to colour in this figure legend, the reader is referred to the web version of this article.)

Table 2

Systematic uncertainties for the $B^- \rightarrow [h^+ h^-]_D h^-$ CP observables quoted as a percentage of the statistical uncertainty on the observable. PID refers to the PID calibration procedure. Bkg refers to the choice of background shapes and yields in the fit. Sim refers to the use of finite samples of simulated events to determine efficiency ratios. Asym refers to the fixed pion and kaon detection asymmetries, and the assumption of no CP violation in $B^- \rightarrow D^0 \pi^-$ decays.

[%]	$A_K^{K\pi}$	$R_{K/\pi}^{K\pi}$	A_K^{KK}	A_π^{KK}	R^{KK}	$A_K^{\pi\pi}$	$A_\pi^{\pi\pi}$	$R^{\pi\pi}$	$R_{ADS(\pi)}^{\pi K}$	$R_{ADS(K)}^{\pi K}$	$A_{ADS(\pi)}^{\pi K}$	$A_{ADS(K)}^{\pi K}$
PID	42	95	11	1	38	9	9	39	29	25	15	5
Bkg	65	190	34	3	84	30	28	48	69	74	24	15
Sim	21	250	14	0	24	8	7	13	29	30	8	5
Asym	23	27	11	34	6	7	20	5	12	13	7	8
Total	83	330	40	34	96	33	36	64	81	85	30	19

Table 3

Systematic uncertainties for the $B^- \rightarrow [h^+ h^- \pi^+ \pi^-]_D h^-$ CP observables quoted as a percentage of the statistical uncertainty on the observable. See the Table 2 caption for definitions.

[%]	$R_{K/\pi}^{K\pi\pi\pi}$	$R^{\pi\pi\pi\pi}$	$R_{ADS(K)}^{\pi K\pi\pi}$	$R_{ADS(\pi)}^{\pi K\pi\pi}$	$A_K^{K\pi\pi\pi}$	$A_{ADS(K)}^{\pi K\pi\pi}$	$A_{ADS(\pi)}^{\pi K\pi\pi}$	$A_K^{\pi\pi\pi\pi}$	$A_\pi^{\pi\pi\pi\pi}$
PID	37	43	1	2	1	1	0	0	1
Bkg	63	28	40	33	2	36	8	54	21
Sim	160	0	0	0	0	1	0	0	0
Asym	20	5	7	6	16	5	5	8	22
Total	180	51	41	34	16	36	10	54	30

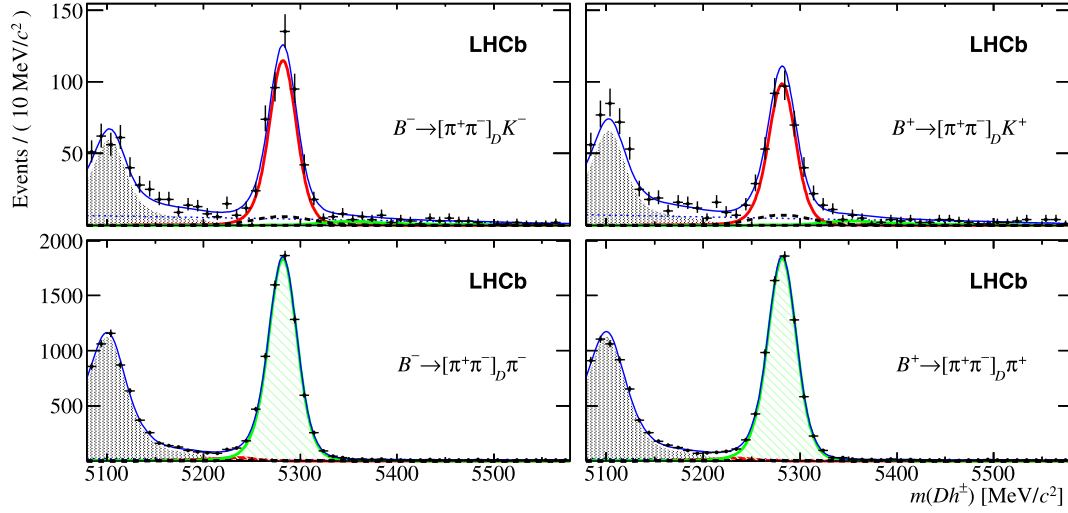


Fig. 3. Invariant mass distributions of selected $B^\pm \rightarrow [\pi^+\pi^-]_D h^\pm$ candidates, separated by charge. The dashed black line represents the residual contribution from charmless decays. This component is present in the D final states considered, but is most visible in this case. See the caption of Fig. 1 for other definitions. (For interpretation of the colours in this figure, the reader is referred to the web version of this article.)

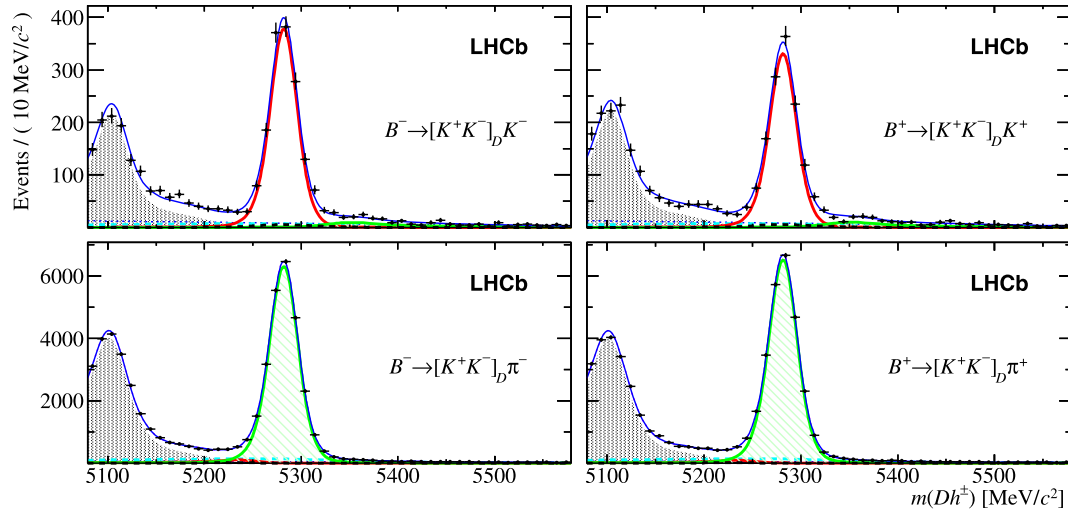


Fig. 4. Invariant mass distributions of selected $B^\pm \rightarrow [K^+K^-]_D h^\pm$ candidates, separated by charge. The dashed cyan line represents partially reconstructed $A_b^0 \rightarrow [p^+K^-\pi^+]_{A_s^+} h^-$ decays, where the pion is missed and the proton is misidentified as a kaon. See the caption of Fig. 1 for other definitions. (For interpretation of the references to colour in this figure legend, the reader is referred to the web version of this article.)

the two-body and four-body D mode fits. Correlations between the categories are negligible and the total systematic uncertainties are given by the sums in quadrature.

5. Results

The results of the fits to data, with statistical and systematic uncertainties, are:

$$A_K^{K\pi} = -0.0194 \pm 0.0072 \pm 0.0060$$

$$R_{K/\pi}^{K\pi} = 0.0779 \pm 0.0006 \pm 0.0019$$

$$A_K^{KK} = 0.087 \pm 0.020 \pm 0.008$$

$$A_\pi^{KK} = -0.0145 \pm 0.0050 \pm 0.0017$$

$$R^{KK} = 0.968 \pm 0.022 \pm 0.021$$

$$A_K^{\pi\pi} = 0.128 \pm 0.037 \pm 0.012$$

$$A_\pi^{\pi\pi} = 0.0043 \pm 0.0086 \pm 0.0031$$

$$R^{\pi\pi} = 1.002 \pm 0.040 \pm 0.026$$

$$R_{\text{ADS}(\pi)}^{\pi K} = 0.00360 \pm 0.00012 \pm 0.00009$$

$$R_{\text{ADS}(K)}^{\pi K} = 0.0188 \pm 0.0011 \pm 0.0010$$

$$A_{\text{ADS}(\pi)}^{\pi K} = 0.100 \pm 0.031 \pm 0.009$$

$$A_{\text{ADS}(K)}^{\pi K} = -0.403 \pm 0.056 \pm 0.011,$$

$$R_{K/\pi}^{K\pi\pi\pi} = 0.0793 \pm 0.0010 \pm 0.0018$$

$$R^{\pi\pi\pi\pi} = 0.975 \pm 0.037 \pm 0.019$$

$$R_{\text{ADS}(K)}^{\pi K\pi\pi} = 0.0140 \pm 0.0015 \pm 0.0006$$

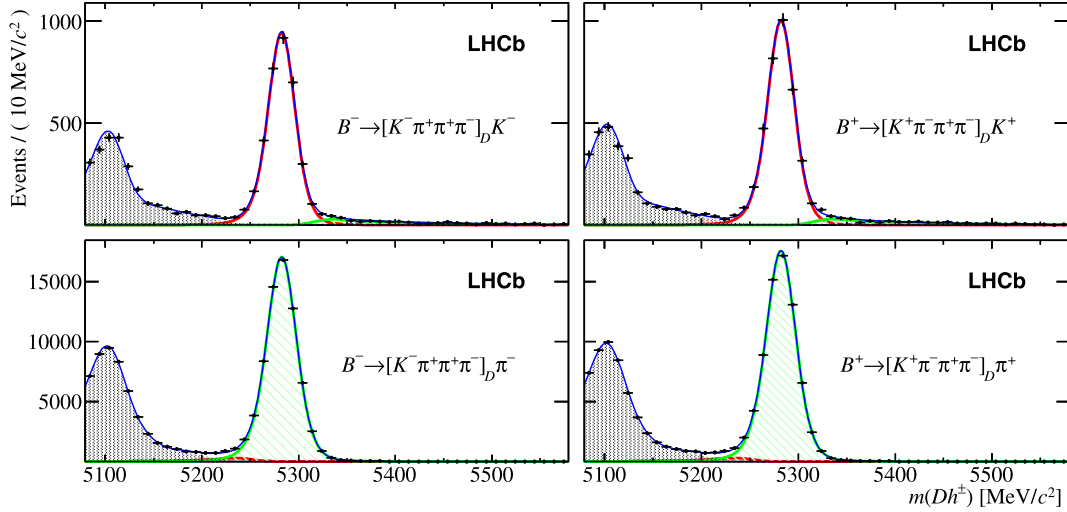


Fig. 5. Invariant mass distributions of selected $B^\pm \rightarrow [K^\pm \pi^\mp \pi^+ \pi^-]_D h^\pm$ candidates, separated by charge. See the caption of Fig. 1 for the definitions. (For interpretation of the colours in this figure, the reader is referred to the web version of this article.)

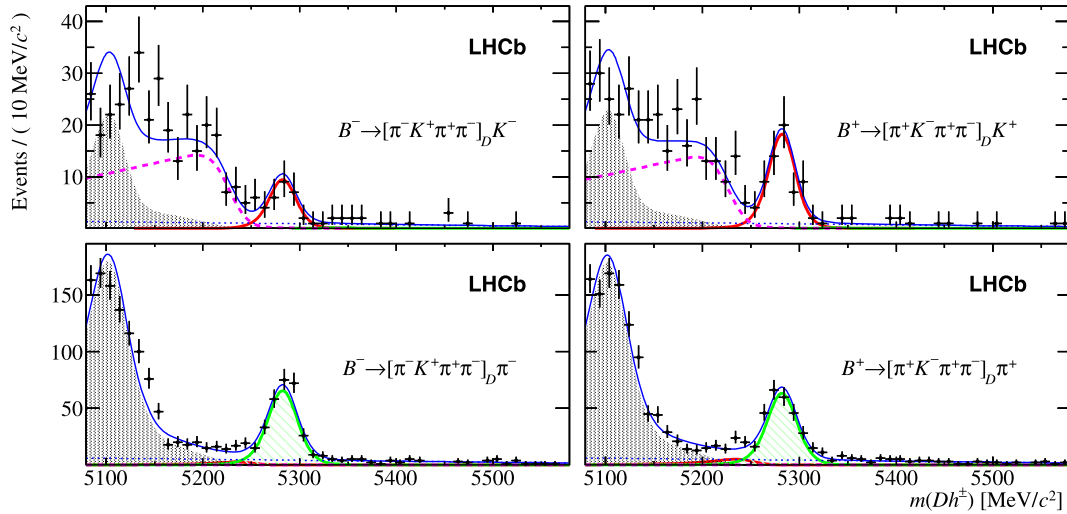


Fig. 6. Invariant mass distributions of selected $B^\pm \rightarrow [\pi^\pm K^\mp \pi^+ \pi^-]_D h^\pm$ candidates, separated by charge. The dashed pink line left of the signal peak shows partially reconstructed $B_s^0 \rightarrow [K^+ \pi^- \pi^+ \pi^-]_D K^- \pi^+$ decays, where the bachelor pion is missed. See the caption of Fig. 1 for other definitions. (For interpretation of the references to colour in this figure legend, the reader is referred to the web version of this article.)

$$R_{\text{ADS}(\pi)}^{\pi K \pi \pi} = 0.00377 \pm 0.00018 \pm 0.00006$$

$$A_K^{\pi K \pi \pi} = 0.000 \pm 0.012 \pm 0.002$$

$$A_{\text{ADS}(K)}^{\pi K \pi \pi} = -0.313 \pm 0.102 \pm 0.038$$

$$A_{\text{ADS}(\pi)}^{\pi K \pi \pi} = 0.023 \pm 0.048 \pm 0.005$$

$$A_K^{\pi \pi \pi \pi} = 0.100 \pm 0.034 \pm 0.018$$

$$A_\pi^{\pi \pi \pi \pi} = -0.0041 \pm 0.0079 \pm 0.0024.$$

These results supersede those in Refs. [9] and [17] except for the results relating to the four-pion D decay, which are reported for the first time. The correlation matrices are given in the Appendix. The statistical correlations for the observables R_{ADS} and A_{ADS} are small. The alternative ADS observables are calculated: $R_{+(K)}^{\pi K} = (2.58 \pm 0.23)\%$; $R_{-(K)}^{\pi K} = (1.15 \pm 0.14)\%$; $R_{+(\pi)}^{\pi K} = (3.22 \pm 0.18) \times 10^{-3}$; $R_{-(\pi)}^{\pi K} = (3.98 \pm 0.19) \times 10^{-3}$; $R_{+(K)}^{\pi K \pi \pi} = (1.82 \pm$

$0.25)\%$; $R_{-(K)}^{\pi K \pi \pi} = (0.98 \pm 0.20)\%$; $R_{+(\pi)}^{\pi K \pi \pi} = (3.68 \pm 0.26) \times 10^{-3}$; and $R_{-(\pi)}^{\pi K \pi \pi} = (3.87 \pm 0.26) \times 10^{-3}$, where the quoted uncertainties combine statistical and systematic effects.

The asymmetries in the two CP -even D decays, $D \rightarrow K^+ K^-$ and $D \rightarrow \pi^+ \pi^-$, are averaged by noting that their systematic uncertainties are nearly fully correlated,

$$A_{CP(K)} = 0.097 \pm 0.018 \pm 0.009,$$

$$A_{CP(\pi)} = -0.0098 \pm 0.0043 \pm 0.0021.$$

Similarly the average ratio of partial widths from these D modes is

$$R^{(KK, \pi \pi)} = 0.978 \pm 0.019 \pm 0.018 (\pm 0.010);$$

in this case the systematic uncertainties, which are dominated by different background estimations, are only weakly correlated. The third uncertainty arises only when the simplifying assumption is made that $r_B = 0$ in $B^- \rightarrow D \pi^-$ decays. In this case, $R^{(KK, \pi \pi)}$

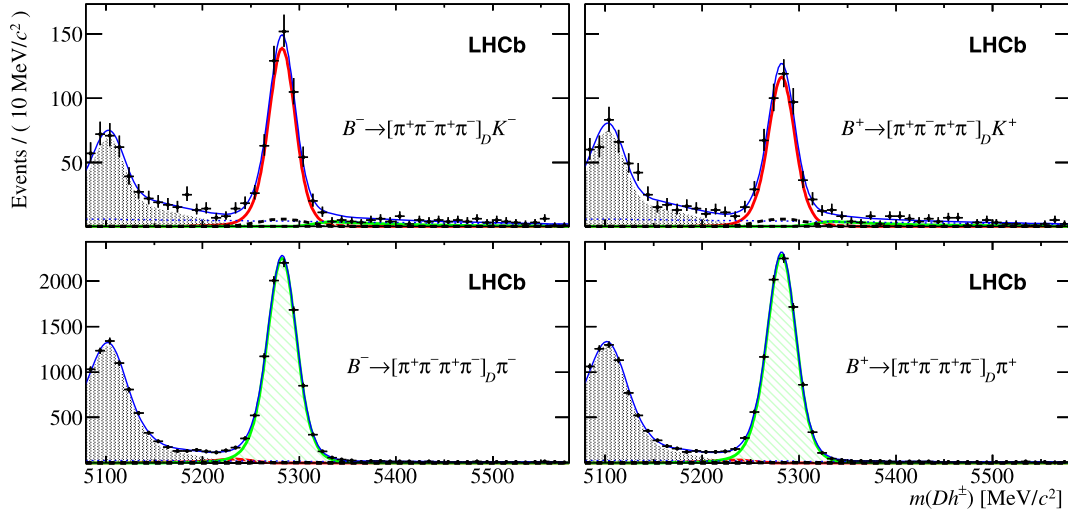


Fig. 7. Invariant mass distributions of selected $B^\pm \rightarrow [\pi^+\pi^-\pi^+\pi^-]_D h^\pm$ candidates, separated by charge. The dashed black line represents the residual contribution from charmless decays. See the caption of Fig. 1 for other definitions. (For interpretation of the colours in this figure, the reader is referred to the web version of this article.)

becomes equal to the classic GLW observable $R_{CP(K)}$ [5]. This additional uncertainty is applicable to the KK and $\pi\pi$ modes individually but the equivalent uncertainty for the four-pion mode is lower, ± 0.005 , due to the reduced coherence in that D decay.

The significance of these measurements may be quantified from the likelihood ratio with respect to a CP -symmetric null hypothesis, $\sqrt{-2\log(\mathcal{L}_0/\mathcal{L})}$. The significance of CP violation in the ADS mode $B^- \rightarrow [\pi^- K^+]_D K^-$ is 8.0σ (standard deviations) and represents the first observation of CP violation in a single $B^- \rightarrow Dh^-$ decay mode. The combination of the two GLW modes $B^- \rightarrow [K^+ K^-]_D K^-$ and $B^- \rightarrow [\pi^+ \pi^-]_D K^-$ also demonstrates a CP -violation effect with 5.0σ significance. Taken together, the ADS and GLW modes of the $B^- \rightarrow D\pi^-$ decays show evidence of CP violation with 3.9σ significance after accounting for systematic uncertainties. The $B^- \rightarrow [\pi^+ \pi^- \pi^+ \pi^-]_D K^-$ data shows a 2.7σ CP -violation effect.

6. Acceptance effects

The non-uniform acceptance across the phase space of the four-body modes affects the applicability of the external coherence factor and strong phase difference measurements [11] in the interpretation of these results. With an acceptance model for the four-body D decays from simulation, the effective values of the $D \rightarrow K^+ \pi^- \pi^+ \pi^-$ coherence parameters are calculated using a range of plausible amplitude models. The acceptance is found to be almost uniform and the effective values of the coherence parameters are close to those for perfect acceptance. The additional systematic uncertainties on $\kappa^{K3\pi}$ and $\delta_D^{K3\pi}$, when interpreting the four-body results reported here, are ± 0.01 and $\pm 2.3^\circ$. In a similar study, the additional systematic uncertainty associated with the modulation of the CP fraction $F_+^{4\pi}$ by the LHCb acceptance is estimated to be ± 0.02 .

It has been shown that D -mixing effects must be taken into account when using these CP observables in the determination of γ [34]. The correction is most important in the ADS observables of $B^- \rightarrow D\pi^-$ decays and is corrected for using knowledge of the decay-time acceptance. From simulation samples, a decay-time acceptance function is defined for both the two-body and four-body D -mode selections. The D -mixing coefficient α , defined in [34], is found to be -0.59 and -0.57 for the two- and four-body cases,

with negligible uncertainties compared to those of the x and y D -mixing parameters.

7. Discussion and conclusions

World-best measurements of CP observables in $B^- \rightarrow Dh^-$ decays are obtained with the D meson reconstructed in $K^- \pi^+$, $K^+ K^-$, $\pi^+ \pi^-$, $\pi^- K^+$, $K^- \pi^+ \pi^+ \pi^-$ and $\pi^- K^+ \pi^+ \pi^-$ final states; this supersedes earlier work [9,16]. Measurements exploiting the four-pion D decay are reported for the first time with the $B^- \rightarrow [\pi^+ \pi^- \pi^+ \pi^-]_D K^-$ decay showing an indication of CP violation at the 2.7σ level. The charge asymmetry in this mode is positive, similar to the classic GLW modes, $B^- \rightarrow [K^+ K^-]_D K^-$ and $B^- \rightarrow [\pi^+ \pi^-]_D K^-$, in line with expectation for a multi-body D mode with a CP fraction greater than 0.5 [15].

A comparison with SM expectation is made by calculating the CP observables from current best-fit values of $\gamma = (73.2_{-7.0}^{+6.3})^\circ$ as well as $\delta_B = (125.4_{-7.8}^{+7.0})^\circ$ and $r_B = (9.70_{-0.63}^{+0.62})\%$ for $B^\pm \rightarrow DK^\pm$ decays [2]. For $B^\pm \rightarrow D\pi^\pm$ decays, where no independent information on r_B and δ_B is available, uniform PDFs are used, $180^\circ < \delta_B < 360^\circ$ and $0.004 < r_B < 0.008$. The D -decay parameters are taken from the literature: $r_D^2 = (0.349 \pm 0.004)\%$ and $\delta_D = (191.8_{-14.7}^{+9.5})^\circ$ [35]; $F_+^{4\pi} = 0.737 \pm 0.028$ [15]; $r_D^{K3\pi} = (5.52 \pm 0.007)\%$, $\delta_D^{K3\pi} = (170_{-39}^{+37})^\circ$ and $\kappa_D^{K3\pi} = 0.32_{-0.08}^{+0.12}$ [11]. The current world averages of the D -mixing parameters are $x = (0.37 \pm 0.16)\%$ and $y = (0.66_{-0.10}^{+0.07})\%$ [35], and the α coefficients reported in Sec. 6 are used for the small D -mixing correction. For these inputs, the central 68% confidence-level expectation interval is displayed in Fig. 8, together with the results presented herein. It is seen that the $B^- \rightarrow DK^-$ measurements are compatible with expectation and that the improvement in the knowledge of the A_{ADS} observables is particularly significant. The measurements presented in this paper improve many of the CP observables used in global fits for the unitarity triangle angle γ as well as the hadronic parameters r_B and δ_B for these decays. An improvement in the global best-fit precision on γ of around 15% is anticipated from this work.

Acknowledgements

We express our gratitude to our colleagues in the CERN accelerator departments for the excellent performance of the LHC.

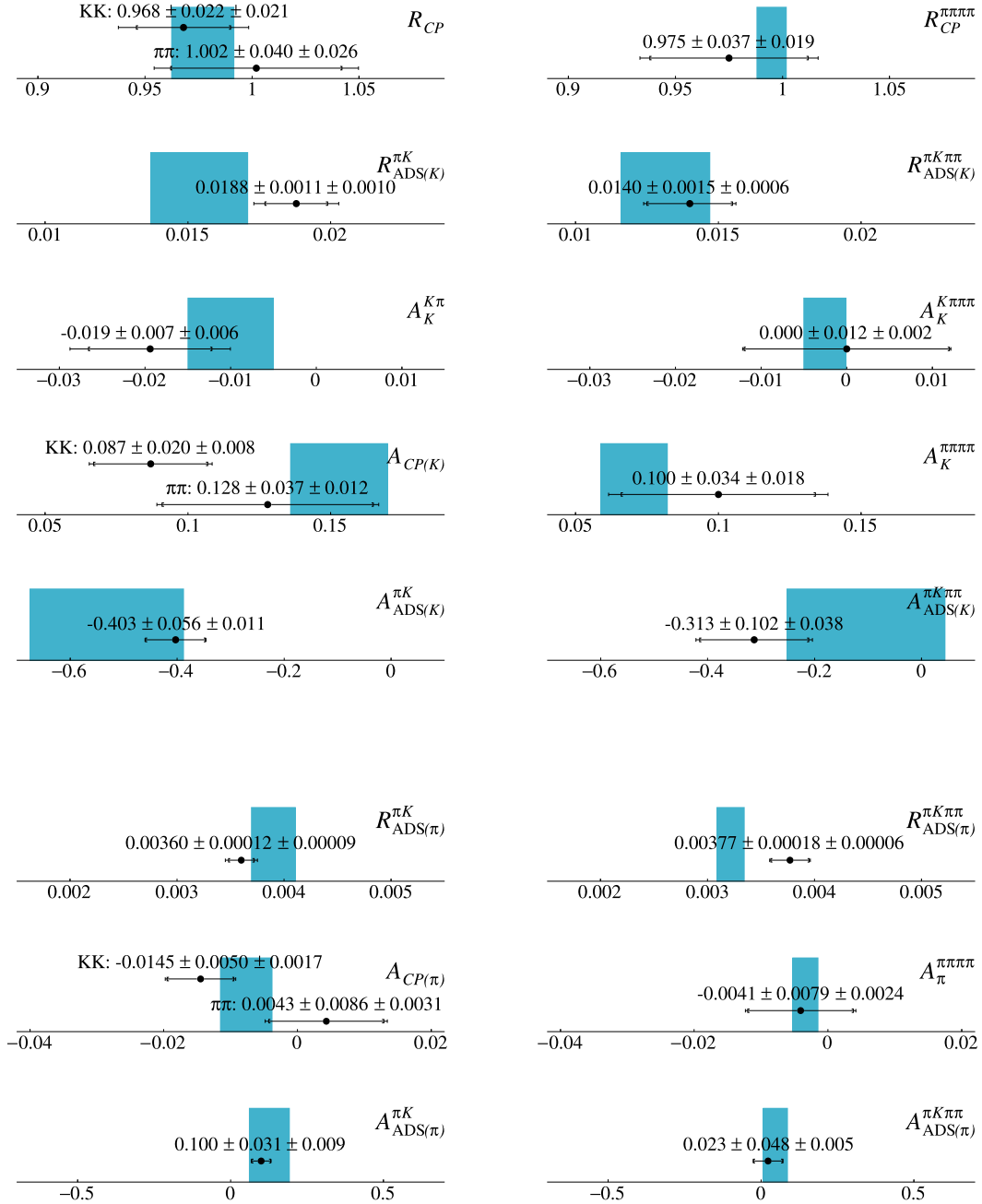


Fig. 8. Comparison of selected results with an SM expectation (shaded) based on existing knowledge of the underlying parameters and D -decay measurements, as described in the text. The first five rows show $B^- \rightarrow DK^-$ observables, two-body D decay on the left and four-body on the right. The last three rows show $B^- \rightarrow D\pi^-$ observables.

We thank the technical and administrative staff at the LHCb institutes. We acknowledge support from CERN and from the national agencies: CAPES, CNPq, FAPERJ and FINEP (Brazil); NSFC (China); CNRS/IN2P3 (France); BMBF, DFG and MPG (Germany); INFN (Italy); FOM and NWO (The Netherlands); MNiSW and NCN (Poland); MEN/IFA (Romania); MinES and FANO (Russia); MINECO (Spain); SNSF and SER (Switzerland); NASU (Ukraine); STFC (United Kingdom); NSF (USA). We acknowledge the computing resources that are provided by CERN, IN2P3 (France), KIT and DESY (Germany), INFN (Italy), SURF (The Netherlands), PIC (Spain), GridPP (United Kingdom), RRCKI and Yandex LLC (Russia), CSCS (Switzerland), IFIN-HH (Romania), CBPF (Brazil), PL-GRID (Poland) and OSC (USA). We are indebted to the communities behind the multiple open source software packages on which we depend. Individ-

ual groups or members have received support from AvH Foundation (Germany), EPLANET, Marie Skłodowska-Curie Actions and ERC (European Union), Conseil Général de Haute-Savoie, Labex ENIGMASS and OCEVU, Région Auvergne (France), RFBR and Yandex LLC (Russia), GVA, XuntaGal and GENCAT (Spain), Herchel Smith Fund, The Royal Society, Royal Commission for the Exhibition of 1851 and the Leverhulme Trust (United Kingdom).

Appendix A. Correlation matrices

The statistical uncertainty correlation matrices are given in [Table A.4](#) and [A.5](#) for the 2-body and 4-body fits to data. The correlations between systematic uncertainties are provided in [Tables A.6](#) and [A.7](#).

References

- [1] N. Cabibbo, Unitary symmetry and leptonic decays, *Phys. Rev. Lett.* 10 (1963) 531;
M. Kobayashi, T. Maskawa, CP violation in the renormalizable theory of weak interaction, *Prog. Theor. Phys.* 49 (1973) 652.
- [2] CKMfitter Group, J. Charles, et al., CP violation and the CKM matrix: assessing the impact of the asymmetric B factories, *Eur. Phys. J. C* 41 (2005) 1, arXiv:hep-ph/0406184.
- [3] UTfit Collaboration, M. Bona, et al., The unitarity triangle fit in the Standard Model and hadronic parameters from lattice QCD, *J. High Energy Phys.* 10 (2006) 081, arXiv:hep-ph/0606167.
- [4] M. Gronau, D. London, How to determine all the angles of the unitarity triangle from $B^0 \rightarrow DK_S^0$ and $B^0_s \rightarrow D\phi$, *Phys. Lett. B* 253 (1991) 483.
- [5] M. Gronau, D. Wyler, On determining a weak phase from charged B decay asymmetries, *Phys. Lett. B* 265 (1991) 172.
- [6] D. Atwood, I. Dunietz, A. Soni, Enhanced CP violation with $B \rightarrow KD^0(D^0)$ modes and extraction of the CKM angle γ , *Phys. Rev. Lett.* 78 (1997) 3257, arXiv:hep-ph/9612433.
- [7] BaBar Collaboration, J.P. Lees, et al., Observation of direct CP violation in the measurement of the Cabibbo–Kobayashi–Maskawa angle γ with $B^\pm \rightarrow D^{(*)}K^{(*)\pm}$ decays, *Phys. Rev. D* 87 (2013) 052015, arXiv:1301.1029.
- [8] Belle Collaboration, Evidence for the suppressed decay $B^- \rightarrow DK^-, D \rightarrow K^+\pi^-,$ *Phys. Rev. Lett.* 106 (2011) 231803, arXiv:1103.5951.
- [9] LHCb Collaboration, R. Aaij, et al., Observation of CP violation in $B^\pm \rightarrow DK^\pm$ decays, *Phys. Lett. B* 712 (2012) 203, Erratum, *Phys. Lett. B* 713 (2012) 351, arXiv:1203.3662.
- [10] D. Atwood, A. Soni, Role of charm factory in extracting CKM phase information via $B \rightarrow DK$, *Phys. Rev. D* 68 (2003) 033003, arXiv:hep-ph/0304085.
- [11] T. Evans, et al., Improved determination of the $D \rightarrow K^-\pi^+\pi^+\pi^-$ coherence factor and associated hadronic parameters from a combination of $e^+e^- \rightarrow \psi(3770) \rightarrow c\bar{c}$ and $pp \rightarrow c\bar{c}X$ data, arXiv:1602.07430.
- [12] CLEO Collaboration, N. Lowrey, et al., Determination of the $D^0 \rightarrow K^-\pi^+\pi^0$ and $D^0 \rightarrow K^-\pi^+\pi^+\pi^-$ coherence factors and average strong-phase differences using quantum-correlated measurements, *Phys. Rev. D* 80 (2009) 031105, arXiv:0903.4853.
- [13] LHCb Collaboration, R. Aaij, et al., First observation of $D^0 - \bar{D}^0$ oscillations in $D^0 \rightarrow K^+\pi^-\pi^+\pi^-$ decays and measurement of the associated coherence parameters, arXiv:1602.07224.
- [14] M. Nayak, et al., First determination of the CP content of $D \rightarrow \pi^+\pi^-\pi^0$ and $D \rightarrow K^+K^-\pi^0$, *Phys. Lett. B* 740 (2015) 1, arXiv:1410.3964.
- [15] S. Malde, et al., First determination of the CP content of $D \rightarrow \pi^+\pi^-\pi^+\pi^-$ and updated determination of the CP contents of $D \rightarrow \pi^+\pi^-\pi^0$ and $D \rightarrow K^+K^-\pi^0$, *Phys. Lett. B* 747 (2015) 9, arXiv:1504.05878.
- [16] LHCb Collaboration, R. Aaij, et al., Observation of the suppressed ADS modes $B^\pm \rightarrow [\pi^\pm K^\mp \pi^+\pi^-]_D K^\pm$ and $B^\pm \rightarrow [\pi^\pm K^\mp \pi^+\pi^-]_D \pi^\pm$, *Phys. Lett. B* 723 (2013) 44, arXiv:1303.4646.
- [17] LHCb Collaboration, R. Aaij, et al., A study of CP violation in $B^\mp \rightarrow Dh^\mp$ ($h = K, \pi$) with the modes $D \rightarrow K^\mp \pi^\pm \pi^0$, $D \rightarrow \pi^+\pi^-\pi^0$ and $D \rightarrow K^+K^-\pi^0$, *Phys. Rev. D* 91 (2015) 112014, arXiv:1504.05442.
- [18] LHCb Collaboration, R. Aaij, et al., A measurement of the CKM angle γ from a combination of $B^\pm \rightarrow Dh^\pm$ analyses, *Phys. Lett. B* 726 (2013) 151, arXiv:1305.2050.
- [19] LHCb Collaboration, R. Aaij, et al., Measurements of the branching fractions and CP asymmetries of $B^\pm \rightarrow J/\psi \pi^\pm$ and $B^\pm \rightarrow \psi(2S)\pi^\pm$ decays, *Phys. Rev. D* 85 (2012) 091105, arXiv:1203.3592.
- [20] LHCb Collaboration, A.A. Alves Jr., et al., The LHCb detector at the LHC, *J. Instrum.* 3 (2008) S08005;
LHCb Collaboration, R. Aaij, et al., LHCb detector performance, *Int. J. Mod. Phys. A* 30 (2015) 1530022, arXiv:1412.6352.
- [21] V.V. Gligorov, M. Williams, Efficient, reliable and fast high-level triggering using a bonsai boosted decision tree, *J. Instrum.* 8 (2013) P02013, arXiv:1210.6861.
- [22] T. Sjöstrand, S. Mrenna, P. Skands, A brief introduction to PYTHIA 8.1, *Comput. Phys. Commun.* 178 (2008) 852, arXiv:0710.3820;
T. Sjöstrand, S. Mrenna, P. Skands, PYTHIA 6.4 physics and manual, *J. High Energy Phys.* 05 (2006) 026, arXiv:hep-ph/0603175.
- [23] I. Belyaev, et al., Handling of the generation of primary events in Gauss, the LHCb simulation framework, *J. Phys. Conf. Ser.* 331 (2011) 032047.
- [24] D.J. Lange, The EvtGen particle decay simulation package, *Nucl. Instrum. Methods A* 462 (2001) 152.
- [25] P. Golonka, Z. Was, PHOTOS Monte Carlo: a precision tool for QED corrections in Z and W decays, *Eur. Phys. J. C* 45 (2006) 97, arXiv:hep-ph/0506026.
- [26] Geant4 Collaboration, J. Allison, et al., Geant4 developments and applications, *IEEE Trans. Nucl. Sci.* 53 (2006) 270;
Geant4 Collaboration, S. Agostinelli, et al., Geant4: a simulation toolkit, *Nucl. Instrum. Methods A* 506 (2003) 250.
- [27] M. Clemencic, et al., The LHCb simulation application, Gauss: design, evolution and experience, *J. Phys. Conf. Ser.* 331 (2011) 032023.
- [28] Particle Data Group, K.A. Olive, et al., Review of particle physics, *Chin. Phys. C* 38 (2014) 090001.
- [29] W.D. Hulsbergen, Decay chain fitting with a Kalman filter, *Nucl. Instrum. Methods A* 552 (2005) 566, arXiv:physics/0503191.
- [30] B.P. Roe, et al., Boosted decision trees as an alternative to artificial neural networks for particle identification, *Nucl. Instrum. Methods A* 543 (2005) 577, arXiv:physics/0408124.
- [31] LHCb Collaboration, R. Aaij, et al., Study of beauty baryon decays to $D^0 p h^-$ and $\Lambda_c^+ h^-$ final states, *Phys. Rev. D* 89 (2014) 032001, arXiv:1311.4823.
- [32] LHCb Collaboration, R. Aaij, et al., Dalitz plot analysis of $B_s^0 \rightarrow \bar{D}^0 K^-\pi^+$ decays, *Phys. Rev. D* 90 (2014) 072003, arXiv:1407.7712.
- [33] LHCb Collaboration, R. Aaij, et al., Measurement of CP asymmetry in $D^0 \rightarrow K^-K^+$ and $D^0 \rightarrow \pi^-\pi^+$ decays, *J. High Energy Phys.* 07 (2014) 041, arXiv:1405.2797.
- [34] M. Rama, Effect of $D-\bar{D}$ mixing in the extraction of γ with $B^- \rightarrow D^0 K^-$ and $B^- \rightarrow D^0 \pi^-$ decays, *Phys. Rev. D* 89 (2014) 014021, arXiv:1307.4384.
- [35] Heavy Flavor Averaging Group HFAG, Y. Amhis, et al., Averages of b-hadron, c-hadron, and τ -lepton properties as of summer 2014, arXiv:1412.7515, updated results and plots available at <http://www.slac.stanford.edu/xorg/hfag/>.

LHCb Collaboration

R. Aaij³⁹, C. Abellán Beteta⁴¹, B. Adeva³⁸, M. Adinolfi⁴⁷, Z. Ajaltouni⁵, S. Akar⁶, J. Albrecht¹⁰, F. Alessio³⁹, M. Alexander⁵², S. Ali⁴², G. Alkhazov³¹, P. Alvarez Cartelle⁵⁴, A.A. Alves Jr⁵⁸, S. Amato², S. Amerio²³, Y. Amhis⁷, L. An^{3,40}, L. Anderlini¹⁸, G. Andreassi⁴⁰, M. Andreotti^{17,g}, J.E. Andrews⁵⁹, R.B. Appleby⁵⁵, O. Aquines Gutierrez¹¹, F. Archilli³⁹, P. d'Argent¹², A. Artamonov³⁶, M. Artuso⁶⁰, E. Aslanides⁶, G. Auriemma^{26,n}, M. Baalouch⁵, S. Bachmann¹², J.J. Back⁴⁹, A. Badalov³⁷, C. Baesso⁶¹, S. Baker⁵⁴, W. Baldini¹⁷, R.J. Barlow⁵⁵, C. Barschel³⁹, S. Barsuk⁷, W. Barter³⁹, V. Batozskaya²⁹, V. Battista⁴⁰, A. Bay⁴⁰, L. Beaucourt⁴, J. Beddow⁵², F. Bedeschi²⁴, I. Bediaga¹, L.J. Bel⁴², V. Bellee⁴⁰, N. Belloli^{21,k}, I. Belyaev³², E. Ben-Haim⁸, G. Bencivenni¹⁹, S. Benson³⁹, J. Benton⁴⁷, A. Berezhnoy³³, R. Bernet⁴¹, A. Bertolin²³, F. Betti¹⁵, M.-O. Bettler³⁹, M. van Beuzekom⁴², S. Bifani⁴⁶, P. Billoir⁸, T. Bird⁵⁵, A. Birnkraut¹⁰, A. Bizzeti^{18,i}, T. Blake⁴⁹, F. Blanc⁴⁰, J. Blouw¹¹, S. Blusk⁶⁰, V. Bocci²⁶, A. Bondar³⁵, N. Bondar^{31,39}, W. Bonivento¹⁶, A. Borgheresi^{21,k}, S. Borghi⁵⁵, M. Borisyak⁶⁷, M. Borsato³⁸, M. Boubdir⁹, T.J.V. Bowcock⁵³, E. Bowen⁴¹, C. Bozzi^{17,39}, S. Braun¹², M. Britsch¹², T. Britton⁶⁰, J. Brodzicka⁵⁵, E. Buchanan⁴⁷, C. Burr⁵⁵, A. Bursche², J. Buytaert³⁹, S. Cadeddu¹⁶, R. Calabrese^{17,g}, M. Calvi^{21,k}, M. Calvo Gomez^{37,p}, P. Campana¹⁹, D. Campora Perez³⁹, L. Capriotti⁵⁵, A. Carbone^{15,e}, G. Carboni^{25,l}, R. Cardinale^{20,j}, A. Cardini¹⁶, P. Carniti^{21,k}, L. Carson⁵¹, K. Carvalho Akiba², G. Casse⁵³, L. Cassina^{21,k}, L. Castillo Garcia⁴⁰, M. Cattaneo³⁹, Ch. Cauet¹⁰,

G. Cavallero²⁰, R. Cenci^{24,t}, M. Charles⁸, Ph. Charpentier³⁹, G. Chatzikonstantinidis⁴⁶, M. Chefdeville⁴, S. Chen⁵⁵, S.-F. Cheung⁵⁶, M. Chruszcz^{41,27}, X. Cid Vidal³⁹, G. Ciezarek⁴², P.E.L. Clarke⁵¹, M. Clemencic³⁹, H.V. Cliff⁴⁸, J. Closier³⁹, V. Coco⁵⁸, J. Cogan⁶, E. Cogneras⁵, V. Cogoni^{16,f}, L. Cojocariu³⁰, G. Collazuol^{23,r}, P. Collins³⁹, A. Comerma-Montells¹², A. Contu³⁹, A. Cook⁴⁷, M. Coombes⁴⁷, S. Coquereau⁸, G. Corti³⁹, M. Corvo^{17,g}, B. Couturier³⁹, G.A. Cowan⁵¹, D.C. Craik⁵¹, A. Crocombe⁴⁹, M. Cruz Torres⁶¹, S. Cunliffe⁵⁴, R. Currie⁵⁴, C. D'Ambrosio³⁹, E. Dall'Occo⁴², J. Dalseno⁴⁷, P.N.Y. David⁴², A. Davis⁵⁸, O. De Aguiar Francisco², K. De Bruyn⁶, S. De Capua⁵⁵, M. De Cian¹², J.M. De Miranda¹, L. De Paula², P. De Simone¹⁹, C.-T. Dean⁵², D. Decamp⁴, M. Deckenhoff¹⁰, L. Del Buono⁸, N. Déleage⁴, M. Demmer¹⁰, D. Derkach⁶⁷, O. Deschamps⁵, F. Dettori³⁹, B. Dey²², A. Di Canto³⁹, F. Di Ruscio²⁵, H. Dijkstra³⁹, F. Dordei³⁹, M. Dorigo⁴⁰, A. Dosil Suárez³⁸, A. Dovbnya⁴⁴, K. Dreimanis⁵³, L. Dufour⁴², G. Dujany⁵⁵, K. Dungs³⁹, P. Durante³⁹, R. Dzhelyadin³⁶, A. Dziurda²⁷, A. Dzyuba³¹, S. Easo^{50,39}, U. Egede⁵⁴, V. Egorychev³², S. Eidelman³⁵, S. Eisenhardt⁵¹, U. Eitschberger¹⁰, R. Ekelhof¹⁰, L. Eklund⁵², I. El Rifai⁵, Ch. Elsasser⁴¹, S. Ely⁶⁰, S. Esen¹², H.M. Evans⁴⁸, T. Evans⁵⁶, A. Falabella¹⁵, C. Färber³⁹, N. Farley⁴⁶, S. Farry⁵³, R. Fay⁵³, D. Fazzini^{21,k}, D. Ferguson⁵¹, V. Fernandez Albor³⁸, F. Ferrari¹⁵, F. Ferreira Rodrigues¹, M. Ferro-Luzzi³⁹, S. Filippov³⁴, M. Fiore^{17,g}, M. Fiorini^{17,g}, M. Firlej²⁸, C. Fitzpatrick⁴⁰, T. Fiutowski²⁸, F. Fleuret^{7,b}, K. Fohl³⁹, M. Fontana¹⁶, F. Fontanelli^{20,j}, D.C. Forshaw⁶⁰, R. Forty³⁹, M. Frank³⁹, C. Frei³⁹, M. Frosini¹⁸, J. Fu²², E. Furfaro^{25,l}, A. Gallas Torreira³⁸, D. Galli^{15,e}, S. Gallorini²³, S. Gambetta⁵¹, M. Gandelman², P. Gandini⁵⁶, Y. Gao³, J. García Pardiñas³⁸, J. Garra Tico⁴⁸, L. Garrido³⁷, P.J. Garsed⁴⁸, D. Gascon³⁷, C. Gaspar³⁹, L. Gavardi¹⁰, G. Gazzoni⁵, D. Gerick¹², E. Gersabeck¹², M. Gersabeck⁵⁵, T. Gershon⁴⁹, Ph. Ghez⁴, S. Gianì⁴⁰, V. Gibson⁴⁸, O.G. Girard⁴⁰, L. Giubega³⁰, V.V. Gligorov³⁹, C. Göbel⁶¹, D. Golubkov³², A. Golutvin^{54,39}, A. Gomes^{1,a}, C. Gotti^{21,k}, M. Grabalosa Gándara⁵, R. Graciani Diaz³⁷, L.A. Granado Cardoso³⁹, E. Graugés³⁷, E. Graverini⁴¹, G. Graziani¹⁸, A. Greco³⁰, P. Griffith⁴⁶, L. Grillo¹², O. Grünberg⁶⁵, B. Gui⁶⁰, E. Gushchin³⁴, Yu. Guz^{36,39}, T. Gys³⁹, T. Hadavizadeh⁵⁶, C. Hadjivasiliou⁶⁰, G. Haefeli⁴⁰, C. Haen³⁹, S.C. Haines⁴⁸, S. Hall⁵⁴, B. Hamilton⁵⁹, X. Han¹², S. Hansmann-Menzemer¹², N. Harnew⁵⁶, S.T. Harnew⁴⁷, J. Harrison⁵⁵, J. He³⁹, T. Head⁴⁰, A. Heister⁹, K. Hennessy⁵³, P. Henrard⁵, L. Henry⁸, J.A. Hernando Morata³⁸, E. van Herwijnen³⁹, M. Heß⁶⁵, A. Hicheur², D. Hill⁵⁶, M. Hoballah⁵, C. Hombach⁵⁵, L. Hongming⁴⁰, W. Hulsbergen⁴², T. Humair⁵⁴, M. Hushchyn⁶⁷, N. Hussain⁵⁶, D. Hutchcroft⁵³, M. Idzik²⁸, P. Ilten⁵⁷, R. Jacobsson³⁹, A. Jaeger¹², J. Jalocho⁵⁶, E. Jans⁴², A. Jawahery⁵⁹, M. John^{56,*}, D. Johnson³⁹, C.R. Jones⁴⁸, C. Joram³⁹, B. Jost³⁹, N. Jurik⁶⁰, S. Kandybei⁴⁴, W. Kanso⁶, M. Karacson³⁹, T.M. Karbach^{39,†}, S. Karodia⁵², M. Kecke¹², M. Kelsey⁶⁰, I.R. Kenyon⁴⁶, M. Kenzie³⁹, T. Ketel⁴³, E. Khairullin⁶⁷, B. Khanji^{21,39,k}, C. Khurewathanakul⁴⁰, T. Kirn⁹, S. Klaver⁵⁵, K. Klimaszewski²⁹, M. Kolpin¹², I. Komarov⁴⁰, R.F. Koopman⁴³, P. Koppenburg^{42,39}, M. Kozeiha⁵, L. Kravchuk³⁴, K. Kreplin¹², M. Kreps⁴⁹, P. Krokovny³⁵, F. Kruse¹⁰, W. Krzemien²⁹, W. Kucewicz^{27,o}, M. Kucharczyk²⁷, V. Kudryavtsev³⁵, A.K. Kuonen⁴⁰, K. Kurek²⁹, T. Kvaratskheliya³², D. Lacarrere³⁹, G. Lafferty^{55,39}, A. Lai¹⁶, D. Lambert⁵¹, G. Lanfranchi¹⁹, C. Langenbruch⁴⁹, B. Langhans³⁹, T. Latham⁴⁹, C. Lazzeroni⁴⁶, R. Le Gac⁶, J. van Leerdam⁴², J.-P. Lees⁴, R. Lefèvre⁵, A. Leflat^{33,39}, J. Lefrançois⁷, E. Lemos Cid³⁸, O. Leroy⁶, T. Lesiak²⁷, B. Leverington¹², Y. Li⁷, T. Likhomanenko^{67,66}, R. Lindner³⁹, C. Linn³⁹, F. Lionetto⁴¹, B. Liu¹⁶, X. Liu³, D. Loh⁴⁹, I. Longstaff⁵², J.H. Lopes², D. Lucchesi^{23,r}, M. Lucio Martinez³⁸, H. Luo⁵¹, A. Lupato²³, E. Luppi^{17,g}, O. Lupton⁵⁶, N. Lusardi²², A. Lusiani²⁴, X. Lyu⁶², F. Machefert⁷, F. Maciuc³⁰, O. Maev³¹, K. Maguire⁵⁵, S. Malde⁵⁶, A. Malinin⁶⁶, G. Manca⁷, G. Mancinelli⁶, P. Manning⁶⁰, A. Mapelli³⁹, J. Maratas⁵, J.F. Marchand⁴, U. Marconi¹⁵, C. Marin Benito³⁷, P. Marino^{24,t}, J. Marks¹², G. Martellotti²⁶, M. Martin⁶, M. Martinelli⁴⁰, D. Martinez Santos³⁸, F. Martinez Vidal⁶⁸, D. Martins Tostes², L.M. Massacrier⁷, A. Massafferri¹, R. Matev³⁹, A. Mathad⁴⁹, Z. Mathe³⁹, C. Matteuzzi²¹, A. Mauri⁴¹, B. Maurin⁴⁰, A. Mazurov⁴⁶, M. McCann⁵⁴, J. McCarthy⁴⁶, A. McNab⁵⁵, R. McNulty¹³, B. Meadows⁵⁸, F. Meier¹⁰, M. Meissner¹², D. Melnychuk²⁹, M. Merk⁴², A. Merli^{22,u}, E. Michielin²³, D.A. Milanese⁶⁴, M.-N. Minard⁴, D.S. Mitzel¹², J. Molina Rodriguez⁶¹, I.A. Monroy⁶⁴, S. Monteil⁵, M. Morandin²³, P. Morawski²⁸, A. Mordà⁶, M.J. Morello^{24,t}, J. Moron²⁸, A.B. Morris⁵¹, R. Mountain⁶⁰, F. Muheim⁵¹, D. Müller⁵⁵, J. Müller¹⁰, K. Müller⁴¹, V. Müller¹⁰, M. Mussini¹⁵, B. Muster⁴⁰, P. Naik⁴⁷, T. Nakada⁴⁰, R. Nandakumar⁵⁰, A. Nandi⁵⁶, I. Nasteva², M. Needham⁵¹, N. Neri²², S. Neubert¹², N. Neufeld³⁹, M. Neuner¹², A.D. Nguyen⁴⁰, C. Nguyen-Mau^{40,q}, V. Niess⁵,

S. Nieswand⁹, R. Niet¹⁰, N. Nikitin³³, T. Nikodem¹², A. Novoselov³⁶, D.P. O’Hanlon⁴⁹,
A. Oblakowska-Mucha²⁸, V. Obraztsov³⁶, S. Ogilvy⁵², O. Okhrimenko⁴⁵, R. Oldeman^{16,48,f},
C.J.G. Onderwater⁶⁹, B. Osorio Rodrigues¹, J.M. Otalora Goicochea², A. Otto³⁹, P. Owen⁵⁴,
A. Oyanguren⁶⁸, A. Palano^{14,d}, F. Palombo^{22,u}, M. Palutan¹⁹, J. Panman³⁹, A. Papanestis⁵⁰,
M. Pappagallo⁵², L.L. Pappalardo^{17,g}, C. Pappenheimer⁵⁸, W. Parker⁵⁹, C. Parkes⁵⁵, G. Passaleva¹⁸,
G.D. Patel⁵³, M. Patel⁵⁴, C. Patrignani^{20,j}, A. Pearce^{55,50}, A. Pellegrino⁴², G. Penso^{26,m},
M. Pepe Altarelli³⁹, S. Perazzini^{15,e}, P. Perret⁵, L. Pescatore⁴⁶, K. Petridis⁴⁷, A. Petrolini^{20,j},
M. Petruzzo²², E. Picatoste Olloqui³⁷, B. Pietrzyk⁴, M. Piekies²⁷, D. Pinci²⁶, A. Pistone²⁰, A. Piucci¹²,
S. Playfer⁵¹, M. Plo Casasus³⁸, T. Poikela³⁹, F. Polci⁸, A. Poluektov^{49,35}, I. Polyakov³², E. Polycarpo²,
A. Popov³⁶, D. Popov^{11,39}, B. Popovici³⁰, C. Potterat², E. Price⁴⁷, J.D. Price⁵³, J. Prisciandaro³⁸,
A. Pritchard⁵³, C. Prouve⁴⁷, V. Pugatch⁴⁵, A. Puig Navarro⁴⁰, G. Punzi^{24,s}, W. Qian⁵⁶, R. Quagliani^{7,47},
B. Rachwal²⁷, J.H. Rademacker⁴⁷, M. Rama²⁴, M. Ramos Pernas³⁸, M.S. Rangel², I. Raniuk⁴⁴,
G. Raven⁴³, F. Redi⁵⁴, S. Reichert⁵⁵, A.C. dos Reis¹, V. Renaudin⁷, S. Ricciardi⁵⁰, S. Richards⁴⁷,
M. Rihl³⁹, K. Rinnert^{53,39}, V. Rives Molina³⁷, P. Robbe⁷, A.B. Rodrigues¹, E. Rodrigues⁵⁵,
J.A. Rodriguez Lopez⁶⁴, P. Rodriguez Perez⁵⁵, A. Rogozhnikov⁶⁷, S. Roiser³⁹, V. Romanovsky³⁶,
A. Romero Vidal³⁸, J.W. Ronayne¹³, M. Rotondo²³, T. Ruf³⁹, P. Ruiz Valls⁶⁸, J.J. Saborido Silva³⁸,
N. Sagidova³¹, B. Saitta^{16,f}, V. Salustino Guimaraes², C. Sanchez Mayordomo⁶⁸, B. Sanmartin Sedes³⁸,
R. Santacesaria²⁶, C. Santamarina Rios³⁸, M. Santimaria¹⁹, E. Santovetti^{25,l}, A. Sarti^{19,m}, C. Satriano^{26,n},
A. Satta²⁵, D.M. Saunders⁴⁷, D. Savrina^{32,33}, S. Schael⁹, M. Schiller³⁹, H. Schindler³⁹, M. Schlupp¹⁰,
M. Schmelling¹¹, T. Schmelzer¹⁰, B. Schmidt³⁹, O. Schneider⁴⁰, A. Schopper³⁹, M. Schubiger⁴⁰,
M.-H. Schune⁷, R. Schwemmer³⁹, B. Sciascia¹⁹, A. Sciubba^{26,m}, A. Semennikov³², A. Sergi⁴⁶, N. Serra⁴¹,
J. Serrano⁶, L. Sestini²³, P. Seyfert²¹, M. Shapkin³⁶, I. Shapoval^{17,44,g}, Y. Shcheglov³¹, T. Shears⁵³,
L. Shekhtman³⁵, V. Shevchenko⁶⁶, A. Shires¹⁰, B.G. Siddi¹⁷, R. Silva Coutinho⁴¹, L. Silva de Oliveira²,
G. Simi^{23,s}, M. Sirendi⁴⁸, N. Skidmore⁴⁷, T. Skwarnicki⁶⁰, E. Smith⁵⁴, I.T. Smith⁵¹, J. Smith⁴⁸,
M. Smith⁵⁵, H. Snoek⁴², M.D. Sokoloff⁵⁸, F.J.P. Soler⁵², F. Soomro⁴⁰, D. Souza⁴⁷, B. Souza De Paula²,
B. Spaan¹⁰, P. Spradlin⁵², S. Sridharan³⁹, F. Stagni³⁹, M. Stahl¹², S. Stahl³⁹, S. Stefkova⁵⁴,
O. Steinkamp⁴¹, O. Stenyakin³⁶, S. Stevenson⁵⁶, S. Stoica³⁰, S. Stone⁶⁰, B. Storaci⁴¹, S. Stracka^{24,t},
M. Straticiuc³⁰, U. Straumann⁴¹, L. Sun⁵⁸, W. Sutcliffe⁵⁴, K. Swientek²⁸, S. Swientek¹⁰, V. Syropoulos⁴³,
M. Szczekowski²⁹, T. Szumlak²⁸, S. T’Jampens⁴, A. Tayduganov⁶, T. Tekampe¹⁰, G. Tellarini^{17,g},
F. Teubert³⁹, C. Thomas⁵⁶, E. Thomas³⁹, J. van Tilburg⁴², V. Tisserand⁴, M. Tobin⁴⁰, S. Tolk⁴³,
L. Tomassetti^{17,g}, D. Tonelli³⁹, S. Topp-Joergensen⁵⁶, E. Tournefier⁴, S. Tourneur⁴⁰, K. Trabelsi⁴⁰,
M. Traill⁵², M.T. Tran⁴⁰, M. Tresch⁴¹, A. Trisovic³⁹, A. Tsaregorodtsev⁶, P. Tsopelas⁴², N. Tuning^{42,39},
A. Ukleja²⁹, A. Ustyuzhanin^{67,66}, U. Uwer¹², C. Vacca^{16,39,f}, V. Vagnoni¹⁵, S. Valat³⁹, G. Valenti¹⁵,
A. Vallier⁷, R. Vazquez Gomez¹⁹, P. Vazquez Regueiro³⁸, C. Vázquez Sierra³⁸, S. Vecchi¹⁷,
M. van Veghel⁴², J.J. Velthuis⁴⁷, M. Veltri^{18,h}, G. Veneziano⁴⁰, M. Vesterinen¹², B. Viaud⁷, D. Vieira²,
M. Vieites Diaz³⁸, X. Vilasis-Cardona^{37,p}, V. Volkov³³, A. Vollhardt⁴¹, D. Voong⁴⁷, A. Vorobyev³¹,
V. Vorobyev³⁵, C. Voß⁶⁵, J.A. de Vries⁴², R. Waldi⁶⁵, C. Wallace⁴⁹, R. Wallace¹³, J. Walsh²⁴, J. Wang⁶⁰,
D.R. Ward⁴⁸, N.K. Watson⁴⁶, D. Websdale⁵⁴, A. Weiden⁴¹, M. Whitehead³⁹, J. Wicht⁴⁹,
G. Wilkinson^{56,39}, M. Wilkinson⁶⁰, M. Williams³⁹, M.P. Williams⁴⁶, M. Williams⁵⁷, T. Williams⁴⁶,
F.F. Wilson⁵⁰, J. Wimberley⁵⁹, J. Wishahi¹⁰, W. Wislicki²⁹, M. Witek²⁷, G. Wormser⁷, S.A. Wotton⁴⁸,
K. Wraight⁵², S. Wright⁴⁸, K. Wyllie³⁹, Y. Xie⁶³, Z. Xu⁴⁰, Z. Yang³, H. Yin⁶³, J. Yu⁶³, X. Yuan³⁵,
O. Yushchenko³⁶, M. Zangoli¹⁵, M. Zavertyaev^{11,c}, L. Zhang³, Y. Zhang³, A. Zhelezov¹², Y. Zheng⁶²,
A. Zhokhov³², L. Zhong³, V. Zhukov⁹, S. Zucchelli¹⁵

¹ Centro Brasileiro de Pesquisas Físicas (CBPF), Rio de Janeiro, Brazil

² Universidade Federal do Rio de Janeiro (UFRJ), Rio de Janeiro, Brazil

³ Center for High Energy Physics, Tsinghua University, Beijing, China

⁴ LAPP, Université Savoie Mont-Blanc, CNRS/IN2P3, Annecy-Le-Vieux, France

⁵ Clermont Université, Université Blaise Pascal, CNRS/IN2P3, LPC, Clermont-Ferrand, France

⁶ CPPM, Aix-Marseille Université, CNRS/IN2P3, Marseille, France

⁷ LAL, Université Paris-Sud, CNRS/IN2P3, Orsay, France

⁸ LPNHE, Université Pierre et Marie Curie, CNRS/IN2P3, Paris, France

⁹ I. Physikalisches Institut, RWTH Aachen University, Aachen, Germany

¹⁰ Fakultät Physik, Technische Universität Dortmund, Dortmund, Germany

¹¹ Max-Planck-Institut für Kernphysik (MPIK), Heidelberg, Germany

¹² Physikalisches Institut, Ruprecht-Karls-Universität Heidelberg, Heidelberg, Germany

¹³ School of Physics, University College Dublin, Dublin, Ireland

- ¹⁴ Sezione INFN di Bari, Bari, Italy
¹⁵ Sezione INFN di Bologna, Bologna, Italy
¹⁶ Sezione INFN di Cagliari, Cagliari, Italy
¹⁷ Sezione INFN di Ferrara, Ferrara, Italy
¹⁸ Sezione INFN di Firenze, Firenze, Italy
¹⁹ Laboratori Nazionali dell'INFN di Frascati, Frascati, Italy
²⁰ Sezione INFN di Genova, Genova, Italy
²¹ Sezione INFN di Milano Bicocca, Milano, Italy
²² Sezione INFN di Milano, Milano, Italy
²³ Sezione INFN di Padova, Padova, Italy
²⁴ Sezione INFN di Pisa, Pisa, Italy
²⁵ Sezione INFN di Roma Tor Vergata, Roma, Italy
²⁶ Sezione INFN di Roma La Sapienza, Roma, Italy
²⁷ Henryk Niewodniczanski Institute of Nuclear Physics Polish Academy of Sciences, Kraków, Poland
²⁸ AGH – University of Science and Technology, Faculty of Physics and Applied Computer Science, Kraków, Poland
²⁹ National Center for Nuclear Research (NCBJ), Warsaw, Poland
³⁰ Horia Hulubei National Institute of Physics and Nuclear Engineering, Bucharest-Magurele, Romania
³¹ Petersburg Nuclear Physics Institute (PNPI), Gatchina, Russia
³² Institute of Theoretical and Experimental Physics (ITEP), Moscow, Russia
³³ Institute of Nuclear Physics, Moscow State University (SINP MSU), Moscow, Russia
³⁴ Institute for Nuclear Research of the Russian Academy of Sciences (INR RAN), Moscow, Russia
³⁵ Budker Institute of Nuclear Physics (SB RAS) and Novosibirsk State University, Novosibirsk, Russia
³⁶ Institute for High Energy Physics (IHEP), Protvino, Russia
³⁷ Universitat de Barcelona, Barcelona, Spain
³⁸ Universidad de Santiago de Compostela, Santiago de Compostela, Spain
³⁹ European Organization for Nuclear Research (CERN), Geneva, Switzerland
⁴⁰ Ecole Polytechnique Fédérale de Lausanne (EPFL), Lausanne, Switzerland
⁴¹ Physik-Institut, Universität Zürich, Zürich, Switzerland
⁴² Nikhef National Institute for Subatomic Physics, Amsterdam, The Netherlands
⁴³ Nikhef National Institute for Subatomic Physics and VU University Amsterdam, Amsterdam, The Netherlands
⁴⁴ NSC Kharkiv Institute of Physics and Technology (NSC KIPT), Kharkiv, Ukraine
⁴⁵ Institute for Nuclear Research of the National Academy of Sciences (KINR), Kyiv, Ukraine
⁴⁶ University of Birmingham, Birmingham, United Kingdom
⁴⁷ H.H. Wills Physics Laboratory, University of Bristol, Bristol, United Kingdom
⁴⁸ Cavendish Laboratory, University of Cambridge, Cambridge, United Kingdom
⁴⁹ Department of Physics, University of Warwick, Coventry, United Kingdom
⁵⁰ STFC Rutherford Appleton Laboratory, Didcot, United Kingdom
⁵¹ School of Physics and Astronomy, University of Edinburgh, Edinburgh, United Kingdom
⁵² School of Physics and Astronomy, University of Glasgow, Glasgow, United Kingdom
⁵³ Oliver Lodge Laboratory, University of Liverpool, Liverpool, United Kingdom
⁵⁴ Imperial College London, London, United Kingdom
⁵⁵ School of Physics and Astronomy, University of Manchester, Manchester, United Kingdom
⁵⁶ Department of Physics, University of Oxford, Oxford, United Kingdom
⁵⁷ Massachusetts Institute of Technology, Cambridge, MA, United States
⁵⁸ University of Cincinnati, Cincinnati, OH, United States
⁵⁹ University of Maryland, College Park, MD, United States
⁶⁰ Syracuse University, Syracuse, NY, United States
⁶¹ Pontifícia Universidade Católica do Rio de Janeiro (PUC-Rio), Rio de Janeiro, Brazil^v
⁶² University of Chinese Academy of Sciences, Beijing, China^w
⁶³ Institute of Particle Physics, Central China Normal University, Wuhan, Hubei, China^w
⁶⁴ Departamento de Física, Universidad Nacional de Colombia, Bogotá, Colombia^x
⁶⁵ Institut für Physik, Universität Rostock, Rostock, Germany^y
⁶⁶ National Research Centre Kurchatov Institute, Moscow, Russia^z
⁶⁷ Yandex School of Data Analysis, Moscow, Russia^z
⁶⁸ Instituto de Física Corpuscular (IFIC), Universitat de València-CSIC, Valencia, Spain^{aa}
⁶⁹ Van Swinderen Institute, University of Groningen, Groningen, The Netherlands^{ab}

* Corresponding author.

E-mail address: malcolm.john@physics.ox.ac.uk (M. John).

^a Universidade Federal do Triângulo Mineiro (UFMT), Uberaba-MG, Brazil.

^b Laboratoire Leprince-Ringuet, Palaiseau, France.

^c P.N. Lebedev Physical Institute, Russian Academy of Science (LPI RAS), Moscow, Russia.

^d Università di Bari, Bari, Italy.

^e Università di Bologna, Bologna, Italy.

^f Università di Cagliari, Cagliari, Italy.

^g Università di Ferrara, Ferrara, Italy.

^h Università di Urbino, Urbino, Italy.

ⁱ Università di Modena e Reggio Emilia, Modena, Italy.

^j Università di Genova, Genova, Italy.

^k Università di Milano Bicocca, Milano, Italy.

^l Università di Roma Tor Vergata, Roma, Italy.

^m Università di Roma La Sapienza, Roma, Italy.

ⁿ Università della Basilicata, Potenza, Italy.

^o AGH – University of Science and Technology, Faculty of Computer Science, Electronics and Telecommunications, Kraków, Poland.

^p LIFAELS, La Salle, Universitat Ramon Llull, Barcelona, Spain.

^q Hanoi University of Science, Hanoi, Viet Nam.

^r Università di Padova, Padova, Italy.

^s Università di Pisa, Pisa, Italy.

^t Scuola Normale Superiore, Pisa, Italy.

^u Università degli Studi di Milano, Milano, Italy.

^v Associated to Universidade Federal do Rio de Janeiro (UFRJ), Rio de Janeiro, Brazil.

^w Associated to Center for High Energy Physics, Tsinghua University, Beijing, China.

^x Associated to LPNHE, Université Pierre et Marie Curie, Université Paris Diderot, CNRS/IN2P3, Paris, France.

^y Associated to Physikalisches Institut, Ruprecht-Karls-Universität Heidelberg, Heidelberg, Germany.

^z Associated to Institute of Theoretical and Experimental Physics (ITEP), Moscow, Russia.

^{aa} Associated to Universitat de Barcelona, Barcelona, Spain.

^{ab} Associated to Nikhef National Institute for Subatomic Physics, Amsterdam, The Netherlands.

[†] Deceased.