

Alma Mater Studiorum Università di Bologna
Archivio istituzionale della ricerca

Stable numerical evaluation of multi-degree B-splines

This is the final peer-reviewed author's accepted manuscript (postprint) of the following publication:

Published Version:

Beccari, C.V., Casciola, G. (2022). Stable numerical evaluation of multi-degree B-splines. JOURNAL OF COMPUTATIONAL AND APPLIED MATHEMATICS, 400, 1-21 [10.1016/j.cam.2021.113743].

Availability:

This version is available at: <https://hdl.handle.net/11585/864026> since: 2022-02-22

Published:

DOI: <http://doi.org/10.1016/j.cam.2021.113743>

Terms of use:

Some rights reserved. The terms and conditions for the reuse of this version of the manuscript are specified in the publishing policy. For all terms of use and more information see the publisher's website.

This item was downloaded from IRIS Università di Bologna (<https://cris.unibo.it/>).
When citing, please refer to the published version.

(Article begins on next page)

Stable numerical evaluation of multi-degree B-splines

Carolina Vittoria Beccari^{a,*}, Giulio Casciola^a

^a*Department of Mathematics, University of Bologna, Piazza di Porta San Donato 5, 40126 Bologna, Italy*

Abstract

Multi-degree splines are piecewise polynomial functions having sections of different degrees. They offer significant advantages over the classical uniform-degree framework, as they allow for modeling complex geometries with fewer degrees of freedom and, at the same time, for a more efficient engineering analysis. Moreover they possess a set of basis functions with similar properties to standard B-splines. In this paper we develop an algorithm for efficient evaluation of multi-degree B-splines, which, unlike previous approaches, is numerically stable. The proposed method consists in explicitly constructing a mapping between a known basis and the multi-degree B-spline basis of the space of interest, exploiting the fact that the two bases are related by a sequence of knot insertion and/or degree elevation steps and performing only numerically stable operations. In addition to theoretically justifying the stability of the algorithm, we will illustrate its performance through numerical experiments that will serve us to demonstrate its excellent behavior in comparison with existing methods, which, in some cases, suffer from apparent numerical problems.

Keywords: Multi-degree spline, B-spline basis, matrix representation, stable evaluation, algorithmic computation, Greville abscissæ

2010 MSC: 65D07, 65D15, 41A15, 68W40

1. Introduction

Spline functions are the foundation of numerous results and methods of approximation theory and, nowadays, are an integral part of geometric modeling and computational engineering analysis systems. Classically, a univariate spline is a piecewise function defined on a partition of a real interval $[a, b]$, where each piece belongs to the space of algebraic polynomials of degree less than or equal to $d \geq 0$ and where two pieces are joined with continuity at most C^{d-1} . The success of splines is largely due to the fact that they possess a *B-spline basis*, namely a normalized, totally positive basis of compactly supported functions [1, 2]. Besides the elegance of the theoretical framework, this basis has excellent properties from the computational point of view, both for its good conditioning, and because its evaluation can be carried out via an efficient and numerically stable algorithm, the well-known Cox-de Boor recurrence scheme [3, 4]. These classical splines will be hereinafter referred to also as *conventional splines*.

As the name suggests, *multi-degree splines* (*MD-splines*, for short) are a generalization of conventional splines where each piece can have a different degree. They are a natural and extremely powerful extension of the classical framework, which allows for modeling complex geometries with fewer control points and, as such, holds great potential for application not only in geometric design, but also, as recently acknowledged, in engineering analysis [5] as well as image processing [6]. Although the concept of multi-degree splines is long-standing [7, 8], for several years the interest in these spaces has been mostly theoretical. Only recently, in fact, has it been understood how to build a set of functions analogue to the B-spline basis, dubbed *MDB-spline basis* (or simply *MDB-splines*). This has opened up the possibility of easily integrating multi-degree splines into current computing systems and has made them a real full-fledged extension of conventional splines. Multivariate versions of the multi-degree concept have been as well devised [5, 9, 10].

*Corresponding author.

Email addresses: carolina.beccari2@unibo.it (Carolina Vittoria Beccari), giulio.casciola@unibo.it (Giulio Casciola)

The first approaches for constructing an MDB-spline basis can be traced back to the work by Shen and Wang [11, 12] and are subject to constraints on the continuity attained at the joins. More importantly, they rely on integral recurrence relations, which, as firstly observed in [13], are widely recognized to be overly complicated and of little practical use.

Subsequently, alternative and more computationally practicable methods were proposed. Ideally, one would want evaluation techniques based on algebraic recurrence relations, in the spirit of the famous Cox-de Boor's method. However, such recurrence schemes have been identified and proven to exist only for particular multi-degree spline spaces and precisely those where pieces of different degree are joined with continuity at most C^1 [14, 15].

Methods capable of dealing with multi-degree spaces with arbitrary structure stem from a common basic idea, which is to map a set of known (or easily computable) functions into the basis of interest. They can be traced back to two different approaches. The first consists in determining the basis functions by interpolation, exploiting the fact that, under suitable assumptions, Hermite interpolation problems are unisolvent in MD-spline spaces [16]. This involves solving a number of (small) linear systems that represent the continuity conditions at the joins. Following this approach, in [17] normalized MDB-splines are expressed as combinations of *transition functions* (a notion earlier introduced in the context of local spline interpolation [18, 19]), which allows to efficiently compute their expansion with respect to the collection of the Bernstein bases relative to the breakpoint intervals. In [20] the same idea was used to deal with splines whose pieces are drawn from Extended Chebyshev spaces [2, 21], a powerful and versatile extension of algebraic polynomials.

The second approach stems from the idea of calculating in an explicit way, namely without having to solve any linear system, a matrix operator M that specifies the mapping between a known basis (or collection of bases) and the set of MDB-splines. The resulting matrix representation $N = MN_0$ provides a way to evaluate the MDB-spline basis functions, which are the elements of vector N , as a combination of easily computable functions, which are the elements of vector N_0 . This avenue was firstly pursued in [5], which underpinning idea is to gather the continuity constraints between spline pieces in a matrix and then calculate its null space by a recursive procedure. The follow-up paper [22] proves that the output of the algorithm is exactly the entire set of MDB-splines, whereas implementation details are given in [23] and a Chebyshevian extension of the construction is presented in [24]. In these series of papers, the vector N_0 is composed of a collection of local bases, which can be, in particular, either the Bernstein bases relative to the breakpoint intervals or conventional B-spline bases, each one relative to a sequence of intervals of equal degree. In both cases the functions in N_0 are discontinuous.

In [25] it is observed that the functions in N and N_0 are related through a sequence of successive knot insertions (the same observation was made in the context of Chebyshevian splines in [24]) and that matrix M can be computed by inverting these steps, giving rise to a process called *reverse knot insertion (RKI)*. This realization allowed the authors of [25] not only to generate the matrix representation [5] in a more direct and intuitive way, but more generally to derive a matrix representation with respect to any set of functions N_0 which are related to the basis N through the aforementioned knot-insertion structure. It is shown, in particular, that to minimize the number of performed operations, it is convenient to start from a basis N_0 composed of conventional B-spline functions connected with C^0 continuity. Such functions are the MDB-spline basis of a piecewise conventional spline space, referred to as a C^0 *MDB-spline* space, and, as such can be evaluated by known techniques. The same paper also deals with how to generate the matrix representation when N_0 is the conventional B-spline basis having maximum (over all intervals) degree and same continuities as the basis N . In this case the procedure consists in inverting the sequence of local degree elevations connecting the target space and the maximum-degree conventional space and is therefore called *reverse degree elevation (RDE)*. It is also discussed how it is possible to combine successive reverse knot insertion and reverse degree elevation steps in a unique algorithm. This algorithm hence allows to construct a matrix representation in the most general case, that is under the sole assumption that the space spanned by N_0 contains the space spanned by N .

However, both methods [5] and [25] have a weakness, which is that they require to calculate higher-order derivatives of B-spline (or Bernstein) basis functions (the order of the derivatives to be calculated corresponds to the maximum continuity or maximum degree to be handled). The evaluation of these derivatives can be carried out in a stable way [26]. However, not only is it a price to pay in terms of computational cost, but also, and above all, it can lead to the numerical instability of the algorithm using them. In fact, B-spline derivatives may easily become very large numbers for high differentiation order and/or very nonuniform partitions, hence the arithmetic operations carried out with them are potentially risky. The actual occurrence of instability phenomena was observed in [25], where it is

suggested to work with a *compensated* version of the algorithm in order to improve on accuracy (compensation is a standard technique, see, e.g., [27]).

The main contribution of this paper is a new, stable algorithm that provides the matrix representation of any MDB-spline basis. The algorithm exploits a suitable reformulation of the reverse knot insertion and reverse degree elevation processes, thanks to which only numerically stable operations are performed and, in particular, no derivative needs to be evaluated. We will show how a natural way to arrive at this reformulation is to pass through the concept of Greville abscissæ. The Greville abscissæ are defined, similarly as in the case of conventional splines, as the coefficients of the identity function in the MDB-spline basis. As is well known, they are essential in various applications ranging from approximation and interpolation to isogeometric analysis. We will show that these abscissæ can be obtained by integrating the MDB-spline basis of the corresponding derivative space.

All in all, the resulting stable algorithm has the form of a triangular scheme. As such it has quadratic computational complexity (vs. the linear complexity of previous algorithms), nevertheless the computation time is negligible in practical situations. An appealing feature of the approach lies in its deep relationship with the usual spline tools of knot insertion and degree elevation, which use automatically ensures the correctness of the set of MDB-splines provided as output. This is an important difference with respect to the approach in [5], where it is required to prove a posteriori that the generated functions are MDB-splines.

For ease of presentation and in the interest of clarity, we will develop in all details the so-called *RKI Algorithm*, corresponding to the case where \mathbf{N} and \mathbf{N}_0 are related by iterated reverse knot insertions. The circumstance in which the two basis vectors are related by degree elevation (giving rise to the *RDE Algorithm*) can be addressed by similar general principles and will be discussed more briefly in the last part of the paper. Finally, we will illustrate how it is possible to mix RDE and RKI steps, like in [25], in such a way as to be able to choose the initial basis vector \mathbf{N}_0 that will entail the least number of operations and thereby improve the efficiency of the computation. The latter algorithm builds on the previous two and due to space constraints we will limit ourselves to providing a quick sketch of the procedure.

The remainder of the paper is organized as follows. Section 2 collects the necessary notions and results on multi-degree splines and their matrix representation. Section 3 presents the new algorithm, in particular showing how to compute the Greville abscissæ, using these abscissæ to reformulate the reverse knot insertion process without resorting to MDB-spline derivatives and finally introducing the triangular scheme. Section 4 is concerned with the computational/inplementation aspects of the procedure and presents a practical example of its application. The numerical stability of the method is discussed theoretically in section 5, while subsection 5.1 proposes a series of numerical experiments which, in addition to confirming the theoretical predictions, highlight the potential inaccuracy of previous methods. Section 6 illustrates how to derive a matrix representation in terms of the conventional B-spline basis of maximum degree. Conclusions are drawn in section 7.

2. Background and basic notions

In this section we gather the notions and results on multi-degree splines of interest for this paper.

2.1. Multi-degree (MD) spline spaces and B-spline bases

Throughout the paper we will deal with piecewise functions, with pieces drawn from polynomial spaces whose dimensions are allowed to change from interval to interval. Spaces of such functions are defined as follows.

Definition 1 (Multi-degree spline space). Let $[a, b]$ be a closed bounded real interval, $\mathcal{X} := \{x_i\}_{i=1}^q$ be a partition of $[a, b]$ s.t. $a =: x_0 < x_1 < \dots < x_q < x_{q+1} := b$ and $\mathbf{d} := (d_0, \dots, d_q)$ be a vector of nonnegative integers. Let also $\mathcal{K} := (k_1, \dots, k_q)$ be a vector of nonnegative integers such that $k_i \leq \min\{d_{i-1}, d_i\}$ ¹. The corresponding space of

¹Note that, when $d_{i-1} = d_i = k_i$, the two pieces of a multi-degree spline on $[x_{i-1}, x_{i+1}]$ trivially become just one polynomial piece of degree d_i .

multi-degree splines (MD-splines, for short) is the set of functions

$$\begin{aligned} \mathcal{S}(\mathcal{P}_{\mathbf{d}}, \mathcal{X}, \mathcal{K}) := \{f \mid & \text{there exist } p_i \in \mathcal{P}_{d_i}, i = 0, \dots, q, \text{ such that:} \\ & \text{i) } f(x) = p_i(x) \text{ for } x \in [x_i, x_{i+1}], i = 0, \dots, q; \\ & \text{ii) } D^\ell p_{i-1}(x_i) = D^\ell p_i(x_i) \text{ for } \ell = 0, \dots, k_i, i = 1, \dots, q \}, \end{aligned}$$

where \mathcal{P}_d is the space of algebraic polynomials of degree at most d .

Note that the above definition returns a conventional spline space in the particular case where \mathbf{d} is a vector with constant entries, that is $d_0 = \dots = d_q$, and therefore conventional splines can be seen as a subclass of MD-splines.

A space $\mathcal{S} \equiv \mathcal{S}(\mathcal{P}_{\mathbf{d}}, \mathcal{X}, \mathcal{K})$ has dimension $K := \dim(\mathcal{S}) = d_0 + 1 + \sum_{i=1}^q (d_i - k_i)$.

Moreover, as shown in [17], it possesses a B-spline-type basis, dubbed *MDB-spline basis* (or *MDB-splines*), sharing many properties with conventional B-splines. For defining this basis we shall introduce two partitions \mathbf{s} and \mathbf{t} as follows:

$$\mathbf{s} := \{s_j\}_{j=1}^K := \{\underbrace{a, \dots, a}_{d_0+1 \text{ times}}, \underbrace{x_1, \dots, x_1}_{d_1-k_1 \text{ times}}, \dots, \underbrace{x_q, \dots, x_q}_{d_q-k_q \text{ times}}\}, \quad (1)$$

and

$$\mathbf{t} := \{t_j\}_{j=1}^K := \{\underbrace{x_1, \dots, x_1}_{d_0-k_1 \text{ times}}, \underbrace{x_q, \dots, x_q}_{d_{q-1}-k_{q-1} \text{ times}}, \underbrace{b, \dots, b}_{d_q+1 \text{ times}}\}. \quad (2)$$

We call \mathbf{s} and \mathbf{t} the *left* and *right extended partition*, respectively, associated with the MD-spline space.

Denoted $m := \max_i \{d_i\}$, the MDB-spline basis functions $N_{1,m}, \dots, N_{K,m}$ are defined recursively over \mathbf{s} and \mathbf{t} . The recurrence consists in constructing, for $n = 0, \dots, m$, a sequence of functions $N_{i,n}$, $i = m+1-n, \dots, K$, where $N_{i,n}$ is supported on $[s_i, t_{i-m+n}]$ and is determined on each nontrivial interval $[x_j, x_{j+1}) \subset [s_i, t_{i-m+n}]$ by the following integral relation [17]:

$$N_{i,n}(x) := \begin{cases} 1, & x_j \leq x < x_{j+1} & n = m - d_j, \\ \int_{-\infty}^x [\delta_{i,n-1} N_{i,n-1}(u) - \delta_{i+1,n-1} N_{i+1,n-1}(u)] du, & n > m - d_j, \\ 0, & \text{otherwise,} \end{cases} \quad (3)$$

where

$$\delta_{i,n} := \left(\int_{-\infty}^{+\infty} N_{i,n}(x) dx \right)^{-1}. \quad (4)$$

In (3) we assume undefined $N_{i,n}$ functions to be zero and, in this case, we set

$$\int_{-\infty}^x \delta_{i,n} N_{i,n}(u) du := \begin{cases} 0, & x < s_i, \\ 1, & x \geq s_i. \end{cases}$$

The K functions generated by the above integral formulation possess analogous characterizing properties as conventional B-splines, that is:

- i) *Compact support*: $N_{i,m}(x) = 0$ for $x \notin [s_i, t_i]$;
- ii) *Positivity*: $N_{i,m}(x) > 0$ for $x \in (s_i, t_i)$;
- iii) *End point property*: $N_{i,m}$ vanishes exactly $d_{ps_i} - \max\{j \geq 0 \mid s_i = s_{i+j}\}$ times at s_i and $d_{pt_{i-1}} - \max\{j \geq 0 \mid t_{i-j} = t_i\}$ times at t_i , where ps_i and pt_i are s.t. $x_{ps_i} = s_i$ and $x_{pt_i} = t_i$;
- iv) *Partition of unity*: $\sum_i N_{i,m}(x) = 1, \forall x \in [a, b]$.

Moreover, the above properties i), iii) and iv) also warrant the uniqueness of the MDB-spline basis (see [17] for further details). We refer to previous papers for illustrations of MDB-spline basis functions, see e.g. [5, 17, 23, 25].

2.2. C^0 Multi-degree splines

In the remainder of the paper we will often rely on MD-spline spaces whose elements are conventional spline functions connected with C^0 continuity, which we refer to as C^0 MD-splines.

These spaces are convenient tools to work with, in that well-established methods can easily be adapted to deal with them. In particular a generalization of Cox de-Boor recurrence formula [3, 4], the main method for evaluating conventional B-splines, is given in [25, Proposition 4] along with a recurrence relation for the computation of derivatives ([25, Proposition 5]).

The integrals of C^0 MDB-splines can as well be efficiently evaluated resorting to existing results. To this aim, it suffices to observe that a C^0 MD-spline $N_{i,m}$ can be of only one of the following two types: either it is a conventional B-spline, which means that within its support each piece has same degree, or it consists of only two or three non-trivial pieces of different degrees connected with C^0 continuity (see [14, proof of Proposition 3]). In both cases, recalling that the integral of a conventional degree- d B-spline basis function $N_{i,d}$ is equal to the ratio between the support width of $N_{i,d}$ and $d + 1$, its integral is easily computed as:

$$\int_{x_{ps_i}}^{x_{pt_i}} N_{i,m} dx = \sum_{j=ps_i}^{pt_i-1} \frac{x_{j+1} - x_j}{d_j + 1}, \quad (5)$$

with ps_i and pt_i defined as in [iii](#)).

Definition 2 (Associated C^0 MD-spline space). The C^0 MD-spline space associated with a multi-degree spline space $\mathcal{S}(\mathcal{P}_d, \mathcal{X}, \mathcal{K})$ as in Definition 1 is the unique MD-spline space $\mathcal{S}(\mathcal{P}_d, \mathcal{X}, \mathcal{K}_0)$ having same breakpoint sequence and degree vector as $\mathcal{S}(\mathcal{P}_d, \mathcal{X}, \mathcal{K})$ and vector of continuities $\mathcal{K}_0 := (k_1^0, \dots, k_q^0)$ such that $k_i^0 = 0$ if $d_{i-1} \neq d_i$ and $k_i^0 = k_i$ otherwise.

2.3. Matrix representation

If we take an MD-spline space (including, possibly, a conventional spline space) \mathcal{S}_0 such that $\mathcal{S} \subset \mathcal{S}_0$, we can write the relationship between the respective MDB-spline bases in the form

$$\mathbf{N} = \mathbf{M} \mathbf{N}_0, \quad (6)$$

where $\mathbf{N} := (N_1, \dots, N_K)$ and $\mathbf{N}_0 := (N_{01}, \dots, N_{0K_0})$ ² are the vectors containing the basis functions of \mathcal{S} and \mathcal{S}_0 , respectively, and \mathbf{M} is a linear operator of size $K \times K_0$. We refer to the above as the *matrix representation of \mathbf{N} relative to \mathbf{N}_0* . Knowing \mathbf{M} and \mathbf{N}_0 , one can thus use (6) to evaluate \mathbf{N} .

One way to compute matrix \mathbf{M} is to choose \mathcal{S}_0 to be the C^0 MD-spline space associated with \mathcal{S} and rely on iterated application of the following result, referred to as *Reverse Knot Insertion*, RKI for short [25, Proposition 6].

Proposition 1 (Reverse knot insertion). Let $\mathcal{S} \equiv \mathcal{S}(\mathcal{P}_d, \mathcal{X}, \mathcal{K})$ and $\widehat{\mathcal{S}} \equiv \mathcal{S}(\mathcal{P}_d, \mathcal{X}, \widehat{\mathcal{K}})$ be MD-spline spaces with same breakpoint sequence and degrees. Let also the respective continuity vectors be $\mathcal{K} := (k_1, \dots, k_j, \dots, k_q)$ and $\widehat{\mathcal{K}} := (k_1, \dots, k_j - 1, \dots, k_q)$, for $j \in \{1, \dots, q\}$. Then, $\mathcal{S} \subset \widehat{\mathcal{S}}$ and the corresponding MDB-spline bases $\{N_{i,m}\}_{i=1}^K$ and $\{\widehat{N}_{i,m}\}_{i=1}^{K+1}$ are related through

$$N_{i,m} = \alpha_i \widehat{N}_{i,m} + (1 - \alpha_{i+1}) \widehat{N}_{i+1,m}, \quad i = 1, \dots, K, \quad (7)$$

where, being ℓ the index of the element of s such that $s_\ell \leq x_j < \min(s_{\ell+1}, b)$, the coefficients α_i are such that

$$\alpha_i \begin{cases} = 1, & i = 1, \dots, \ell - d_j, \\ \in [0, 1], & i = \ell - d_j + 1, \dots, \ell - d_j + k_j, \\ = 0, & i = \ell - d_j + k_j + 1, \dots, K + 1. \end{cases} \quad (8)$$

²From now, due to notation requirements arising in the following sections, we replace the notation \mathbf{N}_0 used in our previous papers by \mathbf{N}_0 .

Moreover, the coefficients α_i , $i = \ell - d_j + 1, \dots, \ell - d_j + k_j$, can be computed from the MDB-splines $\{\hat{N}_{i,m}\}_{i=1}^{K+1}$ by the relation

$$\alpha_i = 1 + \alpha_{i-1} \frac{D_-^{k_j} \hat{N}_{i-1,m}|_{x_j} - D_+^{k_j} \hat{N}_{i-1,m}|_{x_j}}{D_-^{k_j} \hat{N}_{i,m}|_{x_j} - D_+^{k_j} \hat{N}_{i,m}|_{x_j}}. \quad (9)$$

Remark 1. On account of Proposition 1, a step of reverse knot insertion between two spaces \mathcal{S} and $\widehat{\mathcal{S}}$ can be represented in matrix form as

$$\mathbf{N} = \mathbf{A} \widehat{\mathbf{N}},$$

where the vectors $\mathbf{N} := (N_1, \dots, N_K)^T$ and $\widehat{\mathbf{N}} := (\widehat{N}_1, \dots, \widehat{N}_{K+1})^T$ contain the MDB-spline bases functions of the two spaces, respectively, and \mathbf{A} is a bidiagonal matrix of size $K \times (K + 1)$ of the form

$$\mathbf{A} = \begin{pmatrix} 1 & 0 & & & & & & & & \\ & \ddots & 0 & & & & & & & \\ & & 1 & 1 - \alpha_{\ell-d_j+1}^{n,k} & & & & & & \\ & & & \alpha_{\ell-d_j+1}^{n,k} & 1 - \alpha_{\ell-d_j+2}^{n,k} & & & & & \\ & & & & \alpha_{\ell-d_j+2}^{n,k} & & & & & \\ & & & & & \ddots & 1 - \alpha_{\ell-d_j+k_j}^{n,k} & & & \\ & & & & & & \alpha_{\ell-d_j+k_j}^{n,k} & 1 & & \\ & & & & & & & 0 & \ddots & \\ & & & & & & & & 0 & 1 \end{pmatrix}. \quad (10)$$

Remark 2. Knot insertion is a well-established tool for conventional splines and was generalized to multi-degree splines in [17]. Classically, using knot insertion we pass from the representation in a space \mathcal{S} to that in a space $\widehat{\mathcal{S}}$ in which the continuity at a breakpoint is decreased. The word reverse refers to the fact that we go from space $\widehat{\mathcal{S}}$ to \mathcal{S} by increasing the continuity at a breakpoint. Moreover, under the assumptions of Proposition 1, classical knot insertion would mean to compute the coefficients (8) knowing the MDB-spline bases of both spaces \mathcal{S} and $\widehat{\mathcal{S}}$. Conversely, in reverse knot insertion the coefficients (9) only depend on the basis $\{\hat{N}_{i,m}\}$ of $\widehat{\mathcal{S}}$ and can hence be used to compute the basis $\{N_{i,m}\}$ of \mathcal{S} .

To derive the matrix representation (6), take a sequence of MD-spline spaces, all defined on $[a, b]$, sharing same breakpoint sequence \mathcal{X} and degree vector \mathbf{d} , such that

$$\mathcal{S} \equiv \mathcal{S}_g \subset \dots \subset \mathcal{S}_1 \subset \mathcal{S}_0. \quad (11)$$

Furthermore suppose that each space \mathcal{S}_r , $r = 1, \dots, g$, is obtained from \mathcal{S}_{r-1} increasing by one the continuity at a breakpoint in such a way that $K_r := \dim(\mathcal{S}_r) = \dim(\mathcal{S}_{r-1}) - 1$. Relation (7) to pass from \mathcal{S}_{r-1} to \mathcal{S}_r can be written in the matrix form $\mathbf{N}_r = \mathbf{A}_r \mathbf{N}_{r-1}$, with $\mathbf{N}_0 \equiv \mathbf{N}_0$, where \mathbf{A}_r is a bidiagonal matrix of size $K_r \times (K_r + 1)$ having on each row the coefficients α_i^r and $(1 - \alpha_{i+1}^r)$ relating the bases \mathbf{N}_r and \mathbf{N}_{r-1} as in (10). Iterating the procedure for as many multiplicities and knots as needed, one obtains the matrix \mathbf{M} in (6), which is the product of all matrices \mathbf{A}_r , that is $\mathbf{M} = \mathbf{A}_g \cdots \mathbf{A}_1$.

Being based on repeated reverse knot insertions, the above procedure for the construction of the representation matrix in (6) is called *RKI Algorithm* [25]. In order for the RKI Algorithm – that is the matrix representation it produces – to be an efficient tool for evaluating the target MDB-spline basis \mathbf{N} , the vector \mathbf{N}_0 should be known (or more precisely computable through established methods). This is the reason why we have chosen it to contain the basis functions of the C^0 MD-spline space associated with \mathcal{S} . The described procedure, however, simply requires that \mathcal{S} can be generated from \mathcal{S}_0 by repeated reverse knot insertions. It is therefore possible, and sometimes desired, to choose \mathcal{S}_0 in a different way, see Remark 3 for further details.

It shall be noted that, according to equation (9), the described method requires calculating the derivatives of MDB-spline basis functions at each breakpoint x_j to be processed, up to the target continuity k_j . As pointed out in

[25], B-spline derivatives, and MDB-spline derivatives likewise, may become very large numbers when the order of differentiation increases, causing potential numerical issues for very large degrees and/or nonuniform partitions. To circumvent this criticality, in that paper it is proposed to work with a *compensated* version of the algorithm [27]. Although this strategy is able to improve the accuracy of the results, the presence of high order derivatives remains an intrinsic feature of the existing algorithms which would be far preferable to avoid.

Remark 3. Our assumption that \mathcal{S}_0 be a C^0 MD-spline space is merely dictated by simplicity and conciseness of presentation. However, with a view to choosing \mathcal{S}_0 in such a way that its basis can be evaluated by known methods, one can as well consider alternative initial spaces, since the general algorithm proposed in [25] is based on the sole requirement that \mathcal{S}_0 be defined on $[a, b]$, have same breakpoint sequence as \mathcal{S} and $\mathcal{S} \subset \mathcal{S}_0$. In particular we may want to take \mathcal{S}_0 to be a piecewise space and its basis vector \mathbf{N}_0 to be the collection of the Bernstein bases relative to the breakpoint intervals, or alternatively a piecewise conventional B-spline basis on a sequence of abutting intervals with equal degree (in the latter situation, the generated matrix \mathbf{M} is the H -operator proposed in [5]). The ideas presented in this work can easily be adapted to both of these situations.

Lastly, we may want \mathcal{S}_0 to be a conventional spline space of degree $m := \max_i \{d_i\}$, whose basis \mathbf{N}_0 will be a conventional degree- m B-spline basis. This situation cannot be addressed by reverse knot insertions, but by a similar approach, as well described in [25], based on reverse degree elevation and will briefly be discussed in section 6.

3. The novel RKI algorithm

In the following we present the general ideas our new algorithm is based on. To formalize our method we will need to use spaces spanned by derivatives of MD-splines, that are defined as follows.

Definition 3 (Spline space of derivatives). We denote by $D^r \mathcal{S} := \{D_+^r f \mid f \in \mathcal{S}\}$ the function space whose elements are r th right derivatives of functions in a multi-degree spline space \mathcal{S} . There follows that $D^r \mathcal{S}$ has dimension $K - r$, where K is the dimension of \mathcal{S} .

Throughout the paper, for brevity, we simply write $D\mathcal{S}$ in place of $D^1 \mathcal{S}$. We will be concerned with spaces $D^r \mathcal{S}$, with r ranging from 0 up to $\max_i \{d_i\}$, the latter corresponding to the number of levels in the recurrence (3). Therefore $D^r \mathcal{S}$ may contain functions discontinuous at breakpoints (the right derivative in the definition accounting for possible discontinuities) and, rather than a “single” MD-spline space, it should be regarded as “piecewise” space, whose functions are MD-splines defined on abutting intervals and possibly discontinuous at breakpoints. In particular, we associate with $D^r \mathcal{S}$ the vectors of degrees $(d_0 - r, \dots, d_q - r)$ and continuities $(k_1 - r, \dots, k_q - r)$, which may be negative integers, in such a way that $K^{(r)} := \dim(D^r \mathcal{S}) = K - r = d_0 - r + 1 + \sum_{i=1}^q (d_i - k_i)$, with the convention that the restriction of $D^r \mathcal{S}$ to $[x_i, x_{i+1}]$ be the zero function in case $d_i - r < 0$. We can as well define a piecewise MDB-spline basis $N_1^{(r)}, \dots, N_{K-r}^{(r)}$ spanning $D^r \mathcal{S}$, which will be relative to the left and right extended partitions $s^{(r)}$ and $t^{(r)}$ obtained by replacing d_i and k_i with $d_i - r$ and $k_i - r$ in (1), (2). These correspond to the functions generated by the integral recurrence relation (3) for $n = m - r$ and defined on the partitions s and t relative to \mathcal{S} in such a way that:

$$N_1^{(r)}(x) = N_{r+1, m-r}(x), \quad \dots, \quad N_{K-r}^{(r)}(x) = N_{K, m-r}(x), \quad \forall x \in [a, b]. \quad (12)$$

Note that the functions in (12) may not be linearly independent, since some of them may be zero. Furthermore, we can generalize to MD-spline spaces the classical notion of *Greville abscissae*, that are the coefficients of the expansion of the function $f(x) = x$ in the B-spline basis of a conventional spline space containing linear functions. For a multi-degree spline space $D^r \mathcal{S}$ the Greville abscissae relative to the basis $\{N_{i,m}^{(r)}\}$ are defined to be the coefficients $\xi_i^{(r)}$, $i = 1, \dots, K^{(r)}$, such that $\sum_{i=1}^{K^{(r)}} \xi_i^{(r)} N_{i,m}^{(r)}(x) = x$, $\forall x \in [x_j, x_{j+1}]$, $j = 0, \dots, q$, such that $d_j \geq 1$.

The following proposition relates the Greville abscissae to the MDB-spline basis of the derivative space $D\mathcal{S}$. A similar result was proved in [28, Theorem 15] for Chebyshevian splines with all section spaces of the same dimension.

Proposition 2 (Computation of Greville abscissae). Let \mathcal{S} be a K -dimensional MD-spline space. Then the Greville abscissae ξ_1, \dots, ξ_K with respect to the MDB-spline basis N_1, \dots, N_K of \mathcal{S} are given by:

$$\xi_i = a + \sum_{j=1}^{i-1} \int_a^b N_j^{(1)}(x) dx, \quad i = 1, \dots, K, \quad (13)$$

where $N_j^{(1)}$, $j = 1, \dots, K-1$, is the MDB-spline basis of the derivative space DS .

Proof. The properties of the MDB-spline basis $\{N_j\}$ entail that $\xi_1 = a$ and $\xi_K = b$. Moreover, from the partition of unity property and Abel's lemma we obtain:

$$\begin{aligned} \sum_{i=1}^K \xi_i N_{i,m}(x) &= \xi_1 \sum_{i=1}^K N_{i,m}(x) + \sum_{i=1}^{K-1} (\xi_{i+1} - \xi_i) \sum_{\ell=i+1}^K N_{\ell,m}(x) \\ &= a + \sum_{i=1}^{K-1} (\xi_{i+1} - \xi_i) \sum_{\ell=i+1}^K N_{\ell,m}(x). \end{aligned}$$

Using relations (4) with $n = m-1$, (12) with $r = 1$ and (13):

$$\delta_{i+1,m-1}^{-1} = \int_{-\infty}^{+\infty} N_{i+1,m-1}(u) du = \int_a^b N_i^{(1)}(u) du = \xi_{i+1} - \xi_i,$$

By the recurrence definition (3):

$$\sum_{\ell=i+1}^K N_{\ell,m}(x) = \int_{-\infty}^x \delta_{i+1,m-1} N_{i+1,m-1}(u) du = \delta_{i+1,m-1} \int_a^x N_i^{(1)}(u) du.$$

From the partition of unity property of the functions $N_i^{(1)}(x)$, $i = 1, \dots, K-1$, we thus obtain

$$\sum_{i=1}^K \xi_i N_{i,m}(x) = a + \sum_{i=1}^{K-1} \int_a^x N_i^{(1)}(u) du = a + \int_a^x du = x,$$

which implies that ξ_1, \dots, ξ_K are the Greville abscissæ with respect to the basis N_1, \dots, N_K and concludes the proof. Note that (13) guarantees that the Greville abscissæ form an increasing sequence. \square

The following result provides an alternative way to calculate the coefficients of reverse knot insertion, which, unlike previous methods [25, Proposition 6], does not involve differentiating the MDB-spline basis.

Proposition 3 (Reverse knot insertion by Greville abscissæ). *Under the same setting and assumptions of Proposition 1, denoted by ξ_i and $\hat{\xi}_i$ the Greville abscissæ of \mathcal{S} and $\widehat{\mathcal{S}}$, respectively, the coefficients α_i in (8) can be computed as follows:*

$$\alpha_i = \frac{\hat{\xi}_i - \xi_{i-1}}{\xi_i - \xi_{i-1}}, \quad i = \ell - d_j + 1, \dots, \ell - d_j + k_j. \quad (14)$$

Proof. Let f be a function in $\mathcal{S} \subset \widehat{\mathcal{S}}$ with expansions in the MDB-spline bases of \mathcal{S} and $\widehat{\mathcal{S}}$:

$$f(x) = \sum_{i=1}^K c_i N_{i,m}(x) = \sum_{i=1}^{K+1} \hat{c}_i \hat{N}_{i,m}(x).$$

According to (8) the above coefficients c_i and \hat{c}_i satisfy the relationship:

$$\hat{c}_i = \begin{cases} c_i, & i \leq \ell - d_j, \\ \alpha_i c_i + (1 - \alpha_i) c_{i-1}, & \ell - d_j + 1 \leq i \leq \ell - d_j + k_j, \\ c_{i-1}, & i \geq \ell - d_j + k_j + 1, \end{cases} \quad (15)$$

with $s_\ell \leq x_j < \min(s_{\ell+1}, b)$. By taking $f(x) = x$, equation (14) is hence obtained from the middle line of (15). \square

By virtue of the above results, the reverse knot insertion step leading from $\widehat{\mathcal{S}}$ to \mathcal{S} can be outlined by a triangular scheme of the form

$$\begin{array}{ccc}
DS & & \\
& \searrow G & \\
\widehat{S} & \xrightarrow{RKI} & S
\end{array} \tag{16}$$

The “G” arrow and the “RKI” arrow are both needed to evaluate S . More precisely, to evaluate S we need information about two spaces. One is the space \widehat{S} , obtained from S by inserting a knot, the other is the space DS , spanned by the derivatives of functions in S . Concerning DS we need the MDB-spline basis in order to compute the Greville abscissæ of S (Proposition 2), whereas about \widehat{S} we need the Greville abscissæ in order to compute the RKI coefficients (Proposition 3). Hence we need to put ourselves in a position where the necessary quantities relative to \widehat{S} and DS are known. To this end, the main idea is to concatenate several blocks of type (16) giving rise to a triangular scheme such as the one in (18), as will be detailed in the following. This triangular scheme will be constructed in such a way that the information at the starting level (the first column of the scheme) is known (or easy to calculate). The remaining elements in the triangle can be derived by recursive application of the basis block (16), moving from left to right and progressively generating the information relative to each column, up to reaching the vertex of the triangle, which finally contains the information relative to the target space.

Remark 4. *As already noted, the reverse knot-insertion formula (9) entails computing higher order derivatives of the B-spline basis functions. On the contrary, the above triangular scheme does not involve the calculation of derivatives of any order. In fact, one might be misled by the fact that the B-spline basis of DS appears in the formula for the Greville abscissa, however, this basis can be evaluated directly (i.e. without involving any differentiation), as we shall see shortly.*

Definition 4 (C^r join of two multi-degree spline spaces). Let S_L and S_R be MD-spline spaces on adjacent intervals, $[a, b]$ and $[b, c]$ ($a < b < c$) respectively. We define the C^r join of S_L and S_R to be the MD-spline space on $[a, c]$ whose restriction to $[a, b]$ and $[b, c]$ coincides with S_L and S_R , respectively, and whose elements are C^r continuous at b .

It shall be noted that, according to the definition above, the C^0 join of two conventional spline spaces is a C^0 MD-spline space, whereas the C^0 join of two MD-spline spaces is not, in general, a C^0 MD-spline space.

One can join with C^r continuity two multi-degree spline spaces S_L and S_R defined on abutting intervals $[a, b]$ and $[b, c]$ by performing iterated reverse knot insertions at point b , each of which increases the continuity at the join. More precisely, denoted by S and S_0 , respectively, the C^r and C^0 join of the two spaces S_L and S_R , we shall start from S_0 and, by RKI, generate the C^1 join of S_L and S_R , which we denote by S_1 . We shall then iterate the procedure generating a sequence of nested spaces S_k as in (11), where S_k is the C^k join of S_L and S_R , $S_{k+1} \subset S_k$ and $\dim(S_{k+1}) = \dim(S_k) - 1$, $k = 1, \dots, r-1$. In this way, the last space S_r will be the target space S . These joins will be performed by concatenating several basic blocks of type (16). To this end, we will need to use the MDB-spline bases \mathbf{N}_L and \mathbf{N}_R of the C^0 MD-spline spaces associated with S_L and S_R and the representation matrices \mathbf{M}_L and \mathbf{M}_R such that

$$\mathbf{N}_L = \mathbf{M}_L \mathbf{N}_0^L \quad \text{and} \quad \mathbf{N}_R = \mathbf{M}_R \mathbf{N}_0^R,$$

where \mathbf{N}_L and \mathbf{N}_R are the MDB-spline bases of S_L and S_R , respectively. Moreover, on account of the previous discussion, we will as well need such information for all the derivative spaces $D^{r-n}S_L$ and $D^{r-n}S_R$, for $n = 0, \dots, r$, as detailed in the following.

Being K_L the dimension of S_L , $\mathbf{G}_L := (\xi_{L,1}, \dots, \xi_{L,K_L})$ the vector of its Greville abscissæ and $\mathbf{N}_L := (N_{L,1}, \dots, N_{L,K_L})$ the vector of the MDB-spline basis functions, with a similar notation for S_R , the C^0 join of S_L and S_R , which we indicate by $[S_L, S_R]$, is an MD-spline space of dimension $K_L + K_R - 1$ having MDB-spline basis

$$\mathbf{N} = [\mathbf{N}_L, \mathbf{N}_R] := (N_{L,1}, \dots, N_{L,K_L-1}, N_{L,K_L} + N_{R,1}, N_{R,2}, \dots, N_{R,K_R}),$$

and Greville abscissæ

$$\mathbf{G} = [\mathbf{G}_L, \mathbf{G}_R] := (\xi_{L,1}, \dots, \xi_{L,K_L} \equiv \xi_{R,1}, \xi_{R,2}, \dots, \xi_{R,K_R}).$$

Furthermore, the matrix representation of \mathbf{N} relative to the basis $\mathbf{N0} = [\mathbf{N0}_L, \mathbf{N0}_R]$ of the associated C^0 MDB-spline space is:

$$\mathbf{N} = [\mathbf{M}_L, \mathbf{M}_R] \mathbf{N0}, \quad \text{with} \quad [\mathbf{M}_L, \mathbf{M}_R] := \left(\begin{array}{c|c} \boxed{\mathbf{M}_L} & \\ \hline & \boxed{\mathbf{M}_R} \end{array} \right) \quad (17)$$

where the above entry $*$ has the same value in \mathbf{M} , \mathbf{M}_L and \mathbf{M}_R . Note that, if \mathcal{S}_L is a conventional spline space, then \mathbf{M}_L is trivially known, being the identity matrix of size K_L , and similarly for \mathbf{M}_R .

We can regard the operation $[\cdot, \cdot]$ as the C^0 join of the representation matrices, of the vectors of MDB-spline basis functions or of those of Greville abscissæ. Note that this join operation acts differently depending on the entity to which it is applied.

To describe the process of concatenating several blocks of type (16) we will need to indicate the aforementioned spaces \mathcal{S}_k , by a double index, that is $\mathcal{S}_k =: \mathcal{S}^{r,k}$, $k = 1, \dots, r$. Suppose for example that \mathcal{S}_L and \mathcal{S}_R are to be joined with C^3 continuity at b to generate space \mathcal{S} . Iterated application of (16) will lead to the following triangular scheme of “size” 4:

$$\begin{array}{ccccccc} [D^3 \mathcal{S}_L, D^3 \mathcal{S}_R] = \mathcal{S}^{0,0} & := & D\mathcal{S}^{1,1} & & & & \\ & \searrow G & & & & & \\ [D^2 \mathcal{S}_L, D^2 \mathcal{S}_R] = \mathcal{S}^{1,0} & := & D\mathcal{S}^{2,1} & \xrightarrow{RKI} & \mathcal{S}^{1,1} & := & D\mathcal{S}^{2,2} \\ & \searrow G & & & \searrow G & & \\ [D\mathcal{S}_L, D\mathcal{S}_R] = \mathcal{S}^{2,0} & := & D\mathcal{S}^{3,1} & \xrightarrow{RKI} & \mathcal{S}^{2,1} & := & D\mathcal{S}^{3,2} \xrightarrow{RKI} \mathcal{S}^{2,2} := D\mathcal{S}^{3,3} \\ & \searrow G & & & \searrow G & & \searrow G \\ \mathcal{S}_0 = [\mathcal{S}_L, \mathcal{S}_R] = \mathcal{S}^{3,0} & \xrightarrow{RKI} & \mathcal{S}^{3,1} & \xrightarrow{RKI} & \mathcal{S}^{3,2} & \xrightarrow{RKI} & \mathcal{S}^{3,3} = \mathcal{S} \end{array} \quad (18)$$

More generally, the C^r join of \mathcal{S}_L and \mathcal{S}_R will involve a similar triangular scheme having size $r + 1$, where the element in row n and column k is $\mathcal{S}^{n,k}$, for $n = 0, \dots, r$, $k = 0, \dots, n$. To implement the scheme all we need to know are the Greville abscissæ and MDB-spline bases of all spaces $\mathcal{S}^{n,0}$, $n = 0, \dots, r$ (that is all spaces in the leftmost column), since the information on all other columns and rows of the triangle can be derived by progressive application of the basic block (16). Recalling that $\mathcal{S}^{n,0}$ is the C^0 join of $D^{r-n}\mathcal{S}_L$ and $D^{r-n}\mathcal{S}_R$, these Greville abscissæ and MDB-spline bases are easily obtained from the described C^0 join operation $[\cdot, \cdot]$.

We shall now use the above triangular scheme to compute the matrix representation (6) where \mathbf{N} is the MDB-spline basis of \mathcal{S} and $\mathbf{N0}$ the MDB-spline basis of the associated C^0 MD-spline space. To this aim, observe that all spaces $\mathcal{S}^{n,0}, \dots, \mathcal{S}^{n,n}$ on a row of the triangle are associated with the same C^0 MD-spline space according to Definition 2, which basis will be indicated by $\mathbf{N0}^n$. We may then rewrite the triangular scheme replacing $\mathcal{S}^{n,k}$ with its MDB-spline basis $\mathbf{N}^{n,k}$ and Greville abscissæ $\mathbf{G}^{n,k}$ and defining $\mathbf{M}^{n,k}$ to be the matrix such that $\mathbf{N}^{n,k} = \mathbf{M}^{n,k} \mathbf{N0}^n$. In particular, matrices $\mathbf{M}^{n,0}$ are obtained by joining the representation matrices of $D^{r-n}\mathcal{S}_L$ and $D^{r-n}\mathcal{S}_R$ as in (17), whereas, for each $k > 0$, matrix $\mathbf{M}^{n,k}$ is obtained from the preceding one by the relation $\mathbf{M}^{n,k} = \mathbf{A}^{n,k} \mathbf{M}^{n,k-1}$, where $\mathbf{A}^{n,k}$ is the bidiagonal matrix whose nontrivial entries are the RKI coefficients to pass from $\mathcal{S}^{n,k-1}$ to $\mathcal{S}^{n,k}$ (see (10)).

Exploiting the matrix representation it is also easy to compute the vectors $\mathbf{IN}^{n,k}$ containing integrals of functions in $\mathbf{N}^{n,k}$ that are needed for calculating the Greville abscissæ. In particular, let \mathbf{N}_L^n and \mathbf{N}_R^n be the vectors containing the MDB-spline basis functions in $D^{r-n}\mathcal{S}_L$ and $D^{r-n}\mathcal{S}_R$, respectively, and \mathbf{IN}_L^n and \mathbf{IN}_R^n be the vectors of their integrals. Then the vectors $\mathbf{IN}^{n,0}$, corresponding to spaces $\mathcal{S}^{n,0}$ in the first column of the triangular scheme, contain the integrals of functions in $[\mathbf{N}_L^n, \mathbf{N}_R^n]$, $n = 0, \dots, r$, and we will indicate this by $\mathbf{IN}^{n,0} = [\mathbf{IN}_L^n, \mathbf{IN}_R^n]$. For all spaces appearing in the subsequent columns, instead, the integrals of basis functions are derived from the relation $\mathbf{N}^{n,k} = \mathbf{M}^{n,k} \mathbf{N0}^n$, which yields $\mathbf{IN}^{n,k} = \mathbf{M}^{n,k} \mathbf{IN}^{n,0}$.

The described procedure for computing the C^r join of spaces \mathcal{S}_L and \mathcal{S}_R is outlined in Algorithm 1. The algorithm takes as input the Greville abscissæ, the integrals and the representation matrices of the MDB-spline bases of the two

spaces to be joined and of their derivative spaces up to suitable order. On account of their ease of computation, the integrals of the C^0 MDB-spline bases $\mathbf{N0}^n$ (Algorithm 1, line 2) are evaluated at runtime using (5), but they could as well be provided as input. The algorithm returns as output the representation matrix $M^{r,r}$, relative to the C^0 MD-spline space associated with the join space \mathcal{S} . Moreover, in anticipation of having to further join the generated MD-spline space, it computes and returns all the matrices $M^{n,n}$, $n = 0, \dots, r-1$, related to the derivative spaces $\mathcal{S}^{n,n} = D^{r-n}\mathcal{S}$. Note that the overall procedure does never use the MDB-spline bases of the initial spaces $\mathcal{S}^{n,0}$, for $n = 0, \dots, r-1$, but just the integrals \mathbf{IN}_L^n , \mathbf{IN}_R^n and $\mathbf{IN0}^n$.

Algorithm 1: Matrix representation of the C^r join of two MD-spline spaces \mathcal{S}_L and \mathcal{S}_R

Data: $\mathbf{G}_L^n, \mathbf{IN0}_L^n, \mathbf{M}_L^n, \mathbf{G}_R^n, \mathbf{IN0}_R^n, \mathbf{M}_R^n$, $n = 0, \dots, r$.

Result: $M^{n,n}$, $n = 0, \dots, r$.

```

1 for  $n \leftarrow 0$  to  $r$  do
2    $\mathbf{IN0}^n \leftarrow [\mathbf{IN0}_L^n, \mathbf{IN0}_R^n]$ ;
3    $M^{n,0} \leftarrow [M_L^n, M_R^n]$ ;
4    $\mathbf{G}^{n,0} \leftarrow [\mathbf{G}_L^n, \mathbf{G}_R^n]$ ;
5 end
6 for  $n \leftarrow 1$  to  $r$  do
7   for  $k \leftarrow 1$  to  $n$  do
8      $\mathbf{IN}^{n-1,k-1} \leftarrow M^{n-1,k-1} \cdot \mathbf{IN0}^{n-1}$ ;
9     Compute  $\mathbf{G}^{n,k}$  by  $\mathbf{IN}^{n-1,k-1}$  using (13);
10    Using (14) compute the RKI coefficients  $\alpha_i^{n,k}$  from  $\mathbf{G}^{n,k}$  and  $\mathbf{G}^{n,k-1}$  and define  $A^{n,k}$  (see (10));
11     $M^{n,k} \leftarrow A^{n,k} M^{n,k-1}$ ;
12  end
13 end
```

At this point, by repeatedly joining MD-spline spaces on abutting intervals, we can generate the matrix representation of an MDB-spline basis vector \mathbf{N} , spanning an arbitrary space $\mathcal{S} \equiv \mathcal{S}(\mathcal{P}_d, \mathcal{X}, \mathcal{K})$, with respect to the basis vector $\mathbf{N0}$ of the associated C^0 MD-spline space $\mathcal{S}_0 \equiv \mathcal{S}(\mathcal{P}_d, \mathcal{X}, \mathcal{K}_0)$. Essentially what we need to do is “break” the target space into a sequence of conventional spline spaces and join these spaces in pairs with the required continuities.

In particular, with reference to Definition 2, let \mathbf{J} be the vector containing the indices, in ascending order, of the breakpoints separating intervals with different degrees, including the first and last breakpoint, that is

$$\mathbf{J} = (j_0, j_1, \dots, j_{p+1}), \quad \text{with} \quad 0 = j_0 < j_1 < \dots < j_{p+1} = q.$$

Since all breakpoint intervals contained in each $[x_{j_h}, x_{j_{h+1}}]$ have same degree, that is $d_{j_h} = \dots = d_{j_{h+1}-1}$, we can break the target space \mathcal{S} into a sequence of conventional spline spaces, each one defined on $[x_{j_h}, x_{j_{h+1}}]$, and then join these spaces two by two. For example, joining the two sections of \mathcal{S} relative to $[x_{j_{h-1}}, x_{j_h}]$ and $[x_{j_h}, x_{j_{h+1}}]$ with continuity k_{j_h} at x_{j_h} will produce a space on the whole interval $[x_{j_{h-1}}, x_{j_{h+1}}]$, which is the restriction of the target space \mathcal{S} to that interval. This join will generate the representation matrix of the MDB-spline basis of \mathcal{S} relative to the MDB-spline basis of \mathcal{S}_0 restricted to $[x_{j_{h-1}}, x_{j_{h+1}}]$. The resulting space can in turn be connected with the neighboring sections of \mathcal{S} at $x_{j_{h-1}}$ and/or $x_{j_{h+1}}$ with continuities $k_{j_{h-1}}$ and $k_{j_{h+1}}$, respectively. Not that these joins must be performed in a specific order, namely from higher continuity to lower continuity, in such a way to guarantee that, before each repetition of Algorithm 1, all the necessary information (representation matrices and integrals of the MDB-splines) relative to the derivative spaces (up to the required order of differentiation) to the right and left of the join have been generated as the output of the previous joins.

In this paper, Algorithm 1 mostly serves as a step-up for the derivation of the actual algorithm (see Algorithm 2) which will be presented in the next section. Algorithm 2, in fact, is conceptually similar to Algorithm 1 and will be designed starting from it. In particular, it represents a reformulation which, although less intuitive, allows for improving the method from a computational point of view.

4. Stable implementation of the RKI Algorithm

In this section we will introduce some observations that will lead us to reformulate Algorithm 1 in an alternative way, which, although less intuitive, is numerically stable and more efficient from the point of view of the calculations to be performed.

To this end, we start by observing that (14) may raise some concern about the possible occurrence of cancellation errors, due to the differences at the numerators and denominators. The following result shows that the RKI coefficients can indeed be determined without resorting to the differences of Greville abscissæ, thus it overcomes the aforementioned stability issues. In addition it also improves on the computational cost of the procedure (intended as the number of operations to be performed) with respect to using (13) and (14).

Proposition 4. *The setting and assumptions being the same as in Proposition 3, the RKI coefficients in (14) can be calculated as follows:*

$$\alpha_i = \alpha_{i-1}^{(1)} \frac{\int_a^b \hat{N}_{i-1}^{(1)}(x) dx}{\int_a^b N_{i-1}^{(1)}(x) dx}, \quad i = \ell - d_j + 1, \dots, \ell - d_j + k_j, \quad (19)$$

where $\alpha_i^{(1)}$ are the coefficients of reverse knot insertion from $D\widehat{S}$ to DS .

Proof. Under the above assumptions, the MDB-spline basis functions of $D\widehat{S}$ and DS are such that $\widehat{N}_j^{(1)} = N_j^{(1)}$, for $j = 1, \dots, \ell^{(1)} - d_j^{(1)} - 1 = 1, \dots, \ell - d_j - 1$ (being $d_j^{(1)}$ the degrees in DS and $\ell^{(1)}$ the index of the largest knot in $s^{(1)}$ smaller or equal to x_j). This observation and relation (7) between the MDB-spline bases of the derivative spaces yield:

$$\begin{aligned} \hat{\xi}_i - \xi_{i-1} &= a + \sum_{j=1}^{i-1} \int_a^b \hat{N}_j^{(1)}(x) dx - a - \sum_{j=1}^{i-2} \int_a^b N_j^{(1)}(x) dx \\ &= \sum_{j=\ell-d_j}^{i-1} \int_a^b \hat{N}_j^{(1)}(x) dx - \sum_{j=\ell-d_j}^{i-2} \int_a^b N_j^{(1)}(x) dx \\ &= \sum_{j=\ell-d_j}^{i-1} \int_a^b \hat{N}_j^{(1)}(x) dx - \sum_{j=\ell-d_j}^{i-2} \left(\alpha_j^{(1)} \int_a^b \hat{N}_j^{(1)}(x) dx + (1 - \alpha_{j+1}^{(1)}) \int_a^b \hat{N}_{j+1}^{(1)}(x) dx \right) \end{aligned} \quad (20)$$

Hence the numerator of (19) comes from the above identity and the fact that $\alpha_{\ell-d_j}^{(1)} = 1$, whereas the denominator straightforwardly follows from (13). \square

Remark 5. *Using again relation (7) between the MDB-spline bases of the derivative spaces and (19), we can obtain the following formula:*

$$1 - \alpha_i = (1 - \alpha_i^{(1)}) \frac{\int_a^b \hat{N}_i^{(1)}(x) dx}{\int_a^b N_{i-1}^{(1)}(x) dx}. \quad (21)$$

This result avoids us to actually perform any differences of type $1 - \alpha_i$ or $1 - \alpha_i^{(1)}$. In particular, when raising the continuity from C^0 to C^1 , that is passing from spaces S_0^n in the first column to spaces S_1^n in the second column of the triangular scheme, the coefficients $\alpha_i^{(1)}$ will all be trivial (that is either zero or one) and thus so will be the differences $1 - \alpha_i^{(1)}$. Hence, at each subsequent iteration, the evaluation of the right-hand side of (21) will just involve the calculation of the ratio of two integrals and the product by the value $1 - \alpha_i^{(1)}$ inherited from the previous step and therefore no subtraction will need to be performed.

Remark 6. *Relation (19), which elegantly emerges passing through Greville abscissæ, could alternatively be proved by induction resorting to the integral definition (3). The latter approach was pursued in a less general context in [12] to determine the coefficients of knot insertion between two MDB-spline bases.*

The procedure for the C^r join of two MDB-spline spaces can be revisited on account of the above discussion, leading to Algorithm 2, where, as in the previous section, we indicate by $\alpha_i^{n,k}$ the RKI coefficients to pass from

Algorithm 2: Stable matrix representation of the C^r join of two MD-spline spaces \mathcal{S}_L and \mathcal{S}_R .

Data: M_L^n and M_R^n , $n = 0, \dots, r$; \mathbf{IN}_L^n and \mathbf{IN}_R^n , $n = 0, \dots, r-1$.

Result: M_n^n , $n = 0, \dots, r$.

```

1  for  $n \leftarrow 0$  to  $r-1$  do
2       $\mathbf{IN}_L^n \leftarrow M_L^n \cdot \mathbf{IN}_L^{n-1}$ ;
3       $\mathbf{IN}_R^n \leftarrow M_R^n \cdot \mathbf{IN}_R^{n-1}$ ;
4       $\mathbf{IN}^{n,0} \leftarrow [\mathbf{IN}_L^n, \mathbf{IN}_R^n]$ ;
5       $\mathbf{IN}_0^n \leftarrow [\mathbf{IN}_L^n, \mathbf{IN}_R^n]$ ;
6       $M^{n,0} \leftarrow [M_L^n, M_R^n]$ ;
7  end
8   $M^{r,0} \leftarrow [M_L^r, M_R^r]$ ;
9   $ibstart \leftarrow \ell^{1,1} - d_j^{1,1} + 1$ ;
10 for  $n \leftarrow 1$  to  $r$  do
11      $ib \leftarrow ibstart$ ;
12      $IN_{ib-1}^{n-1,-1} \leftarrow$  last element of  $\mathbf{IN}_L^{n-1}$ ;
13      $IN_{ib}^{n-1,-1} \leftarrow$  first element of  $\mathbf{IN}_R^{n-1}$ ;
14     for  $k \leftarrow 1$  to  $n$  do
15          $\alpha_{ib-1}^{n-1,k-1} \leftarrow 1$ ;
16          $\beta_{ib+k-1}^{n-1,k-1} \leftarrow 1$ ;
17         for  $i \leftarrow ib$  to  $ib+k-1$  do
18              $\alpha_i^{n,k} \leftarrow \alpha_{i-1}^{n-1,k-1} IN_{i-1}^{n-1,k-2} / IN_{i-1}^{n-1,k-1}$ ;
19              $\beta_i^{n,k} \leftarrow \beta_i^{n-1,k-1} IN_i^{n-1,k-2} / IN_{i-1}^{n-1,k-1}$ ; //  $\beta_i^{n,k}$  store  $1 - \alpha_i^{n,k}$ 
20         end
21          $M^{n,k} \leftarrow A^{n,k} \cdot M^{n,k-1}$ , with  $A^{n,k}$  as in (10);
22         if  $n < r$  then
23             Compute  $\mathbf{IN}^{n,k} \leftarrow M^{n,k} \cdot \mathbf{IN}_0^n$ ;
24         end
25          $ib \leftarrow ib + 1$ ;
26     end
27      $ibstart \leftarrow ibstart + 1$ ;
28 end

```

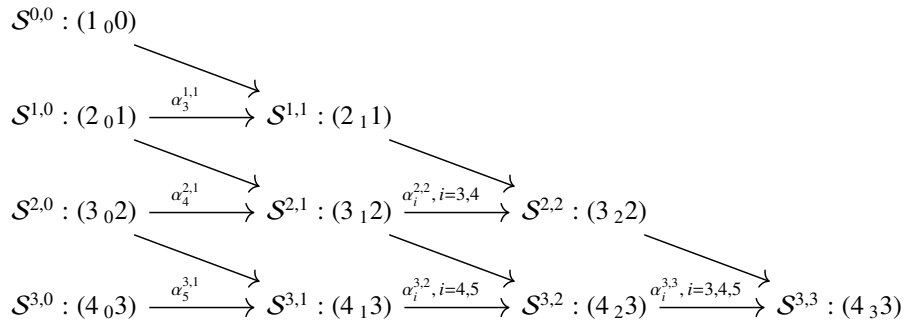
$\mathcal{S}^{n,k-1}$ to $\mathcal{S}^{n,k}$ and by $\beta_i^{n,k}$ the differences $1 - \alpha_i^{n,k}$. Furthermore, for each row n of the triangular scheme, we need to identify the index $ibstart$ of the first nontrivial RKI coefficient to be determined. Its initial value (line 9) is derived from Proposition 1 applied to spaces $\mathcal{S}^{1,0}$ and $\mathcal{S}^{1,1}$, being $d_j^{1,1}$ the degree in the interval to the left of breakpoint x_j (that is, in the algorithm j is the index of the breakpoint where \mathcal{S}_L and \mathcal{S}_R are joined and r stands for k_j) and being $\ell^{1,1}$ computed with respect to the left extended partition of $\mathcal{S}^{1,1}$. Subsequently, the indices of the first non-zero RKI coefficients are determined incrementing $ibstart$ while n increases and decrementing it while k increases.

The following example not only illustrates the application of Algorithm 2 on a practical case, but also demonstrates how to generate the matrix representation of an arbitrary MD-spline space following the general outline discussed at the end of section 3, that is by “breaking” the target space into a sequence of conventional spline spaces and joining these spaces two by two with the required continuities.

Example 1 (Matrix representation via RKI). Let us consider the target space $\mathcal{S}(\mathcal{P}_d, \mathcal{X}, \mathcal{K})$ defined on $[0, 4]$, with breakpoints $\mathcal{X} = \{1, 2, 3\}$, degrees $\mathbf{d} = (2, 2, 4, 3)$ and continuities $\mathcal{K} = (1, 2, 3)$. The associated C^0 MD-spline space will be likewise defined on $[0, 4]$, have same breakpoints \mathcal{X} and degrees \mathbf{d} and will have continuities $\mathcal{K}_0 = (1, 0, 0)$.

Space \mathcal{S} can be seen as the join of three spaces, and more precisely of a degree-2 conventional spline space \mathcal{S}_A on $[0, 2]$, a degree-4 polynomial space \mathcal{S}_B on $[2, 3]$ and a degree-3 polynomial space \mathcal{S}_C on $[3, 4]$. We shall hence apply Algorithm 2 twice, to generate a C^2 join at point 2 and a C^3 join at point 3. As we will see, these joins should be processed starting from the one of higher continuity, since this guarantees that all the information necessary to perform a join is either trivially known or has been computed during the previous ones. Therefore we will first calculate the C^3 join of spaces \mathcal{S}_B and \mathcal{S}_C at 3, and then calculate the C^2 join of the resulting space with \mathcal{S}_A at 2.

With reference to Algorithm 2, in which \mathcal{S}_L and \mathcal{S}_R will be the spaces \mathcal{S}_B and \mathcal{S}_C of this example, the first join is described by the triangular scheme (18), which we rewrite below indicating the degrees and continuities in each space $\mathcal{S}^{n,k}$ in the form (degree_{continuity}degree), along with the nontrivial RKI coefficients necessary to pass from one space to another:



Being the C^0 join of two polynomial spaces, each $\mathcal{S}^{n,0}$, $n = 0, \dots, 3$, is a C^0 MD-spline space having dimension $2(n+1)$. Hence M_L^n and M_R^n are identity matrices and $\mathbf{IN}_L^n = \mathbf{IN}_R^n$, $\mathbf{IN}_R^n = \mathbf{IN}_R^n$. For $n = 0, \dots, 2$, the integral vectors \mathbf{IN}_L^n , resp. \mathbf{IN}_R^n , can be calculated by observing that the basis functions in $D^{r-n}\mathcal{S}_L$, resp. $D^{r-n}\mathcal{S}_R$, are conventional B-splines of degree $n+1$, resp. n . Hence, according to (5), \mathbf{IN}_L^n has $n+2$ entries equal to $1/(n+2)$ and \mathbf{IN}_R^n has $n+1$ entries equal to $1/(n+1)$.

The vectors $\mathbf{IN}^{n,0}$, \mathbf{IN}^n and matrices $M^{n,0}$ are obtained by the previously discussed C^0 join operation $[\cdot, \cdot]$; in particular in this example

$$\mathbf{IN}^{n,0} = \mathbf{IN}^n = \left(\frac{1}{n+2}, \dots, \frac{1}{n+2} + \frac{1}{n+1}, \dots, \frac{1}{n+1} \right).$$

Triggering Algorithm 2 with this information, we obtain for $n = 1, k = 1$:

$$\alpha_3^{1,1} = \alpha_2^{0,0} \frac{IN_2^{0,-1}}{IN_2^{0,0}} = \frac{1}{3}, \quad \text{and} \quad \beta_3^{1,1} = \beta_3^{0,0} \frac{IN_3^{0,-1}}{IN_2^{0,0}} = \frac{2}{3},$$

from which

$$A^{1,1} = \begin{pmatrix} 1 & 0 & 0 & 0 \\ 0 & 1 & \frac{2}{3} & 0 \\ 0 & 0 & \frac{1}{3} & 1 \end{pmatrix}, \quad M^{1,1} = A^{1,1}, \quad \mathbf{IN}^{1,1} = M^{1,1} \mathbf{IN}^0 = \left(\frac{1}{3}, \frac{8}{9}, \frac{7}{9} \right).$$

For $n = 2, k = 1$, we obtain:

$$\alpha_4^{2,1} = \alpha_3^{1,0} \frac{IN_3^{1,-1}}{IN_3^{1,0}} = \frac{2}{5}, \quad \text{and} \quad \beta_4^{2,1} = \beta_4^{1,0} \frac{IN_4^{1,-1}}{IN_3^{1,0}} = \frac{3}{5},$$

from which

$$A^{2,1} = \begin{pmatrix} 1 & 0 & 0 & 0 & 0 & 0 \\ 0 & 1 & 0 & 0 & 0 & 0 \\ 0 & 0 & 1 & \frac{3}{5} & 0 & 0 \\ 0 & 0 & 0 & \frac{2}{5} & 1 & 0 \\ 0 & 0 & 0 & 0 & 0 & 1 \end{pmatrix}, \quad M^{2,1} = A^{2,1},$$

and

$$\mathbf{IN}^{2,1} = M^{2,1} \mathbf{IN}^0 = \left(\frac{1}{4}, \frac{1}{4}, \frac{3}{5}, \frac{17}{30}, \frac{1}{3} \right).$$

We shall then proceed to $n = 2, k = 2$, obtaining:

$$\alpha_3^{2,2} = \alpha_2^{1,1} \frac{IN_2^{1,0}}{IN_2^{1,1}} = \frac{3}{8}, \quad \beta_3^{2,2} = \beta_3^{1,1} \frac{IN_3^{1,0}}{IN_2^{1,1}} = \frac{5}{8},$$

$$\alpha_4^{2,2} = \alpha_3^{1,1} \frac{IN_3^{1,0}}{IN_3^{1,1}} = \frac{5}{14}, \quad \beta_4^{2,2} = \beta_4^{1,1} \frac{IN_4^{1,0}}{IN_3^{1,1}} = \frac{9}{14},$$

which yields

$$A^{2,2} = \begin{pmatrix} 1 & 0 & 0 & 0 & 0 \\ 0 & 1 & \frac{5}{8} & 0 & 0 \\ 0 & 0 & \frac{3}{8} & \frac{9}{14} & 0 \\ 0 & 0 & 0 & \frac{5}{14} & 1 \end{pmatrix}, \quad M^{2,2} = A^{2,2} M^{2,1} = \begin{pmatrix} 1 & 0 & 0 & 0 & 0 & 0 \\ 0 & 1 & \frac{5}{8} & \frac{3}{8} & 0 & 0 \\ 0 & 0 & \frac{3}{8} & \frac{27}{56} & \frac{9}{14} & 0 \\ 0 & 0 & 0 & \frac{1}{7} & \frac{5}{14} & 1 \end{pmatrix}$$

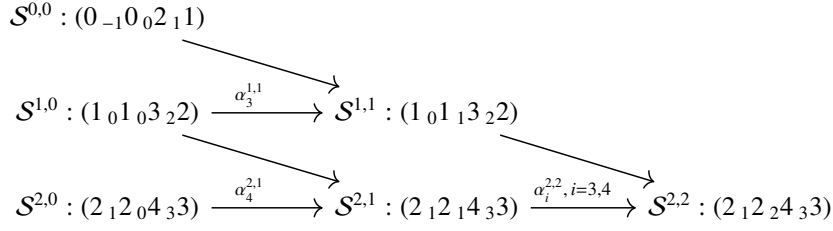
and

$$\mathbf{IN}^{2,2} = (1/4, 5/8, 33/56, 15/28).$$

This completes the second row of the triangular scheme. Proceeding in this way for $n = 3$ and $k = 1, 2, 3$, eventually yields the matrix

$$M^{3,3} = A^{3,3} M^{3,2} = \begin{pmatrix} 1 & 0 & 0 & 0 & 0 & 0 & 0 & 0 \\ 0 & 1 & \frac{3}{5} & \frac{7}{20} & \frac{1}{5} & 0 & 0 & 0 \\ 0 & 0 & \frac{2}{5} & \frac{27}{55} & \frac{24}{55} & \frac{4}{11} & 0 & 0 \\ 0 & 0 & 0 & \frac{7}{44} & \frac{49}{165} & \frac{238}{495} & \frac{28}{45} & 0 \\ 0 & 0 & 0 & 0 & \frac{1}{15} & \frac{7}{45} & \frac{17}{45} & 1 \end{pmatrix}.$$

Recall that Algorithm 2 returns as output the representation matrices for all derivative spaces up to differentiation order three of the C^3 join of \mathcal{S}_B and \mathcal{S}_C . We shall use this information to apply the algorithm again, this time for joining with C^2 continuity the conventional spline space \mathcal{S}_A on $[0, 2]$ and the MD-spline space on $[2, 4]$ obtained as output of the previous join. As for this second round, the triangular scheme will be:



Denoted as usual by \mathcal{S}_L and \mathcal{S}_R the two spaces to be joined, the corresponding representation matrix M_L^n will be the identity of size $n+2$, whereas $M_R^n = M^{n+1,n+1}$, being $M^{n+1,n+1}$, $n = 0, 1, 2$, the output of the previous C^3 join. The integrals of the C^0 MDB-spline functions required by Algorithm 2 can be evaluated by (5) for the left-hand side spaces \mathcal{S}_L^n , $n = 0, 1$, which gives:

$$\mathbf{IN}_L^0 = (1, 1) \quad \text{and} \quad \mathbf{IN}_L^1 = \left(\frac{1}{2}, 1, \frac{1}{2}\right).$$

For spaces \mathcal{S}_R^n , $n = 0, 1$, instead, the integrals may be stored as output of the first join or efficiently calculated at runtime by (5), obtaining:

$$\mathbf{IN}_R^0 = \left(\frac{1}{3}, \frac{1}{3}, \frac{5}{6}, \frac{1}{2}\right) \quad \text{and} \quad \mathbf{IN}_R^1 = \left(\frac{1}{4}, \frac{1}{4}, \frac{1}{4}, \frac{7}{12}, \frac{1}{3}, \frac{1}{3}\right),$$

hence, from lines 2 and 3 of the algorithm, we will obtain $\mathbf{IN}_L^n = \mathbf{IN}_R^n$, $n = 0, 1$, and

$$\mathbf{IN}_R^0 = \left(\frac{1}{3}, \frac{8}{9}, \frac{7}{9}\right) \quad \text{and} \quad \mathbf{IN}_R^1 = \left(\frac{1}{4}, \frac{5}{8}, \frac{33}{56}, \frac{15}{28}\right).$$

Finally, vectors $\mathbf{IN}^{n,0}$ and \mathbf{IN}^n , $n = 0, 1$, (lines 4 and 5) and matrices $M^{n,0}$, $n = 0, 1, 2$, (line 6) are the C^0 join of the above quantities. The output of this second and last join is a matrix $M^{2,2}$ such that

$$\mathbf{N} = M^{2,2} \mathbf{N}^0.$$

The above relation is the matrix representation of the MDB-spline basis of the target space \mathcal{S} relative to the basis $\mathbf{N}^0 \equiv \mathbf{N}^0$ of the associated C^0 MD-spline space \mathcal{S}_0 having degrees and continuities $(2_1 2_0 4_0 3)$.

As previously mentioned, note that processing the joins from higher to lower continuity makes so that, each time, all the information to address the next join is available or has been computed during the previous steps.

With the previous example in mind, we can further discuss some details of our implementation. In order to save on memory allocation, only one matrix $M^{n,k}$ should be stored for each row of the triangular scheme, that is each $n = 0, \dots, r$, since such matrices can be overwritten when moving from one column to the other. In addition, it is unnecessary to create matrices $A^{n,k}$, which we merely introduced for ease of presentation, as the coefficients $\alpha_i^{n,k}$ and $\beta_i^{n,k}$ can be stored in temporary one-dimensional arrays, to be destroyed after been used for the coefficient computations at lines 15 and 16 and the RKI steps at lines 18 and 19. The integrals $\mathbf{IN}^{n,k}$ can as well be stored in temporary one-dimensional arrays. Moreover, only one array can be used to store all vectors \mathbf{IN}^n , $n = 0, \dots, r-1$, since each of these can be overwritten at the end of the corresponding row of the triangular scheme.

5. Stability analysis

Unlike how it usually happens, namely that we propose an algorithm and then we analyze its stability, we designed an algorithm that would possess all the characteristics to be numerically stable. This feature becomes clear if we break Algorithm 2 into a sequence of basic steps, each involving numerically stable operations only. The results of this analysis will be confirmed and highlighted by the numerical experimentation presented in subsection 5.1.

Our discussion may benefit from some preliminary considerations. First, it is easy to count how many RKI coefficients will be calculated over the course of the algorithm. In particular, the “for” loops at lines 14 and 17 show

that we will have to calculate one coefficient $\alpha_i^{n,1}$ for $n = 1, \dots, r$, two coefficients $\alpha_i^{n,2}$ for $n = 2, \dots, r$ and so on up to r coefficients $\alpha_i^{n,r}$ for $n = r$. Also note that, for $k = 1$, at lines 18 and 19 reference is made to elements of vectors $\mathbf{IN}^{n-1,-1}$, never formally initialized, but whose values are trivially known from \mathbf{IN}_L^n and \mathbf{IN}_R^n (lines 12 and 13). Again, for each n and k , the first $\alpha_i^{n-1,k-1}$ and the last $\beta_i^{n-1,k-1}$ considered are trivially equal to one (lines 15 and 16). Finally, as recalled earlier, storing the quantities $\beta_i^{n-1,k-1}$ allows us to avoid the evaluation of the quantities $1 - \alpha_i^{n,k}$ and therefore the whole algorithm does not contain any floating point subtraction.

Bearing in mind these observations, we can break the algorithm in the following basic steps.

- A) Calculation of the input vectors \mathbf{IN}_R^n and \mathbf{IN}_L^n . Since functions in \mathbf{N}_R^n and \mathbf{N}_L^n are C^0 MDB-splines, the evaluation of their integrals involves computing and adding the integrals of conventional B-splines according to (5), all of which are positive quantities. Likewise, the C^0 join of the integral vectors at lines 4 and 5 involves summations between positive quantities.
- B) Products between matrices $\mathbf{M}^{n,k}$ (as well as \mathbf{M}_L^n and \mathbf{M}_R^n), all of which entries belong to $[0, 1]$, and positive vectors \mathbf{IN}^n (as well as \mathbf{IN}_L^n and \mathbf{IN}_R^n) (lines 2,3 and 23). Due to the fact that only some elements of the vectors at the right-hand side of these assignments are used, these products are reduced to dot products between single rows of matrices $\mathbf{M}^{n,k}$ and vectors \mathbf{IN}^n . Note that each iteration involves as many such dot products as the integrals at lines 18 and 19, that is 3 dot products at most (since some of those integrals are used twice, so they could be stored and reused).
- C) Evaluation of the right-hand sides of the assignments at lines 18 and 19. This amounts to calculating first the product, which produces a value in $[0, 1]$, and then the ratio, obtaining a result in $[0, 1]$ as can be seen from the fact that $N_{i-1}^{n-1,k-1} = \alpha_{i-1}^{n-1,k-1} N_{i-1}^{n-1,k-2} + (1 - \alpha_{i-1}^{n-1,k-1}) N_i^{n-1,k-2}$.
- D) Product at the right-hand side of the assignment at line 21. Rather than a matrix product, it is convenient to perform this calculation as a repeated combination of two rows of $\mathbf{M}^{n,k-1}$ (all of which entries are in $[0, 1]$), of the form $\alpha_j^{n,k} \mathbf{m}_{j-1}^{n,k-1} + \beta_{j+1}^{n,k} \mathbf{m}_j^{n,k-1}$, where $\alpha_j^{n,k}$ and $\beta_{j+1}^{n,k} = (1 - \alpha_{j+1}^{n,k})$ are entries on the bidiagonal of $\mathbf{A}^{n,k}$ and $\mathbf{m}_j^{n,k-1}$ is the j th row of $\mathbf{M}^{n,k-1}$.

The above analysis emphasizes that the proposed algorithm consists of summations, ratios and products between positive quantities (most of which belonging to $[0, 1]$) and dot products between vectors with positive entries, all of which are numerically stable arithmetic operations (see e.g. [27]). It also allows us to compute how many operations will be performed for the C^r join of two MD-spline spaces, that is:

- r operations of type A);
- $\frac{(r-1)r}{2}$ operations of type B), or $3(2(r-1) + 3(r-2) + \dots + (r-1)2 + r)$ dot products;
- $r + 2(r-1) + 3(r-2) + \dots + (r-1)2 + r$ operations of type C);
- $\frac{r(r+1)}{2}$ operations of type D) or $2r + 3(r-1) + 4(r-2) + \dots + 2r + r + 1$ combinations of two rows of $\mathbf{M}^{n,k-1}$, that is as many as the overall number of nontrivial RKI coefficients $\alpha_i^{n,k}$ plus one;

and thus to estimate the computational complexity of the algorithm, which amounts to $O(r^2)$ operations.

5.1. Experimental results

Besides supporting the conclusions of the above stability analysis, the following numerical experiments provide a comparison between the new proposal and previous ones. For the sake of brevity, we will refer to the present method and to those in [25] and [23] as RKI/Greville, RKI/Derivative and H-Operator, respectively. Recall that both the RKI/Derivative and H-Operator algorithms make use of derivatives (of order up to the target continuity) of MDB-splines and thus suffer in a similar way from the fact that those quantities may be very large numbers.

Our analysis is based on calculating and comparing the algorithmic errors on the evaluation of MDB-spline basis functions and/or on the representation matrix. To this end, the “exact” values are obtained by symbolic computation, using MATLAB’s Symbolic Math Toolbox, whereas the numerical results rely on MATLAB’s standard precision

(rounding unit $U \approx 10^{-16}$). In all the examples, the symbolic implementation of the RKI/Greville algorithm was able to produce an output within reasonable time, due to the fact that the method performs operations between small quantities all of which can be stored in rational form. As would be expected, the response times of the symbolic procedure become impractical for more complex tests.

This section contains three experiments. The first (Example 2) is aimed at evaluating how our analysis approach, based the algorithmic error, relates to the a posteriori error bound in Cox’s seminal paper on the evaluation of B-splines [3]. Like the referenced paper, this example is concerned with conventional B-splines and as a consequence the representation matrix is the identity matrix. In the successive two experiments (Examples 3 and 4) we compare the RKI/Greville Algorithm with previous proposals on a variety of test spaces featured by both uniform and nonuniform distributions of breakpoints as well as largely inhomogeneous degrees. The parameters of the different test spaces that will be considered are summarized in Table 1.

	$[a, b]$	\mathcal{X}	\mathbf{d}	\mathcal{K}
Test 1	$[-10000, 10000]$	$\{-9999, 0, 9999\}$	$(5, 3, 3, 5)$	$(3, 2, 3)$
Test 2	$[-10000, 10000]$	$\{-9999, 0, 9999\}$	$(3, 5, 5, 3)$	$(3, 4, 3)$
Test 3	$[1, 1024]$	$\{2^j\}, j = 1, \dots, 9$	$(9, 9, 10, 10, 9, 9, 10, 10, 9, 9)$	$(8, 9, 9, 9, 8, 9, 9, 9, 8)$
Test 4	$[-1024, 1]$	$\{-2^{10-j}\}, j = 1, \dots, 9$	$(9, 9, 10, 10, 9, 9, 10, 10, 9, 9)$	$(8, 9, 9, 9, 8, 9, 9, 9, 8)$
Test 5	$[0, 22]$	$\{j\}, j = 1, \dots, 21$	$d_i = 19, i = 10, \dots, 11;$ $d_i = 20, i = 5, \dots, 9, 12, \dots, 16;$ $d_i = 21, i = 0, \dots, 4, 17, \dots, 21$	$k_i = 18, i = 11, \dots, 12;$ $k_i = 19, i = 6, \dots, 10, 13, \dots, 17;$ $k_i = 20, i = 1, \dots, 5, 18, \dots, 21;$
Test 6	$[-10000, 10000]$	$\{-9999, 0, 9999\}$	$(21, 19, 19, 21)$	$(15, 10, 15)$

Table 1: Test spaces for Examples 3 and 4.

Example 2 (A comparison with conventional B-splines). This experiment replicates [3, Example 2], which is the most challenging test in the referenced paper. The setting is a conventional spline space of degree 21, defined in the interval $[0, 22]$, with equispaced breakpoints x_j placed at the integers and C^{20} continuity at each breakpoint. Note that choosing both the breakpoints and the evaluation points to be exactly represented in the floating point standard allows for avoiding roundoff errors in the initial data. Table 2 shows the algorithmic error on the evaluation of the “central” B-spline $N_{22,21}$ at the breakpoints x_j . For the same experiment, [3, Table 2] reports the values of $N_{22,21}$ along with the a posteriori error bounds established in that paper. In particular, the values of $N_{22,21}$ found by Cox refer to non-normalized basis functions and are the same as in the second column of Table 2, whereas the values in the third column of Table 2 are obtained with the recurrence relation for normalized C^0 MDB-splines in [25], which is a simple generalization of the more established scheme in [4]. The values in the two columns, however, only differ by a normalization constant equal to the width of the support.

A running error analysis was also integrated in our implementation and returned a posteriori error bounds in accordance with those reported by Cox (considering that we work in double precision with 16 digits, while Cox with 11 digits). It shall be noted, in particular, how the results in the column of absolute algorithmic errors are consistent with the corresponding error bounds and the corresponding relative errors that will be used to assess the numerical stability of our proposal.

In the conclusions of [3], on the basis of the a posteriori error bound, it is expected that the maximum relative error attained with a t -digits mantissa cannot exceed $(70)2^{-t}$ for degree 10 or less, whereas it cannot exceed $(700)2^{-t}$ for degree 100 or less. It is also observed that the bound on the relative error grows linearly with the degree of a spline. Our experimentation shows that the actual error is even lower. In fact, for degree 100 or less the relative algorithmic error for most experiments is about 10^{-16} , with only a few values of the order of 10^{-15} , whereas the bound estimated by Cox would be of the order of 10^{-14} . We believe that this may be attributable to cancellation of rounding error, which may cause the final computed answer to be much more accurate than the intermediate quantities. This phenomenon has been described, e.g., in [27, p.19].

We conclude by mentioning that a similar study of algorithmic errors was carried out on the evaluation of derivatives. Also in this case for splines of degree less than or equal to 50 and order of differentiation up to ten we never encountered algorithmic errors exceeding $\approx 10^{-14}$.

x_j	$N_{22,21}(x_j)$ Non-Normalized	$N_{22,21}(x_j)$ Normalized	Error Bound	Absolute Alg. Error	Relative Alg. Error
1	8.896791392450574e-22	1.957294106339126e-20	3.2378e-34	1.3644e-36	6.9706e-17
2	1.865772813284987e-15	4.104700189226971e-14	6.7901e-28	4.0230e-30	9.8009e-17
3	9.265310806863227e-12	2.038368377509910e-10	3.3719e-24	3.3787e-26	1.6575e-16
4	3.708541354285271e-09	8.158790979427597e-08	1.3497e-21	7.0656e-24	8.6601e-17
5	3.402962627063746e-07	7.486517779540241e-06	1.2384e-19	9.0997e-23	1.2155e-17
6	1.107329203006056e-05	2.436124246613324e-04	4.0299e-18	2.4981e-20	1.0254e-16
7	1.595958078468785e-04	3.511107772631326e-03	5.8082e-17	9.0643e-19	2.5816e-16
8	1.156908330166488e-03	2.545198326366273e-02	4.2103e-16	3.6835e-18	1.4472e-16
9	4.554285942496692e-03	1.001942907349272e-01	1.6574e-15	7.1213e-18	7.1075e-17
10	1.019454972176512e-02	2.242800938788327e-01	3.7101e-15	2.1568e-17	9.6165e-17
11	1.330103123779249e-02	2.926226872314347e-01	4.8407e-15	8.2012e-17	2.8026e-16
12	1.019454972176512e-02	2.242800938788327e-01	3.7101e-15	2.1568e-17	9.6165e-17
13	4.554285942496692e-03	1.001942907349272e-01	1.6574e-15	7.1213e-18	7.1075e-17
14	1.156908330166488e-03	2.545198326366273e-02	4.2103e-16	3.6835e-18	1.4472e-16
15	1.595958078468785e-04	3.511107772631326e-03	5.8082e-17	9.0643e-19	2.5816e-16
16	1.107329203006056e-05	2.436124246613324e-04	4.0299e-18	2.4981e-20	1.0254e-16
17	3.402962627063746e-07	7.486517779540241e-06	1.2384e-19	9.0997e-23	1.2155e-17
18	3.708541354285271e-09	8.158790979427597e-08	1.3497e-21	7.0656e-24	8.6601e-17
19	9.265310806863227e-12	2.038368377509910e-10	3.3719e-24	3.3787e-26	1.6575e-16
20	1.865772813284987e-15	4.104700189226971e-14	6.7901e-28	4.0230e-30	9.8009e-17
21	8.896791392450574e-22	1.957294106339126e-20	3.2378e-34	1.3644e-36	6.9706e-17

Table 2: Numerical experiments reported in Example 2

Example 3 (Algorithmic error on the evaluation of MDB-splines). This experiment illustrates how erroneous the results of the RKI/Derivative method can be for degrees as low as three and five if the knot spacing is highly nonuniform. Such a case is important in practice since it is often of interest to investigate the case of near-coincident knots. From Table 3 one can observe that at $x_1 = -9999$ and $x_3 = 9999$ the values calculated by RKI/Greville agree for symmetry, while this is not the case for the corresponding results obtained by RKI/Derivative. Moreover, the values of the algorithmic errors show that the accuracy of the RKI/Derivative method is limited to the first 6/7 digits of precision, as appearing from the value of the central MDB-spline for $x_2 = 0$. Similar results are reported in Table 4, from which one can again see that the RKI/Derivative method returns strongly asymmetric results despite the expected symmetry of the evaluated MDB-spline. In both experiments the results obtained by RKI/Greville agree for symmetry and are extremely accurate, which is consistent with the conclusions of the theoretical analysis.

The experiment reported in Table 5 concerns a space with a less challenging uneven distribution of breakpoints, but higher degrees. In this case, the RKI/Derivative method appears adequate up to 9 figures only. Analogous results were also obtained for the spaces “Test 4”, “5” and “6”. Overall, the large errors for the RKI/Derivative algorithm show that the method is potentially unstable. Conversely the small algorithmic errors of the RKI/Greville method confirm its stability. The same conclusions are supported by the results illustrated in Example 4, concerned with the algorithmic errors with respect to the entries of the representation matrices.

Example 4 (Algorithmic error on the representation matrix). In this second type of test, we consider the algorithmic error on the representation matrix, calculated as

$$\|M_{16_digits} - M_{exact}\|_1,$$

where M_{16_digits} is the numerically calculated matrix, whereas M_{exact} is the one obtained by symbolic computation. This is both an absolute and a relative error on account of the fact that $\|M_{exact}\|_1 = 1$.

The algorithmic error obtained with RKI/Greville is compared with those relative to both RKI/Derivative and H-operator (the code for the latter is taken from [23]³).

³The H-operator algorithm, as implemented in [23], returns a representation matrix with respect to a sequence conventional B-spline bases

x	RKI/Greville		RKI/Derivative	
	$N_5(x)$ Normalized	Relative Alg. Error	$N_5(x)$ Normalized	Relative Alg. Error
-9.999000e+03	4.500275008083014e-09	1.8381e-16	4.500275772672185e-09	1.6990e-07
0.000000e+00	5.000083333610773e-01	0.0000e+00	5.000084045999867e-01	1.4248e-07
9.999000e+03	4.500275008083015e-09	0.0000e+00	4.500275649258610e-09	1.4247e-07

Table 3: Numerical results discussed in Example 3 for space “Test 1” in Table 1.

x	RKI/Greville		RKI/Derivative	
	$N_4(x)$ Normalized	Relative Alg. Error	$N_4(x)$ Normalized	Relative Alg. Error
-9.999000e+03	2.499250262410031e-12	0.0000e+00	2.499214206146373e-12	1.4427e-05
0.000000e+00	3.750749868799358e-01	0.0000e+00	3.750749863390447e-01	1.4421e-09
9.999000e+03	2.499250262410030e-12	1.6161e-16	2.499250262410031e-12	1.6161e-16

Table 4: Numerical results discussed in Example 3 for space “Test 2” in Table 1.

x	RKI/Greville		RKI/Derivative	
	$N_9(x)$ Normalized	Relative Alg. Error	$N_9(x)$ Normalized	Relative Alg. Error
2.000000e+00	2.912087112938504e-13	3.4674e-16	2.912087106308203e-13	2.2768e-09
4.000000e+00	1.275774160308294e-09	1.6209e-16	1.275774157784237e-09	1.9785e-09
8.000000e+00	4.806036147184862e-07	2.2030e-16	4.806036141267946e-07	1.2311e-09
1.600000e+01	5.258129295850228e-05	3.8662e-16	5.258129293072319e-05	5.2831e-10
3.200000e+01	2.147713272383253e-03	8.0771e-16	2.147713271996800e-03	1.7994e-10
6.400000e+01	3.541058939374863e-02	5.8787e-16	3.541058939374988e-02	3.4684e-14
1.280000e+02	2.206016671195212e-01	3.7745e-16	2.206016671340502e-01	6.5860e-11
2.560000e+02	3.592347216925473e-01	0.0000e+00	3.592347217235125e-01	8.6198e-11
5.120000e+02	4.466585515804859e-02	1.5535e-16	4.466585516215183e-02	9.1866e-11

Table 5: Numerical results discussed in Example 3 for space “Test 3” in Table 1.

Table 6 contains the algorithmic errors obtained for all the test spaces in Table 1. In particular, space “Test 5” is the multi-degree counterpart of the aforementioned experiment [3, Example 2]. “Test 6”, instead, is aimed at comparing the considered algorithms in case of a very nonuniform partition and high degrees. Finally, Table 7 shows the algorithmic errors obtained in a test case presented in our previous paper [25]. All the results confirm the adequacy of the new proposal, by contrast with previous methods, which, in some cases, suffer from serious loss of accuracy.

6. Matrix representation in terms of the conventional B-spline basis of maximum degree

For a given target space $\mathcal{S}(\mathcal{P}_d, \mathcal{X}, \mathcal{K})$, another way to compute a matrix representation (6) is to choose as initial space a conventional spline space $\mathcal{S}_0 \equiv \mathcal{S}(\mathcal{P}_{d_0}, \mathcal{X}, \mathcal{K}_0)$, with $d_j^0 = m$ for all j , being $m := \max_j \{d_j\}$. In this setting, it still holds that $\mathcal{S} \subset \mathcal{S}_0$, but this time matrix M needs to be computed performing successive steps of *reverse degree elevation* (RDE). As the name suggests, reverse degree elevation is the reverse operation of degree elevation and we can understand it by referring to Remark 2, where instead of decreasing/increasing the continuity at a breakpoint, one increases/decreases the degree on a breakpoint interval. Therefore, each round of reverse degree elevation diminishes by one the degree in an interval, until each interval $[x_j, x_{j+1}]$ reaches the target degree d_j . Overall, the number of steps g required to pass from \mathcal{S}_0 to \mathcal{S} amounts to the total number of RDE steps to be performed, that is $g := \sum_{j=0}^q (m - d_j)$. The process must be accomplished in such a way to generate a sequence of MD-spline spaces $\mathcal{S}_n \equiv \mathcal{S}(\mathcal{P}_{d_n}, \mathcal{X}, \mathcal{K}_n)$, $n = 0, \dots, g$, such that

$$\mathcal{S} \equiv \mathcal{S}_g \subset \mathcal{S}_{g-1} \subset \dots \subset \mathcal{S}_1 \subset \mathcal{S}_0, \quad (22)$$

where each space \mathcal{S}_n is defined on $[a, b]$, has same breakpoints \mathcal{X} and continuities \mathcal{K} as the target space \mathcal{S} and has dimension $K_n := K + (g - n)$, being K the dimension of \mathcal{S} . In general, there may be more than one sequence (22)

connected with C^{-1} continuity, therefore, with respect to ours, it has replicated columns that have been removed for a fair comparison.

Examples	Algorithmic Errors			Examples	Algorithmic Errors		
	RKI/Greville	RKI/Derivative	H-Operator		RKI/Greville	RKI/Derivative	H-Operator
Test 1	1.0×10^{-16}	2.8×10^{-7}	2.8×10^{-7}	Test 4	6.0×10^{-16}	7.6×10^{-13}	1.1×10^{-12}
Test 2	6.7×10^{-16}	4.3×10^{-9}	4.3×10^{-9}	Test 5	1.0×10^{-15}	5.4×10^{-2}	1.2×10^{-1}
Test 3	3.7×10^{-16}	1.1×10^{-8}	1.1×10^{-8}	Test 6	1.7×10^{-14}	6.5×10^{-7}	6.5×10^{-7}

Table 6: Algorithmic errors on the representation matrix for the test spaces in Table 1.

k_1	K	Algorithmic Errors			k_1	K	Algorithmic Errors		
		RKI/Greville	RKI/Derivative	H-Operator			RKI/Greville	RKI/Derivative	H-Operator
5	17	2.5×10^{-16}	2.5×10^{-16}	2.5×10^{-16}	13	25	2.7×10^{-16}	1.4×10^{-12}	1.4×10^{-12}
7	19	2.2×10^{-16}	1.4×10^{-14}	1.4×10^{-14}	15	27	4.4×10^{-16}	2.4×10^{-11}	2.4×10^{-11}
9	21	3.9×10^{-16}	4.7×10^{-14}	4.7×10^{-14}	17	29	3.1×10^{-16}	2.2×10^{-10}	2.2×10^{-10}
11	23	2.5×10^{-16}	1.7×10^{-13}	1.7×10^{-13}	19	31	4.5×10^{-16}	1.3×10^{-9}	1.3×10^{-9}

Table 7: Target space $\mathcal{S}(\mathcal{P}_d, \mathcal{X}, \mathcal{K})$ with $[a, b] = [0, 2]$, $\mathcal{X} = (1)$ and $\mathbf{d} = (19, 20)$; the dimension of \mathcal{S}_0 is $K_0 = 40$.

leading from \mathcal{S}_0 to \mathcal{S}_g and therefore, while \mathcal{S}_0 and \mathcal{S}_g are fixed, the intermediate spaces $\mathcal{S}_1, \dots, \mathcal{S}_{g-1}$ will depend on the specific ordering of RDE steps performed.

[25, Proposition 7] provides a result akin to Proposition 3, where space $\widehat{\mathcal{S}}$ is obtained from \mathcal{S} through (local) degree elevation. In this case, the respective MDB-spline bases satisfy a relationship analogous to (8), with coefficients α_i given by (9), the only difference being that the nontrivial coefficients $\alpha_i \in [0, 1]$ correspond to $i = \ell - d_j + 1, \dots, \ell$. These coefficients can still be determined through (14), where $\hat{\xi}_j$ and ξ_j are the Greville abscissæ of $\widehat{\mathcal{S}}$ and \mathcal{S} , respectively. Moreover, a step of reverse degree elevation from $\widehat{\mathcal{S}}$ to \mathcal{S} can be written in the matrix form

$$\mathbf{N} = \mathbf{A} \widehat{\mathbf{N}}, \quad (23)$$

where \mathbf{A} is a bidiagonal matrix of size $K \times (K+1)$ containing the coefficients α_i and $\widehat{\mathbf{N}}, \mathbf{N}$ are the vectors of MDB-spline basis functions of the two spaces (see [25, Equation (10)]).

On account of Proposition 2, the computation of the Greville abscissæ of $\widehat{\mathcal{S}}$ and \mathcal{S} entails integrating the MDB-spline bases of the respective derivative spaces. Hence, an RDE step can be described by the following triangular block, akin to (16):

$$\begin{array}{ccc} & DS & \\ & \searrow G & \\ \widehat{\mathcal{S}} & \xrightarrow{RDE} & \mathcal{S} \end{array}$$

Repeated applications of the above basic block, give rise to the following *rhomboid* scheme, which is the RDE counterpart of (18), and in which $\mathcal{S}^{k,n}$, for $k = 0, \dots, r$, $n = 0, \dots, g$, indicate the derivative spaces $D^{r-k} \mathcal{S}_n$ with $r := \max\{1, \max\{k_i \in \mathcal{K}\}\}$:

$$\begin{array}{ccccccc} \mathcal{S}^{0,0} & \xrightarrow{RDE} & \mathcal{S}^{0,1} & \xrightarrow{RDE} & \dots & \mathcal{S}^{0,g-1} & \xrightarrow{RDE} & \mathcal{S}^{0,g} \\ & \searrow G & & \searrow G & & \searrow G & & \searrow G \\ & & \dots & \xrightarrow{RDE} & \dots & \dots & \xrightarrow{RDE} & \dots \\ & & & \searrow G & & & \searrow G & \\ & & & & \mathcal{S}^{r-1,0} & \xrightarrow{RDE} & \mathcal{S}^{r-1,1} & \xrightarrow{RDE} & \dots \\ & & & & & \searrow G & & \searrow G & \\ & & & & & & \mathcal{S}^{r-1,g-1} & \xrightarrow{RDE} & \mathcal{S}^{r-1,g} \\ & & & & & & & \searrow G & \\ & & & & & & & & \mathcal{S}^{r,g-1} & \xrightarrow{RDE} & \mathcal{S}^{r,g} \end{array}$$

Note that spaces $\mathcal{S}^{0,n}$ are C^0 MD-spline spaces and may feature breakpoints with negative continuities, as well as intervals with negative degrees. These correspond to the degenerate spaces involved in the generation of the MDB-spline basis of $\mathcal{S}^{r,n}$ by the integral recurrence relation (3). Spaces $\mathcal{S}^{k,0}$ are instead conventional spline spaces of degree $m - (r - k)$. For all spaces $\mathcal{S}^{0,n}$ and $\mathcal{S}^{k,0}$ the MDB-spline basis functions, as well as their integrals, can be straightforwardly computed by standard approaches, as discussed in section 2.2.

Using the rhomboid scheme and the corresponding matrix representations leads to Algorithm 3, where

$$K(k, n) := K - (r - k) + (g - n), \quad (24)$$

indicates the dimension of space $\mathcal{S}^{k,n}$, being K the dimension of the target space $\mathcal{S} \equiv \mathcal{S}^{r,g}$. The algorithm requires as input the vectors $\mathbf{IN}^{k,0}$, $k = 0, \dots, r$, containing the integrals of the conventional B-spline bases of spaces $\mathcal{S}^{k,0}$ and the vectors $\mathbf{IN}^{0,n}$, $n = 0, \dots, g$, of the integrals of the C^0 MDB-splines of the spaces $\mathcal{S}^{0,n}$. It returns as output the matrices $\mathbf{M}^{k,g}$ such that $\mathbf{N}^{k,g} = \mathbf{M}^{k,g} \mathbf{N}^{k,0}$, $k = 0, \dots, r$, where $\mathbf{N}^{k,0}$ is a conventional B-spline basis of degree $m - r + k$. In particular $\mathbf{M}^{r,g}$ is the matrix representation of the MDB-spline basis $\mathbf{N}^{r,g}$ of the target space $\mathcal{S}_g \equiv \mathcal{S}^{r,g}$ with respect to the B-spline basis $\mathbf{N}^{r,0}$ of the conventional spline space $\mathcal{S}_0 \equiv \mathcal{S}^{r,0}$ of degree $m := \max_i \{d_i\}$. We remark that, while the RKI Algorithm joins two spaces at a time, the RDE works globally, i.e. by carrying out a sequence of reverse degree elevations on all the intervals involved.

Algorithm 3: Matrix representation relative to the conventional B-spline basis of degree $m := \max_i \{d_i\}$, with $r := \max\{1, \max\{k_i \in \mathcal{K}\}\}$ and $g := \sum_{j=0}^q (m - d_j)$.

Data: $\mathbf{IN}^{k,0}$, $k = 0, \dots, r$; $\mathbf{IN}^{0,n}$, $n = 0, \dots, g$.
Result: $\mathbf{M}^{k,g}$, $k = 1, \dots, r$.

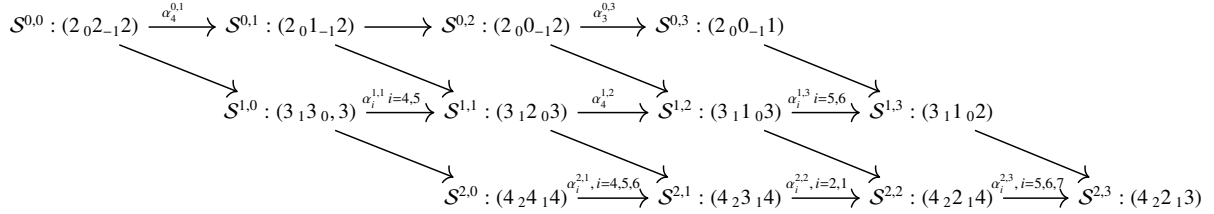
```

1 for k ← 1 to r do
2    $\mathbf{M}^{k,0} \leftarrow \mathbf{I}_{K(k,0)}$ , with  $K(k,0)$  derived from (24);
3    $n \leftarrow 0$ ;
4   for j ← 0 to q do
5     for h ← m - 1 to  $d_j$  do
6        $n \leftarrow n + 1$ ;
7        $ie \leftarrow d_0^{k,n} + 1 + \sum_{h=1}^j d_h^{k,n} - k_h^{k,n}$ ;
8        $ib \leftarrow ie - d_j^{k,n} + 1$ ;
9        $\alpha_{ib-1}^{k-1,n} \leftarrow 1$ ;
10       $\beta_{ie}^{k-1,n} \leftarrow 1$ ;
11      for i ← ib to ie do
12        if k == 1 then
13           $\alpha_i^{1,n} \leftarrow (\sum_{h=ib-1}^{i-1} IN_h^{0,n-1} - \sum_{h=ib-1}^{i-2} IN_h^{0,n}) / IN_{i-1}^{0,n}$ ;
14           $\beta_i^{1,n} \leftarrow (\sum_{h=ib-1}^{i-1} IN_h^{0,n} - \sum_{h=ib-1}^{i-1} IN_h^{0,n-1}) / IN_{i-1}^{0,n}$ ;
15        else
16           $\alpha_i^{k,n} \leftarrow \alpha_{i-1}^{k-1,n} IN_{i-1}^{k-1,n-1} / IN_{i-1}^{k-1,n}$ ;
17           $\beta_i^{k,n} \leftarrow \beta_{i-1}^{k-1,n} IN_i^{k-1,n-1} / IN_{i-1}^{k-1,n}$ ; //  $\beta_i^{k,n}$  store  $1 - \alpha_i^{k,n}$ 
18        end
19      end
20       $\mathbf{M}^{k,n} \leftarrow \mathbf{A}^{k,n} \mathbf{M}^{k,n-1}$ , where  $\mathbf{A}^{k,n}$  is the RDE matrix in (23) and related discussion;
21      if k < r then
22         $\mathbf{IN}^{k,n} \leftarrow \mathbf{M}^{k,n} \cdot \mathbf{IN}^{k,0}$ ;
23      end
24    end
25  end
26 end
```

Example 5 (Matrix representation via reverse degree elevation). In the interval $[0, 3]$, let us consider the MD-spline space $\mathcal{S}(\mathcal{P}_d, \mathcal{X}, \mathcal{K})$ with $\mathcal{X} = \{1, 2\}$, $\mathbf{d} = (4, 2, 3)$ and $\mathcal{K} = (2, 1)$. Let us also consider the spaces \mathcal{S}_2 , \mathcal{S}_1 and

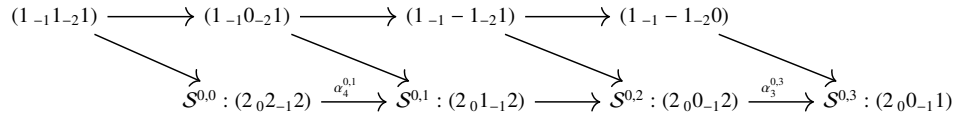
\mathcal{S}_0 defined on the same interval and having same breakpoint sequence and continuities as $\mathcal{S} \equiv \mathcal{S}_3$ and such that $\mathcal{S}_3 \subset \mathcal{S}_2 \subset \mathcal{S}_1 \subset \mathcal{S}_0$. In particular we take \mathcal{S}_0 to be the MD-spline space having $\mathbf{d}_0 = (4, 4, 4)$, \mathcal{S}_1 having $\mathbf{d}_1 = (4, 3, 4)$, \mathcal{S}_2 having $\mathbf{d}_2 = (4, 2, 4)$ and \mathcal{S}_3 having $\mathbf{d}_3 = (4, 2, 3)$. Note that \mathcal{S}_0 is a conventional spline space and hence its B-spline basis and corresponding integrals can efficiently be computed by known methods. In this way one can pass from the MDB-spline basis of \mathcal{S}_0 to that of \mathcal{S}_1 , from that of \mathcal{S}_1 to that of \mathcal{S}_2 and finally from the MDB-spline basis of \mathcal{S}_2 to that of \mathcal{S}_3 performing three successive rounds of RDE.

The rhomboid scheme of spaces in this example is as follows, where $\mathcal{S}_n \equiv \mathcal{S}^{2,n}$, $n = 0, \dots, 3$:



The nontrivial coefficients $\alpha_i^{k,n}$ necessary for each RDE step can be computed by integrating the MDB-spline functions of derivative spaces as in (19). We remark that a similar result was proven in [29] for a less general subclass of MD-splines. For instance, knowing the MDB-splines of space $D\mathcal{S}_1 \equiv D\mathcal{S}^{2,1} = \mathcal{S}^{1,1}$, which is defined on the same interval and breakpoint sequence as \mathcal{S} , but has degrees $\mathbf{d} = (3, 2, 3)$ and continuities $\mathcal{K} = (1, 0)$, we can determine the coefficients $\alpha_i^{2,1}$, $i = 4, 5, 6$, to pass from $\mathcal{S}_0 \equiv \mathcal{S}^{2,0}$ to $\mathcal{S}_1 \equiv \mathcal{S}^{2,1}$. With reference to the first line of the rhomboid scheme, observe how going from $\mathcal{S}^{0,0}$ to $\mathcal{S}^{0,1}$ it is necessary to calculate only one coefficient, as one passes from degree 2 to 1. For the same reason it is necessary to calculate only one coefficient $\alpha_3^{0,3}$ for the RDE step from $\mathcal{S}^{0,2}$ to $\mathcal{S}^{0,3}$. The RDE step from $\mathcal{S}^{0,1}$ to $\mathcal{S}^{0,2}$, instead, does not involve non-trivial RDE coefficients, as they are all equal to 0 or 1.

Remark 7. The procedure can be modified in such a way to avoid any subtraction operation and therefore improve its numerical stability. In fact, the coefficients in the first row of the rhomboid scheme (in the example $\alpha_4^{0,1}$ and $\alpha_3^{0,3}$) are determined by (14), whose numerator can be computed by the middle line of (20) (Algorithm 3, lines 13 and 14). However, we can as well further differentiate these spaces, in such a way that the first two rows of the scheme become:



In this extended version of the scheme also the coefficients $\alpha_4^{0,1}$ and $\alpha_3^{0,3}$ can be determined through (19), avoiding the aforementioned differences. This variant of Algorithm 3 can be obtained by defining r as

$$r := \max\{d_i\} - 1$$

and summarizing lines from 12 to 18 of the algorithm by lines 16 and 17 only.

The RDE-based algorithm is numerically stable for the same considerations made in the RKI case and all the numerical tests carried out have verified its excellent accuracy in the calculation of both the MDB-spline functions and the representation matrix.

Remark 8 (Mixed RDE-RKI Algorithm). It is also possible to design an algorithm that simultaneously performs RDE and RKI steps, like the one proposed in [25]. In this case we shall choose the initial space \mathcal{S}_0 , containing \mathcal{S} , in such a way that \mathcal{S} can be reached through a sequence of successive steps of RDE and RKI type. We shall hence break the target space \mathcal{S} into sections, each of which will be generated from the corresponding section of \mathcal{S}_0 via RDE using Algorithm 3 or through RKI joins of the corresponding sections in \mathcal{S}_0 via Algorithm 2. At this point it is necessary to proceed by first addressing all the sections requiring RDE, obtaining the representation matrices of the corresponding MDB-spline bases, and then joining by RKI the resulting MD-spline spaces, starting from the one with the highest continuity up to the one with the least continuity.

7. Conclusions

We have presented an algorithm for the efficient evaluation of multi-degree B-splines, which, unlike previous approaches, is numerically stable. This has been emphasized via theoretical analysis of the involved operations, as well as by numerical experiments and comparisons with previous methods. From the point of view of numerical stability, the proposed method is at present the most effective tool for evaluating multi-degree splines. Furthermore, similar ideas could be employed in the more general context of piecewise Chebyshevian splines of variable dimensions, which have been the subject of recent studies [20, 24].

Acknowledgements

The authors gratefully acknowledge support from INdAM-GNCS Gruppo Nazionale per il Calcolo Scientifico.

References

- [1] de Boor, C.. A Practical Guide to Splines. New York: Springer-Verlag; 1978. doi:10.2307/2006241.
- [2] Schumaker, L.L.. Spline Functions: Basic Theory. Cambridge, UK: Cambridge University Press; third ed.; 2007. doi:10.1017/CBO9780511618994.
- [3] Cox, M.. The numerical evaluation of B-splines. J Inst Maths Applies 1972;10:134–149. doi:10.1093/imamat/10.2.134.
- [4] de Boor, C.. On calculating with B-splines. J Approx Theory 1972;6(1):50–62. doi:10.1016/0021-9045(72)90080-9.
- [5] Toshniwal, D., Speleers, H., Hiemstra, R.R., Hughes, T.J.. Multi-degree smooth polar splines: A framework for geometric modeling and isogeometric analysis. Comput Methods Appl Mech Engrg 2017;316:1005–1061. doi:10.1016/j.cma.2016.11.009.
- [6] Conti, C., Romani, L., Schenone, D.. Semi-automatic spline fitting of planar curvilinear profiles in digital images using the Hough transform. Pattern Recognition 2018;74:64–76. doi:https://doi.org/10.1016/j.patcog.2017.09.017.
- [7] Nürnberger, G., Schumaker, L.L., Sommer, M., Strauss, H.. Generalized Chebyshevian splines. SIAM J Math Anal 1984;15(4):790–804. doi:10.1137/0515061.
- [8] Sederberg, T.W., Zheng, J., Song, X.. Knot intervals and multi-degree splines. Comput Aided Geom Design 2003;20(7):455–468. doi:10.1016/S0167-8396(03)00096-7.
- [9] Liu, L., Casquero, H., Gomez, H., Zhang, Y.J.. Hybrid-degree weighted t-splines and their application in isogeometric analysis. Computers & Fluids 2016;141:42 – 53. doi:https://doi.org/10.1016/j.compfluid.2016.03.020. Advances in Fluid-Structure Interaction.
- [10] Thomas, D.C., Engvall, L., Schmidt, S.K., Tewa, K., Scott, M.A.. U-splines: Splines over unstructured meshes; 2018. Coreform report.
- [11] Shen, W., Wang, G.. A basis of multi-degree splines. Comput Aided Geom Design 2010;27(1):23–35. doi:10.1016/j.cagd.2009.08.005.
- [12] Shen, W., Wang, G.. Changeable degree spline basis functions. J Comput Appl Math 2010;234(8):2516–2529. doi:10.1016/j.cam.2010.03.015.
- [13] Shen, W., Wang, G., Yin, P.. Explicit representations of changeable degree spline basis functions. J Comput Appl Math 2013;238(1):39–50. doi:10.1016/j.cam.2012.08.017.
- [14] Beccari, C.V., Casciola, G.. A Cox-de Boor-type recurrence relation for C^1 multi-degree splines. Comput Aided Geom Design 2019;75:101784–101784. doi:https://doi.org/10.1016/j.cagd.2019.101784.
- [15] Li, X., Huang, Z.J., Liu, Z.. A geometric approach for multi-degree spline. Journal of Computer Science and Technology 2012;27(4):841–850. doi:10.1007/s11390-012-1268-2.
- [16] Buchwald, B., Mühlbach, G.. Construction of B-splines for generalized spline spaces generated from local ECT-systems. J Comput Appl Math 2003;159(2):249–267. doi:10.1016/S0377-0427(03)00533-8.
- [17] Beccari, C., Casciola, G., Morigi, S.. On multi-degree splines. Comput Aided Geom Design 2017;58:8–23. doi:10.1016/j.cagd.2017.10.003.
- [18] Antonelli, M., Beccari, C.V., Casciola, G.. A general framework for the construction of piecewise-polynomial local interpolants of minimum degree. Adv Comput Math 2014;40(4):945–976. doi:10.1007/s10444-013-9335-y.
- [19] Beccari, C.V., Casciola, G., Romani, L.. Construction and characterization of non-uniform local interpolating polynomial splines. J Comput Appl Math 2013;240:5–19. doi:10.1016/j.cam.2012.06.025.
- [20] Beccari, C.V., Casciola, G., Romani, L.. Computation and modeling in piecewise Chebyshevian spline spaces; 2017. ArXiv:1611.02068.
- [21] Mazure, M.L.. How to build all Chebyshevian spline spaces good for geometric design? Numer Math 2011;119(3):517–556. doi:10.1007/s00211-011-0390-3.
- [22] Toshniwal, D., Speleers, H., Hiemstra, R.R., Manni, C., Hughes, T.J.. Multi-degree B-splines: Algorithmic computation and properties. Comput Aided Geom Design 2020;76:101792–101792. doi:https://doi.org/10.1016/j.cagd.2019.101792.
- [23] Speleers, H.. Algorithm 999: Computation of multi-degree B-splines. ACM Transactions on Mathematical Software 2019;45(4):1–15. doi:10.1145/3321514.
- [24] Hiemstra, R.R., Hughes, T.J., Manni, C., Speleers, H., Toshniwal, D.. A Tchebycheffian extension of multi-degree B-splines: Algorithmic computation and properties. SIAM Journal on Numerical Analysis 2020;2(58):1138–1163. doi:https://doi.org/10.1137/19M1263583.
- [25] Beccari, C.V., Casciola, G.. Matrix representations for multi-degree B-splines. Journal of Computational and Applied Mathematics 2021;381:113007. doi:https://doi.org/10.1016/j.cam.2020.113007.
- [26] Butterfield, K.R.. The computation of all derivatives of a B-spline basis. J Inst Maths Applies 1976;17:15–25. doi:10.1093/imamat/17.1.15.
- [27] Higham, N.J.. Accuracy and Stability of Numerical Algorithms. Philadelphia, USA: SIAM Society for Industrial and Applied Mathematics; second ed.; 2002. doi:10.1137/1.9780898718027.

- [28] Carnicer, J.M., Mainar, E., Peña, J.M.. Greville abscissae for totally positive bases. *Comput Aided Geom Design* 2016;48:60–74. doi: [10.1016/j.cagd.2016.09.001](https://doi.org/10.1016/j.cagd.2016.09.001).
- [29] Shen, W., Yin, P., Tan, C.. Degree elevation of changeable degree spline. *Journal of Computational and Applied Mathematics* 2016;300:56 – 67. doi:<http://dx.doi.org/10.1016/j.cam.2015.11.030>.