



Configuration and performance of the ATLAS b -jet triggers in Run 2

ATLAS Collaboration*

CERN, 1211 Geneva 23, Switzerland

Received: 8 June 2021 / Accepted: 25 October 2021 / Published online: 9 December 2021
© CERN for the benefit of the ATLAS collaboration 2021

Abstract Several improvements to the ATLAS triggers used to identify jets containing b -hadrons (b -jets) were implemented for data-taking during Run 2 of the Large Hadron Collider from 2016 to 2018. These changes include reconfiguring the b -jet trigger software to improve primary-vertex finding and allow more stable running in conditions with high pile-up, and the implementation of the functionality needed to run sophisticated taggers used by the offline reconstruction in an online environment. These improvements yielded an order of magnitude better light-flavour jet rejection for the same b -jet identification efficiency compared to the performance in Run 1 (2011–2012). The efficiency to identify b -jets in the trigger, and the conditional efficiency for b -jets that satisfy offline b -tagging requirements to pass the trigger are also measured. Correction factors are derived to calibrate the b -tagging efficiency in simulation to match that observed in data. The associated systematic uncertainties are substantially smaller than in previous measurements. In addition, b -jet triggers were operated for the first time during heavy-ion data-taking, using dedicated triggers that were developed to identify semileptonic b -hadron decays by selecting events with geometrically overlapping muons and jets.

Contents

1	Introduction	1
2	ATLAS detector and trigger system	3
3	Datasets and simulated events	4
4	Trigger jets	5
4.1	L1 jet reconstruction	5
4.2	HLT jet reconstruction	5
4.2.1	Super-RoI approach for primary-vertex finding	5
4.2.2	RoIs for b -tagging jets	6
4.3	Global sequential jet calibration	7
5	Tracking and vertex finding	7
5.1	Primary-vertex finding	7

5.2	Tracking for secondary-vertex finding and b -tagging	7
5.3	Tracking performance in b -jet triggers	8
6	HLT b -jet identification	9
6.1	b -tagging algorithms	9
6.2	b -jet trigger performance	13
7	b -jet trigger evolution during Run 2	15
8	Calibrations	16
8.1	Event selection	18
8.2	Calibration based on likelihood-based matching	20
8.3	Results	21
9	Muon-jet triggers	23
9.1	Muon-jet triggers for heavy-ion collisions	24
9.2	Muon-jet triggers for proton–proton collisions	27
10	Summary	28
	References	29

1 Introduction

Techniques to identify jets containing b -hadrons (b -jets) are widely used in ATLAS [1], both in searches for new physics and in measurements of Standard Model processes, including properties of the Higgs boson. The ability to select events containing b -jets at the trigger level is crucial when studying or searching for processes containing b -jets, especially those that do not provide any other distinguishing characteristics that are easier to identify, such as high transverse momentum (p_T) light leptons (electrons or muons) or missing transverse momentum. In particular, for measurements of processes such as $HH \rightarrow b\bar{b}b\bar{b}$ [2,3], $H \rightarrow b\bar{b}$ produced via vector-boson fusion (VBF) [4,5], or all-hadronic $t\bar{t}H$ ($H \rightarrow b\bar{b}$) [6], or for searches for bottom squarks [7] or $b\phi$ ($\phi \rightarrow b\bar{b}$) [8], efficient b -jet triggers are crucial for the success of the analyses. In heavy-ion collisions, heavy-flavour jets are considered to be an important signature for understanding the flavour-dependence of radiative quark energy loss in the quark–gluon plasma [9].

Discriminating a b -jet from charm (c) and light-flavour ((u, d, s) -quark- or gluon-initiated) jets relies on exploiting

*e-mail: atlas.publications@cern.ch

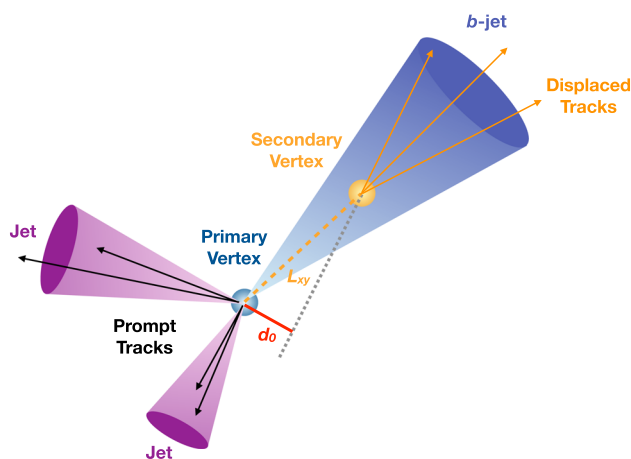


Fig. 1 A schematic diagram of an interaction producing two light-flavour jets and one b -jet, shown in the transverse plane. The lifetime of b -hadrons corresponds to a transverse decay length, L_{xy} (typically a few mm), and produces displaced tracks originating from a secondary vertex. The distance of closest approach of a displaced track to the primary vertex is defined as the transverse impact parameter, d_0 , and typically is large for tracks originating from the decay of b -hadrons. Conversely, jets initiated by light-flavour quarks or gluons will not exhibit these features and typically contain mostly prompt tracks originating from the primary vertex

the properties of b -hadrons, which have a relatively long lifetime, of the order of 1.5 ps. This leads to a displaced (secondary) vertex, typically a few millimetres from the hard-scatter interaction (primary) vertex. Tracks from the b -hadron decay typically have a large transverse impact parameter, d_0 , defined as the distance of closest approach to the primary vertex in the r - ϕ projection.¹ A large longitudinal impact parameter, z_0 , defined as the distance of closest approach along the z -axis, is also a characteristic property of b -jets. Both d_0 and z_0 are defined to have a positive sign if the track crosses the jet axis in front of the primary vertex with respect to the jet direction of flight, and negative otherwise. Additionally, b -hadrons can decay semileptonically (either promptly, or via the decay of a subsequent c -hadron decay), to electrons or muons, with a branching ratio of $\sim 20\%$ each, in which case they can be characterised by the presence of a relatively low p_T lepton that is geometrically matched to a jet. A schematic diagram of an interaction producing a b -jet plus two light-flavour jets is shown in Fig. 1 and illustrates some of the features that can be used to identify b -jets.

¹ ATLAS uses a right-handed coordinate system with its origin at the nominal interaction point (IP) in the centre of the detector and the z -axis along the beam pipe. The x -axis points from the IP to the centre of the LHC ring, and the y -axis points upward. Cylindrical coordinates (r, ϕ) are used in the transverse plane, ϕ being the azimuthal angle around the z -axis. The pseudorapidity is defined in terms of the polar angle θ as $\eta = -\ln \tan(\theta/2)$. Transverse momenta and energies are defined as $p_T = p \sin \theta$ and $E_T = E \sin \theta$, respectively. Angular distance is measured in units of $\Delta R = \sqrt{(\Delta\eta)^2 + (\Delta\phi)^2}$.

The identification of b -jets requires precise tracking information in order to accurately reconstruct secondary vertices and measure the impact parameters of tracks relative to the primary vertex. When b -tagging is performed offline, precision tracking information is available for the entire detector, but the CPU requirements of this approach are prohibitively large for the trigger where the average time per event for data retrieval and processing and data retrieval per event must not exceed 500 ms. Identifying b -jets in the trigger therefore poses particular challenges, so the software is designed to use the available resources in an optimal way in order to provide the best possible performance.

The b -jet trigger software can be broadly considered to consist of two steps:

1. Identifying the coordinates of the hard-scatter interaction point (primary-vertex finding).
2. Reconstructing secondary vertices and assessing the probability that a given jet originated from a b -hadron decay (b -tagging).

Jets passing the specified transverse energy (E_T) requirements are used as seeds to identify which regions of the detector should be further processed in the trigger. One b -jet trigger can make use of several different jet- E_T thresholds, by using all jets with $E_T > 30$ GeV for primary-vertex finding and variable E_T thresholds for jets to be evaluated for b -tagging. Jet reconstruction and identification in the trigger is described in Sect. 4.

Two different tracking configurations are used in b -jet triggers and are presented in Sect. 5: a ‘Fast Tracking’ algorithm for primary-vertex finding, and ‘Precision Tracking’ for b -tagging. Different track- p_T thresholds (e.g. hard tracks for vertexing, softer tracks for b -tagging) are also required.

Offline algorithms are used for primary-vertex finding [10] and b -tagging [11] in order to maximise the correlation between the trigger and the offline reconstruction, since this provides the best overall performance for physics analyses where both components are required. In particular, the use of the same b -tagging algorithms in both the offline and online environments significantly increases the overall efficiency for physics analyses that depend on b -jet triggers because the same events are more likely to be accepted both by the trigger and offline than if different taggers are used. The offline taggers are also the most sophisticated taggers developed by the ATLAS Collaboration and therefore provide the best available signal selection and background rejection. The b -tagging of jets is described in Sect. 6, where the performance of the b -jet triggers is also shown.

ATLAS successfully used b -jet triggers throughout the Run 1 data-taking campaign, and several improvements to the b -jet triggers were implemented during the long shutdown period (2013–2014) to further improve performance

for Run 2 (2015–2018) data-taking. The new b -jet triggers were commissioned during 2015, while the Run-1-style b -jet triggers (i.e. those that used the same software and b -tagging algorithms as were used in Run 1 but benefited from other upgrades to the ATLAS detector and trigger system) were the primary triggers for physics analyses using the data taken that year. The new triggers were deployed online as the primary triggers from 2016 onward and these form the focus of this paper. The evolution of the b -jet trigger menu (i.e. triggers that were run online) from 2016 to 2018 is described in Sect. 7.

The efficiency of the b -jet triggers is evaluated in simulation and measured in data using the same likelihood-based method [11] that is used to evaluate the performance of the offline flavour-tagging. This calibration of the b -jet triggers and their performance relative to offline flavour-tagging is described in Sect. 8.

Specially designed b -jet triggers were implemented for running during lead ion (Pb+Pb) collisions provided by the Large Hadron Collider (LHC) [12] in 2018, to preferentially select semileptonic decays of the b -hadrons, characterised by the presence of a low- p_T muon matched to a jet. This approach provided a mechanism to study b -jets in Pb+Pb collisions, where the high rates and high CPU cost of running tracking algorithms on all jets meant that it was unfeasible to run the standard b -jet triggers. The muon-jet triggers used during Pb+Pb data-taking are presented in Sect. 9.

2 ATLAS detector and trigger system

The ATLAS detector at the LHC covers nearly the entire solid angle around the collision point. It consists of an inner tracking detector surrounded by a thin superconducting solenoid, electromagnetic and hadronic calorimeters, and a muon spectrometer incorporating three large superconducting toroidal magnets.

The inner-detector system is immersed in a 2 T axial magnetic field and provides charged-particle tracking in the range $|\eta| < 2.5$. The high-granularity silicon pixel detector covers the vertex region and typically provides four measurements per track, the first hit normally being in the insertable B-layer installed before Run 2 [13, 14]. It is followed by the silicon microstrip tracker which usually provides eight measurements per track. These silicon detectors are complemented by the transition radiation tracker (TRT), which enables radially extended track reconstruction up to $|\eta| = 2.0$. The TRT also provides electron identification information based on the fraction of hits (typically 30 in total) above a higher energy-deposit threshold corresponding to transition radiation.

The calorimeter system covers the pseudorapidity range $|\eta| < 4.9$. Within the region $|\eta| < 3.2$, electromagnetic calorimetry is provided by barrel and endcap high-

granularity lead/liquid-argon (LAr) calorimeters, with an additional thin LAr presampler covering $|\eta| < 1.8$ to correct for energy loss in material upstream of the calorimeters. Hadronic calorimetry is provided by the steel/scintillator-tile calorimeter, segmented into three barrel structures within $|\eta| < 1.7$, and two copper/LAr hadronic endcap calorimeters. The solid angle coverage is completed with forward copper/LAr and tungsten/LAr calorimeter modules optimised for electromagnetic and hadronic measurements respectively.

The muon spectrometer comprises separate trigger and high-precision tracking chambers measuring the deflection of muons in a magnetic field generated by the superconducting air-core toroids. The field integral of the toroids ranges between 2.0 and 6.0 Tm across most of the detector. A set of precision chambers covers the region $|\eta| < 2.7$ with three layers of monitored drift tubes, complemented by cathode-strip chambers in the forward region, where the background is highest. The muon trigger system covers the range $|\eta| < 2.4$ with resistive-plate chambers in the barrel, and thin-gap chambers in the endcap regions.

The trigger and data acquisition system is responsible for selecting, processing, and storing interesting events for offline data analysis. Events are selected using a two-stage trigger system which is described in detail in Refs. [15, 16]. The first-level (L1) trigger system uses coarse-granularity signals from the calorimeters and the muon system with a 2.5 μ s fixed latency and accepts events from the 40 MHz bunch crossings at a rate below 100 kHz. Regions-of-interest (RoIs) from the L1 trigger are used to define 3D spatial regions of the detector. The L1 trigger decision is formed by the Central Trigger Processor (CTP), which is also responsible for applying preventative deadtime, limiting the time between accepted events to be within the detector read-out latency [17]. The peak inefficiency due to this deadtime was approximately 1% in Run 2. When an event is selected by the L1 trigger, data from the front-end electronics of all detector subsystems is read out. After some initial processing and formatting of the data, events are buffered in the ReadOut System (ROS) before being sent to the second stage of the trigger, the high-level trigger (HLT).

The HLT is a software-based trigger, making use of dedicated reconstruction algorithms to further refine the event selection decision process. Only the RoIs selected by the L1 trigger are processed in the HLT, in order to minimise algorithm execution times and computing costs. Events accepted by the HLT are transferred to local storage and exported to the Tier-0 facility at CERN to be fully reconstructed offline. An extensive software suite [18] is used in the reconstruction and analysis of real and simulated data, in detector operations, and in the trigger and data acquisition systems of the experiment.

3 Datasets and simulated events

The results presented here use data from proton–proton (pp) collisions with a centre-of-mass energy $\sqrt{s} = 13$ TeV, collected during Run 2 of the LHC, between 2016 and 2018.

The b -jet triggers were monitored during the on-going runs as an early-warning alert mechanism to spot problems and improve data quality. Monitored variables include the jet and track multiplicities, the primary- and secondary-vertex positions, the variables used as inputs to the b -tagging algorithms, and the output discriminants of the taggers. Histograms of these variables were compared with reference histograms, using an automated evaluation system and checked by shift-personnel in the ATLAS Control Room. A more in-depth evaluation of the data quality was performed offline, soon after the data were recorded, and used as the input to a per-luminosity-block² evaluation of the suitability of the data for use in physics analysis. Data quality monitoring in the ATLAS trigger system is described in Ref. [19].

Large discrepancies between data and simulation were observed in b -jet trigger efficiencies (compared with the offline b -tagging) at the start of the 2016 data-taking campaign. The cause of this was found to be that the performance of the algorithm used to determine the hard-scatter primary-vertex position depended on the nominal online beamspot position (the centre of the region where the two proton bunches cross in the detector). The nominal beamspot position is estimated online by averaging the primary-vertex position over many events [19]. The track reconstruction in the trigger uses the nominal online beamspot position while the online primary-vertex position is defined relative to the detector origin, ($x = 0, y = 0, z = 0$). A mismatch in the handling these two coordinate systems resulted in the online primary-vertex-finding algorithm failing to efficiently reconstruct the vertex position in cases where the mean z -position of the interaction region ($z_{\text{beamspot}}^{\text{online}}$) was far from the nominal $z = 0$ origin used elsewhere in ATLAS software. The problem was resolved during 2016 data-taking and a b -jet-trigger-aware good run list (GRL)³ is provided to reject events with $|z_{\text{beamspot}}^{\text{online}}| > 2$ mm in the affected data. Further information is available in Ref. [20]. The application of the b -jet-trigger-aware GRL reduces the integrated luminosity of the 2016 dataset from 32.9 to 24.6 fb⁻¹. A more stringent GRL is provided for use in precision measurements and tightens this requirement so as to reject events with $|z_{\text{beamspot}}^{\text{online}}| > 1$ mm, which reduces the integrated luminosity further to 20.6 fb⁻¹. In all years, luminosity blocks at the start of each run asso-

Table 1 The maximum instantaneous luminosity (\mathcal{L}), the peak pile-up ($\langle\mu\rangle$), the average $\langle\mu\rangle$, and integrated luminosity ($\int\mathcal{L}$) per year, after applying the b -jet-trigger-aware GRL for each year of pp collision data-taking

Year	Peak \mathcal{L} [cm ⁻² s ⁻¹]	Peak $\langle\mu\rangle$	Average $\langle\mu\rangle$	$\int\mathcal{L}$ [fb ⁻¹]
2016	1.4×10^{34}	45	25.1	24.6 ± 0.5
2017	2.1×10^{34}	80	37.8	43.7 ± 1.0
2018	2.1×10^{34}	60	36.1	57.7 ± 1.2

ciated with an out-of-date or invalid beamspot position are discarded. This additional requirement reduces the integrated luminosity of the 2017 and 2018 datasets by approximately 1.5% compared with the baseline ATLAS GRL.

The maximum instantaneous luminosity, and therefore the average number of pp interactions per bunch crossing under constant beam conditions, $\langle\mu\rangle$, commonly referred to as ‘pile-up’, increased by a factor of four during Run 2. This information, together with the integrated luminosity of the datasets after requiring stable beam conditions and the b -jet-trigger-aware GRL described above, is summarised for each year of Run 2 data-taking in Table 1. Uncertainties in the integrated luminosity are obtained using the methods discussed in Ref. [21] and the LUCID-2 detector [22] for the primary luminosity measurements.

Monte Carlo (MC) simulations of top-quark pairs ($t\bar{t}$) produced in pp collisions are used throughout this paper to provide a sample of simulated b -, c -, and light-flavour jets. The production of $t\bar{t}$ events was modelled using the POWHEG BOX v2 [23–26] generator at next-to-leading order with the NNPDF3.0nlo [27] parton distribution function (PDF) set and the h_{damp} parameter⁴ set to 1.5 m_{top} [28]. The events were interfaced to PYTHIA 8.230 [29] to model the parton shower, hadronisation, and underlying event, with parameter values set according to the A14 tune [30] and using the NNPDF2.3lo set of PDFs [31]. The decays of bottom and charm hadrons were performed by EVTGEN 1.6.0 [32]. The $t\bar{t}$ sample was normalised to a cross-section of 832 ± 51 pb, corresponding to the prediction at next-to-next-to-leading order in QCD including the resummation of next-to-next-to-leading logarithmic soft-gluon terms calculated using TOP++2.0 [33–39]. At least one top quark was required to decay into a final state with a lepton. Other MC processes used in the b -jet trigger efficiency measurement and calibration described in Sect. 8 are the same as those used in Ref. [11].

For certain studies (for example, the hybrid tuning described in Sect. 6.1), a sample of high- E_T simulated b -jets

² A luminosity block is defined as a period of time where the instantaneous luminosity and detector conditions can be assumed to be constant.

³ GRLs define the portion of the collected dataset which is suitable for use in analyses, based upon a set of data-quality requirements determined by each detector subsystem and the trigger.

⁴ The h_{damp} parameter is a resummation damping factor and one of the parameters that controls the matching of POWHEG matrix elements to the parton shower and thus effectively regulates the high- p_T radiation against which the $t\bar{t}$ system recoils.

was required. In these cases, simulated $Z' \rightarrow q\bar{q}$ events are used, where the Z' boson has a mass of 1 TeV and has equal branching fractions to light-, c -, and b -flavour quark–antiquark pairs. The samples were generated using PYTHIA 8.165 with the NNPDF2.31 \circ PDF set and the A14 set of tuned parameters.

The effect of multiple pp interactions per bunch crossing, as well as the effect on the detector response due to interactions from bunch crossings before or after the one containing the hard interaction, was modelled by overlaying the hard-scatter interactions with events from the PYTHIA 8.160 generator, using the NNPDF2.31 \circ PDF set and the A3 parameter tune [40]. Simulated events were then processed through the ATLAS detector simulation [41] based on GEANT4 [42].

Jets in simulations are assigned labels based on geometric matching to particle-level information in the MC event record. Jets with radius $R = 0.4$ that are matched to a weakly decaying b -hadron with $p_T \geq 5$ GeV within $\Delta R = 0.3$ of the jet axis are labelled as b -jets. If the b -jet labelling requirements are not satisfied then the procedure is repeated for charm hadrons and then τ -leptons. Any remaining jets are labelled as light-flavour.

The LHC also operates a heavy-ion physics programme, providing lead–lead (Pb+Pb), and proton–lead (p+Pb) collisions. Specially modified b -jet triggers, designed to select semileptonic b -hadron decays characterised by a muon geometrically matched to a jet, were operated during the 2018 Pb+Pb run where 1.7 nb^{-1} of data with a nucleon–nucleon centre-of-mass energy $\sqrt{s_{\text{NN}}} = 5.02$ TeV and a peak luminosity of $6.2 \times 10^{27} \text{ cm}^{-2}\text{s}^{-1}$ were collected.

4 Trigger jets

The b -tagging of jets online (i.e. at the trigger level) requires that jets must first have been reconstructed by the trigger and required to pass a given transverse energy threshold, initially at L1, and subsequently in the HLT [43]. In general, only calorimeter information is used to identify and measure the properties of jets at the trigger level and they are characterised by their E_T . This is in contrast to the offline environment [44], where information from the tracking detectors is available for all jets and they are described in terms of their transverse momentum.

4.1 L1 jet reconstruction

Jets are identified by the L1 calorimeter trigger [45,46] in an 8×8 trigger-tower cluster that includes a 2×2 local maximum that defines the RoI's coordinates. Trigger towers are formed independently for the electromagnetic and hadronic calorimeter layers with a finer granularity of approximately $\Delta\eta \times \Delta\phi = 0.1 \times 0.1$ in the central $|\eta| < 2.5$ part of

the detector and a coarser granularity for $|\eta| > 2.5$. The summed energy of deposits in both the electromagnetic and hadronic calorimeters is required to pass the minimum E_T requirements of a given trigger item. Jets can be identified at L1 out to $|\eta| = 4.9$, although usually only jets out to $|\eta| = 3.2$ are considered for b -jet trigger chains (and b -tagging is only run on jets out to $|\eta| = 2.5$). For the multi- b -jet triggers that have low E_T thresholds, jets are required to be within the acceptance of the tracking detectors (i.e. $|\eta| < 2.5$) in order to lower the rates at L1. Requirements are placed on the L1 jets to select events for further processing in the HLT, and also to seed HLT jet reconstruction. A new topological trigger (L1Topo) [15] that uses field-programmable gate arrays (FPGAs) was installed and commissioned in 2016. L1Topo provides the functionality to make selections based on geometric or kinematic matching between different L1 objects and refine the selection criteria used at L1.

4.2 HLT jet reconstruction

Jets are reconstructed in the HLT using the anti- k_t jet clustering algorithm [47,48]. Only jets with radius parameter $R = 0.4$ were considered for b -tagging during pp data-taking, although jets with radii of 0.2 or 0.3 were also used during the Pb+Pb data-taking in 2018. The calorimeter topoclusters [49] that are used as inputs to the HLT jet algorithm are reconstructed from the full set of calorimeter cell information and calibrated at the electromagnetic scale. The jets then are calibrated using a procedure similar to that used for offline jets [50], by subtracting contributions to the jet energy from pile-up and applying E_T - and η -dependent calibration factors derived from simulations.

Two sets of jets are used in the b -jet trigger. As a first step, all jets with $E_T > 30$ GeV are used to find the primary vertex of the event, as described in Sect. 4.2.1. In the second step, RoIs are constructed for jets passing the specific E_T threshold(s) of that trigger, as described in Sect. 4.2.2.

4.2.1 Super-RoI approach for primary-vertex finding

While the usual approach of sequentially processing individual RoIs is acceptable in ‘quiet’ events where only a few RoIs are selected, in events with significant activity, e.g. those with large jet multiplicities and/or higher pile-up, this approach can lead to the same regions of the detector being processed multiple times, as illustrated in Fig. 2a. In addition to the clear downside of wasting CPU resources, this approach has the added disadvantage of potentially biasing the primary-vertex finding (described in Sect. 5.1) by double-counting tracks in overlapping regions. An alternative approach is to consider an amalgamation of the individual RoI constituents, with each corresponding to a single jet, and removing any

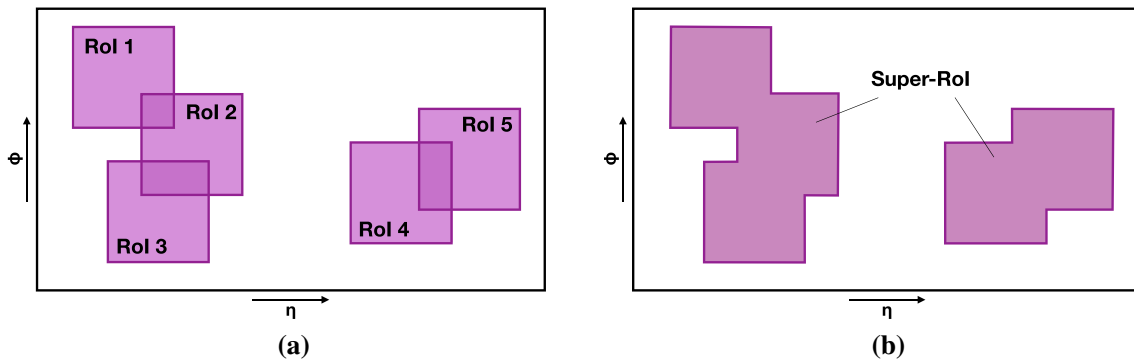


Fig. 2 A representation of the two different approaches to processing RoIs in the detector. In the standard approach (a), each RoI is treated separately, resulting in overlapping regions of the detector being processed multiple times. In the super-RoI approach (b) the different RoIs

are amalgamated into a single complex region of detector space, thus avoiding the problems associated with processing the same detector region multiple times

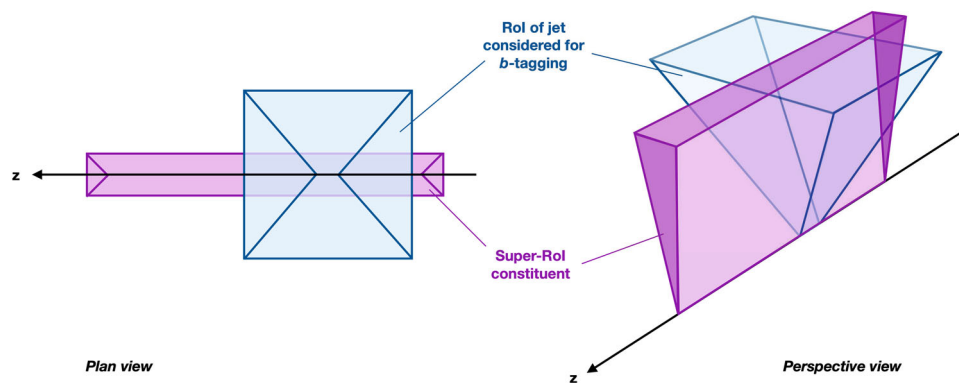


Fig. 3 A schematic illustration of one jet RoI that is a constituent of the super-RoI (used for the primary-vertex-finding stage of the b -jet trigger) and the RoI constructed around a given jet for which the b -tagging algorithms are evaluated, shown in plan view (x, z plane, left), and in perspective view (right). The beamline is along the z -axis. The first stage of the b -jet trigger constructs a super-RoI from an amalgamation

of RoIs that are narrow in η and ϕ (η - ϕ half-width of 0.2 in 2016, and reduced to 0.1 in 2017–2018) but cover the full range in z of the detector (± 225 mm around $z = 0$). The second stage of the b -jet trigger constructs RoIs that are wider in η and ϕ (0.4 half-width) but are constrained to have a half-width in z of 20 mm (10 mm) in 2016 (2017–2018)

overlapping regions so that these are only processed once (as illustrated in Fig. 2b). This ‘super-RoI’ functionality provides a means to perform primary-vertex finding (along the beamline) in a uniform way, regardless of the jet thresholds fulfilled.

This approach was used for primary-vertex finding in the b -jet triggers from 2016 onward, by consolidating all HLT jets with $E_T > 30$ GeV and $|\eta| < 2.5$ into a super-RoI. The individual jet RoI constituents which constitute the super-RoI were defined with spatial dimensions of 0.2 for the η and ϕ half-width (half of the full width) during 2016. In 2017 and 2018 these were reduced to 0.1 in both directions with negligible loss of b -jet trigger performance. No constraint in the z -direction is applied and the RoI covers the full range in z of the detector (± 225 mm around $z = 0$).

4.2.2 RoIs for b -tagging jets

The jets that will be considered for b -tagging are formed from RoIs with $|\eta| < 2.5$ and a half-width in the η and ϕ directions of 0.4 around the jet axis, with the apex centred on the primary-vertex position. A schematic diagram illustrating the RoI defined for a single jet (passing the relevant E_T requirements for each step) and used in the trigger is shown in Fig. 3. The width along the z -direction was conservatively constrained to be ± 20 mm either side of the primary vertex during 2016, and optimised to ± 10 mm in 2017 and 2018 with negligible loss of performance. This requirement dramatically reduces the volume that the tracking must be run on and makes the choice of an RoI η - ϕ half-width of 0.4 affordable in terms of the CPU processing time of the trigger software. This RoI η - ϕ half-width of 0.4 is comparable to the radius parameter of 0.4 used for anti- k_t jets in the

offline reconstruction and ensures that the jet is fully contained within the RoI volume. This provides better tagging performance, particularly for softer jets, than the η - ϕ half-width of 0.2 that was used for b -jet triggers in Run 1. Jets selected for b -tagging are also required to pass the specific E_T thresholds of that particular trigger. If these E_T requirements are not satisfied then the b -jet trigger algorithms are terminated and no further processing is performed.

4.3 Global sequential jet calibration

An improved jet energy calibration scheme, the global sequential jet calibration (GSC) [50,51] was introduced for 2017 data-taking in order to improve the jet energy resolution in the HLT. The GSC uses information about the longitudinal shower shapes of jets, and characteristics of associated tracks, to correct the energy scale of jets. The GSC profits from the availability of the primary vertex and precision tracking information already provided by the b -jet trigger (described in Sect. 5). Using the calibrated jet E_T measurement from the GSC, a tighter jet selection can subsequently be applied to the jets evaluated for b -tagging in the b -jet trigger, resulting in better efficiency turn-on curves. The GSC is also used to improve the trigger efficiency turn-on curves for inclusive jet triggers.

5 Tracking and vertex finding

Tracking must be run inside the RoI of HLT jets in order to find the primary and secondary vertices, and extract information about the jet properties, including the likelihood that they originate from a heavy-flavour hadron decay.

The HLT tracking was redesigned for Run 2 in order to fully benefit from the merging of the two stages of the high-level trigger that had been used in Run 1 [15,52,53]. Information about hits in the silicon detectors is extracted for each RoI and a custom fast-tracking stage is used which generates triplets of hits that are then used to seed track candidates. The track candidates are then extended into the rest of the silicon detector using the offline combinatorial track-finding tool [54]. A fast Kalman filter [55] is subsequently used to define track candidates. These steps comprise the ‘Fast Tracking’ algorithm that is used by the b -jet trigger for primary-vertex finding (described in Sect. 5.1). These tracks typically have a resolution of better than $\sim 100 \mu\text{m}$ for their z -position along the beamline.

Precision Tracking is also available in the HLT. The Fast Tracking algorithm is run as a first step, and tracks are subsequently passed to the offline ambiguity-solving algorithm [54] that (among other functions) removes duplicate tracks, and are extended into the TRT. This second stage greatly improves the resolution of the track parameters and removes

many fake track candidates produced by the Fast Tracking, which is optimised for efficiency rather than purity. In the b -jet trigger, the Precision Tracking is run on all jets that pass the minimum E_T thresholds to be further considered for b -tagging (discussed in Sect. 5.2).

5.1 Primary-vertex finding

Precisely determining the position of the primary vertex of the event is the crucial first step when evaluating the probability that a jet is a b -jet (the ‘ b -tagging weight’). Only by knowing the primary-vertex position, can secondary vertices then be reconstructed and evaluated to determine the final b -tagging weight.

The Fast Tracking algorithm is run for all regions of the detector encompassed by the super-RoI, described in Sect. 4.2.1, and the found tracks are used as inputs to the primary-vertex-finding algorithm. The same iterative primary-vertex-finding algorithm that is used offline [10] was used in the b -jet trigger from 2016 onward. The algorithm looks for combinations of tracks that have compatible z -positions and the primary vertex is chosen to be the one with the highest Σp_T^2 of associated tracks. This improves the precision with which the primary vertex is reconstructed by approximately 10% (in each direction) compared with an alternative histogram-based approach used during Run 1 and in 2015 [53]. For the histogramming approach, the z -coordinate positions of all tracks in an event, relative to the centre of the beamspot, were weighted by their p_T and used to populate a histogram with a 1 mm bin width. The centre of the most populated bin was taken to be the primary-vertex z coordinate with the online beamspot position then used to define the x and y coordinates. A comparison of the performance of the histogram-based and iterative primary-vertex-finding algorithms used in the trigger is shown in Fig. 4, which displays the differences between primary-vertex coordinates found online and offline in simulated $t\bar{t}$ events. The performance of primary-vertex-finding algorithms in the trigger is presented in detail in Ref. [53].

In Run 1 and 2015–2016, tracks with $p_T > 1 \text{ GeV}$ were considered for primary-vertex finding. In 2017 and 2018 this threshold was raised to 5 GeV, to reduce the CPU cost of primary-vertex finding (and its associated tracking) by a factor of five, with a negligible effect on the primary-vertex-finding efficiency or b -jet trigger efficiencies.

5.2 Tracking for secondary-vertex finding and b -tagging

For each trigger, jets are selected for further processing if they pass the lowest E_T threshold. Precision Tracking, consisting of the Fast Tracking plus ambiguity-solving steps, is run in the RoIs corresponding to these jets and all tracks with $p_T > 1 \text{ GeV}$ are kept. The tracks found at the primary-

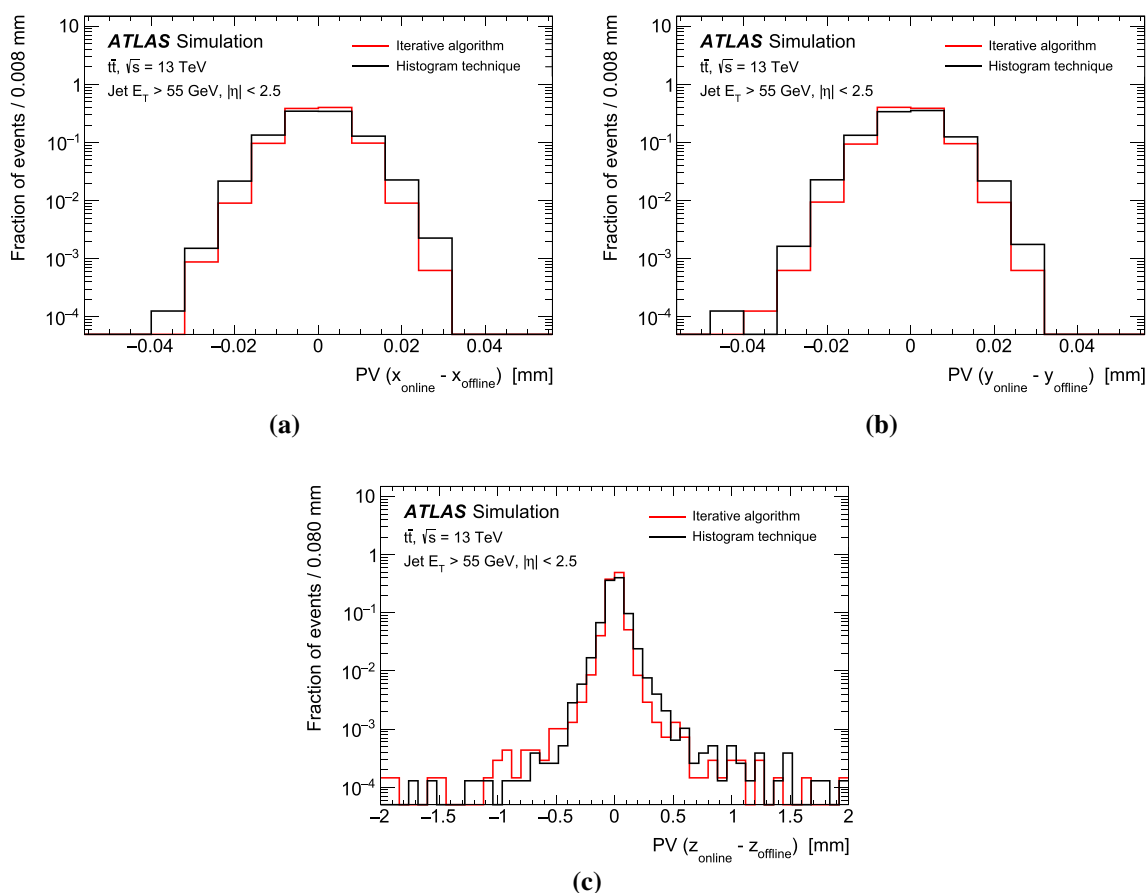


Fig. 4 Comparison of the difference between the online and offline primary-vertex positions in the **a** x , **b** y , and **c** z directions when using the histogramming approach and the iterative primary-vertex-finding algorithm in the b -jet trigger. Selected events must pass a trigger require-

ing a single jet with $E_T > 55$ GeV. Tracks from all jets in the event that satisfy the Super-RoI requirements described in Sect. 4.2.1 are considered as inputs to the primary-vertex-finding algorithms

vertex-finding stage cannot be reused as the Fast Tracking inputs to the ambiguity-solving step of the Precision Tracking for b -tagging, since different regions of the detector are considered for the two stages.

The tracks in the RoI are used together with information about the jet direction and the primary vertex as inputs to the b -tagging algorithms (described in Sect. 6).

5.3 Tracking performance in b -jet triggers

To evaluate the performance of the tracking used in b -jet triggers, offline tracks are selected and matched to online tracks using the procedure described in Ref. [53]. The efficiencies of the Fast and Precision Tracking algorithms used in the b -jet triggers relative to the offline tracking are shown as a function of both the offline track transverse momentum and pseudorapidity in Fig. 5. The d_0 and z_0 resolutions are shown in Fig. 6. Both figures show results for the Fast Tracking within the super-RoI discussed in Sect. 4.2.1 that is used to find the primary vertex, and also results for the Fast and

Precision Tracking that is used for secondary-vertex finding and b -tagging within the individual jets. Results are produced by using dedicated ‘ b -jet performance triggers’ that require jet E_T thresholds of 55 GeV or 150 GeV and run the full tracking and b -tagging software, but do not place any requirements on the b -tagging weight of the jet. These provide an unbiased estimate of the tracking efficiency. Both triggers were prescaled during the data-taking period (meaning that not every event that satisfied the trigger requirements was recorded for further processing). The 150 GeV threshold trigger was run with a lower prescale factor, and correspondingly improved statistical precision, compared with the 55 GeV trigger, particularly at high transverse momenta. The data used were collected during a single run in 2018. The average p_T of tracks in the RoI is correlated with the jet E_T threshold of the trigger. The 150 GeV jet trigger therefore has a higher proportion of high- p_T tracks compared with the trigger that requires a 55 GeV jet. These differences in the track p_T spectra mean that the track reconstruction efficiency at low track p_T appears slightly worse in the 55 GeV trigger

than in the 150 GeV trigger, as within a single bin, the former contains relatively more tracks at low p_T and the efficiency of some bins is therefore skewed by the steeply falling p_T distribution. Tracks selected by the lower E_T chain are therefore more sensitive to threshold effects when performing the matching to offline tracks, which also causes the integrated efficiency to be slightly lower. The d_0 and z_0 resolution distributions are largely insensitive to the jet E_T threshold of the trigger and so are only shown here for the data collected using the trigger with a 55 GeV threshold.

The Fast Tracking for the primary vertex is configured only to reconstruct tracks with p_T above 5 GeV, and so the efficiencies and resolutions are only evaluated for offline tracks that fulfil the same requirement. For the Fast and Precision Tracking used for the b -tagging, the efficiencies and resolutions are calculated relative to offline tracks with transverse momentum above 1 GeV. The requirement of $p_T > 5$ GeV applied during pattern recognition in the Fast Tracking used for primary-vertex reconstruction means that the track-finding efficiency is very sensitive to the track momentum resolution around the offline track p_T threshold of 5 GeV, and also slightly reduces the track reconstruction efficiency at higher p_T . Partly as a consequence of this track p_T threshold, the presence of inactive pixel modules has the potential to affect the reconstruction of a large fraction of tracks in the super-RoI constituent; the narrowness of the individual RoIs means that the width of the individual constituent RoIs in both η and ϕ may often span no more than a single module for the innermost pixel layers. The primary-vertex tracking at all transverse momenta is therefore very sensitive to inactive modules in these inner layers, and a reduction in the efficiency of up to a few percent is observed in some regions of ϕ . This results in a lower overall tracking efficiency when compared with either the Fast or Precision Tracking when executed in a wider region of interest. Since the purpose of the vertex tracking is only to identify the z -position of the primary vertex for the second-stage Precision Tracking, the reduced track reconstruction efficiency does not lead to any significant performance loss in the trigger.

The efficiency is generally better than 99% at higher p_T but is somewhat lower for Precision Tracking near the 1 GeV track p_T threshold. The Precision Tracking efficiency in this first bin between 1 GeV and 1.2 GeV drops to 84% due to a tight selection in the transverse momentum of the candidates used by the ambiguity solver, which is needed to reduce the execution time. For that reason, this efficiency point is not seen in Fig. 5. This reduced efficiency near the threshold is the primary reason for the slightly lower efficiency seen in the Precision Tracking as a function of track pseudorapidity.

The z_0 and d_0 resolutions improve at higher transverse momenta to approximately 70 μm and 20 μm respectively, taking the mean across the full pseudorapidity range, and with a z_0 resolution as low as 40 μm for tracks perpendicular to

the beamline. The deterioration of the tracking resolution at large $|\eta|$ as the tracks traverse more material at large angles can be seen clearly. An improvement of the z_0 resolution by a factor of two at low p_T and by nearly 100 μm in the endcap is observed for the Precision Tracking compared with the Fast Tracking. For d_0 the improvement is 10 μm at low p_T compared with the Fast Tracking, and is approximately 5 μm at large p_T and central pseudorapidities.

6 HLT b -jet identification

A schematic overview of the complete sequence of algorithms that form the b -jet trigger is shown in Fig. 7. The final stage of the b -jet trigger is to assess the probability that jets that passed the required E_T thresholds originated from a b -hadron decay. The output of the b -tagging algorithm is evaluated for each individual jet, and the requirements of the trigger are assessed. If these are satisfied, the event is kept, otherwise it is discarded.

6.1 b -tagging algorithms

The probability that a given jet originated from a b -hadron decay is assessed by using low-level algorithms to match tracks to jets, reconstruct secondary vertices, and identify tracks with large impact parameters relative to the primary vertex. The same ‘shrinking cone’ algorithm that is used offline [11] is employed for matching tracks to jets. The outputs of these low-level b -tagging algorithms are then used as inputs to multivariate algorithms that provide excellent discrimination between b -jets and light-flavour jets or c -jets.

Four low-level algorithms that exploit different features of b -hadron decays are used in ATLAS:

- IP2D: Uses the signed transverse impact parameter significance (defined as d_0/σ_{d_0} , where σ_{d_0} is the uncertainty on the reconstructed d_0) of tracks associated with a jet [56]. Reference histograms derived using MC simulations provide probability density functions that are used to calculate the probabilities that a given track originated from a b -jet, c -jet, or light-flavour jet. The ratios of the per-track probabilities for each jet-flavour hypothesis are calculated, and their logarithms summed for all tracks to provide a per-jet probability of the jet’s flavour origin. Three separate discriminants are defined, separating b -jets from light-flavour jets, c -jets from light-flavour jets, and b -jets from c -jets.
- IP3D: Uses a log-likelihood-ratio discriminant similar to those in IP2D, but uses both the transverse and longitudinal signed impact parameter significances to construct the track flavour origin probability density functions [56]. The longitudinal impact parameter significance is defined

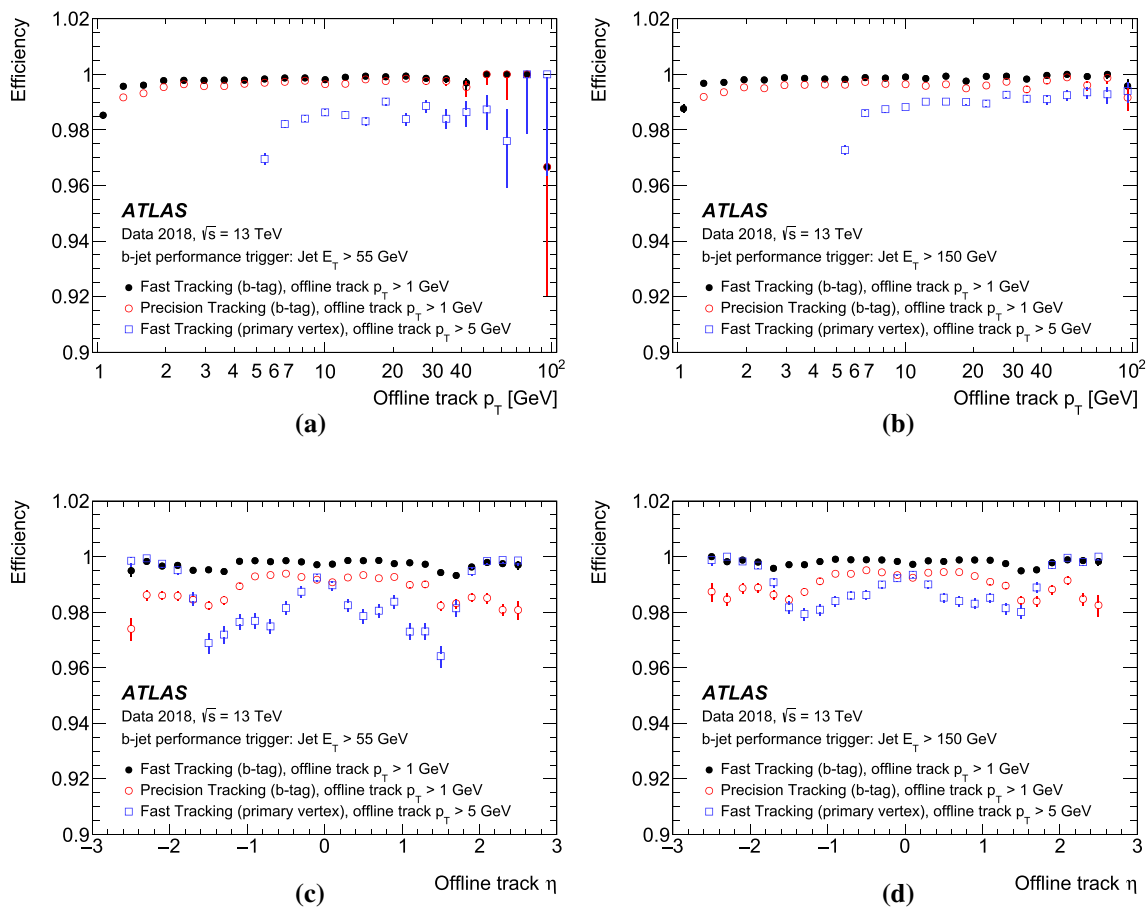


Fig. 5 Efficiency of the tracking algorithms used by the b -jet trigger, as a function of offline track p_T (top) and η (bottom), for data taken during 2018 using b -jet performance triggers with a jet E_T threshold of 55 GeV (left) and 150 GeV (right). The Precision Tracking efficiency

between 1 GeV and 1.2 GeV drops to 84% due to a tight selection in the transverse momentum of the candidates used by the ambiguity solver, which is needed to reduce the execution time. For that reason, this efficiency point is not seen in the first bin in (a) and (b)

as z_0/σ_{z_0} , where σ_{z_0} is the uncertainty on the reconstructed z_0 .

- SV1: Creates two-track secondary vertices for all combinations of tracks associated with the jet [57]. The secondary vertices are identified using a Kalman filter [58] that uses the Billoir method [59]. Tracks compatible with decays of long-lived particles (K_S^0 or Λ), photon conversions, or hadronic interactions with the detector are rejected. The algorithm iterates over all of the two-track vertices, trying to fit a single secondary vertex. At each iteration the fit is evaluated using a χ^2 test, and the track with the largest χ^2 is removed. The fit continues until the secondary vertex has an acceptable χ^2 , and the invariant mass of the track system associated with the vertex is less than 6 GeV. Discriminating variables are used as inputs to the higher-level taggers. When used as a stand-alone b -tagging algorithm, the secondary-vertex mass, the ratio of the sum of the transverse momenta (p_T) of tracks associated with the secondary vertex to the sum of the p_T of

- all tracks in the jet ($\Sigma(p_T^{SV \text{ tracks}})/\Sigma(p_T^{\text{All tracks}})$), and the number of two-track vertices are used to determine probability density functions for each jet flavour hypothesis. The probabilities are used as inputs to log-likelihood-ratio discriminants that separate b -jets from light-flavour jets, c -jets from light-flavour jets, and b -jets from c -jets.
- JetFitter: Exploits the topology of the b/c -hadron decay chain ($b \rightarrow c \rightarrow X$) inside jets and uses a Kalman filter to find a common line consistent with the primary, b -hadron decay, and c -hadron decay vertices [60]. The b -hadron flight path and vertex positions are approximated, and with this approach it is possible to resolve the b - and c -hadron decay vertices, even in cases where there is only a single track associated with them.

The final b -tagging discriminant used during Run 1 and 2015 was based on the output of the IP3D and SV1 taggers, which were combined into a final weight and referred to as ‘IP3D+SV1’. From 2016 onward it was possible to deploy

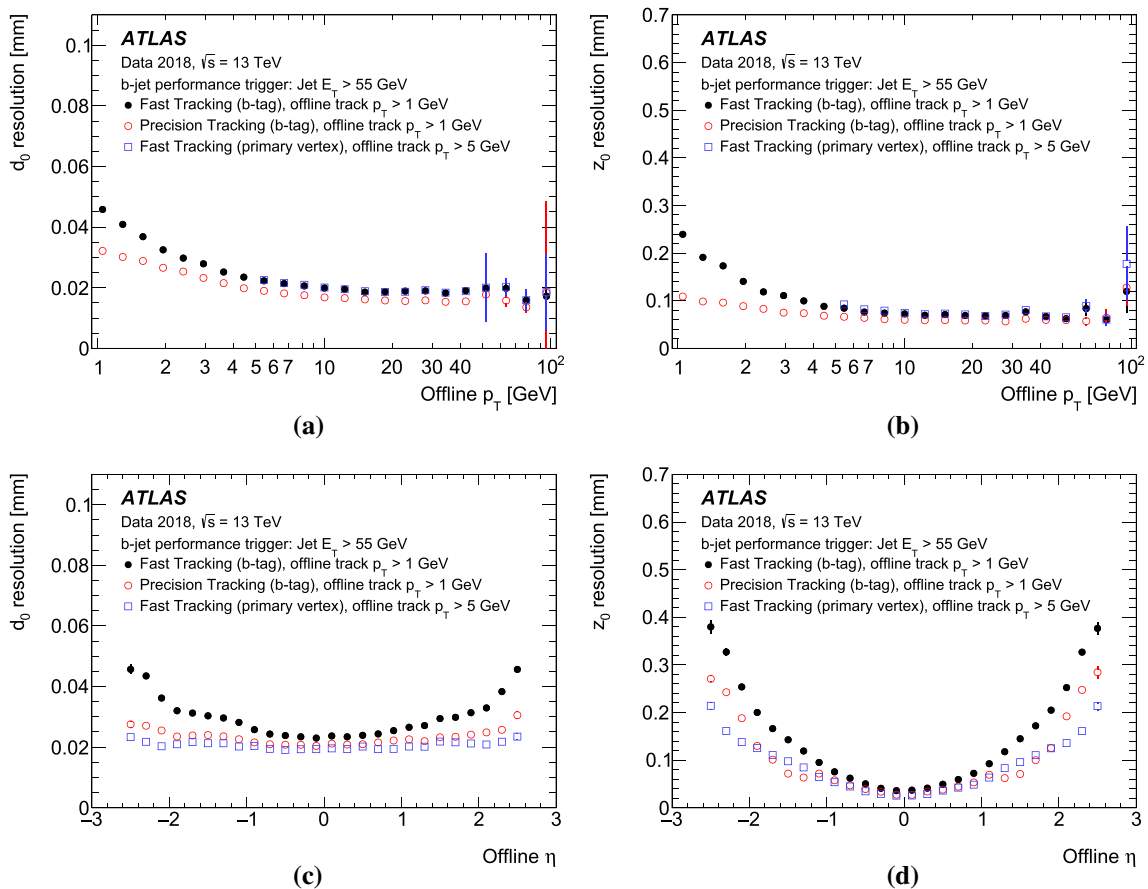


Fig. 6 The d_0 resolution (left) and z_0 resolution (right) of the tracking algorithms used by the b -jet trigger with respect to the offline measurement, as a function of offline track p_T (top) and η (bottom), for

data taken during 2018 using a b -jet performance trigger with a jet E_T threshold of 55 GeV. Similar performance is observed when the data are selected using triggers with a higher jet E_T threshold

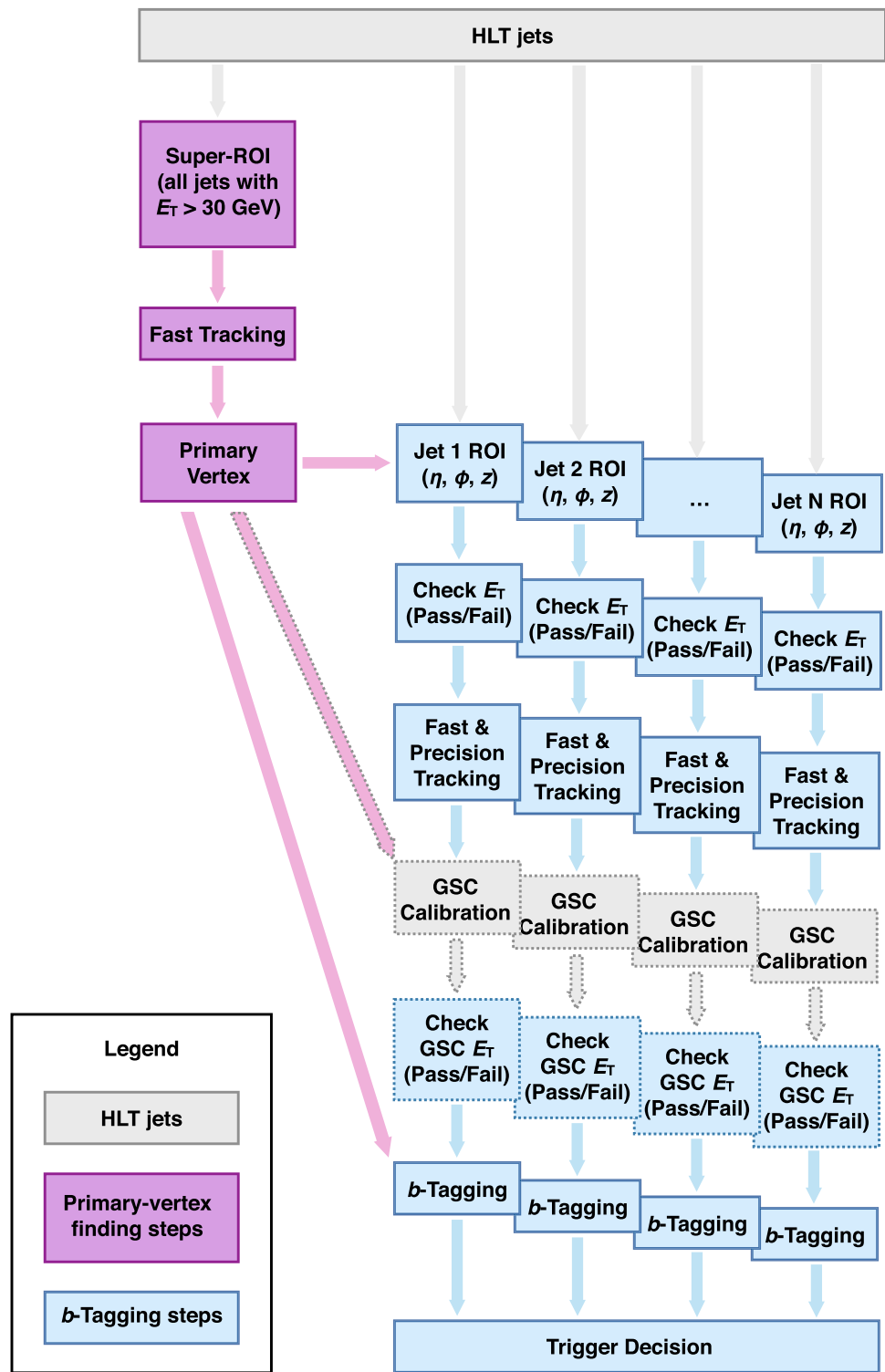
the MV2 b -tagging algorithm (described in detail in Ref. [11]) that was developed for offline flavour-tagging in ATLAS, in the online environment. MV2 combines the outputs of the low-level IP2D, IP3D, SV1 and JetFitter algorithms into a boosted decision tree (BDT).

The transverse and longitudinal track impact parameters and their corresponding significances are key inputs to all of the b -tagging algorithms described above and are shown in Fig. 8 for light-flavour jets and b -jets, when computed online and offline. Distributions of selected jet-level variables related to the IP3D, SV1 and JetFitter b -tagging algorithms are shown in Fig. 9. The distributions are shown for jets with $E_T > 55$ GeV and $|\eta| < 2.5$ in simulated $t\bar{t}$ events. Good separation between light-flavour jets and b -jets is observed. The differences in the distributions between HLT and offline quantities clearly motivate the necessity of reoptimising and retraining the multivariate algorithms for the online environment, and substantially improved performance is observed with dedicated reoptimisations.

The MV2 algorithms (and the low-level algorithms that form the inputs to MV2) were retrained for the online environment on simulated $t\bar{t}$ events and using HLT tracks and b -tagging information to provide a discriminant to assess whether an individual jet arises from the hadronisation of a bottom or charm quark, or light-flavour quark or gluon. Tunings were performed using the same procedures adopted for offline flavour-tagging in ATLAS [11], further harmonising the procedures used in the trigger with those used offline. In 2016 a version of this tagger was used that was trained to identify b -jets using a background sample composed of 80% light-flavour jets and 20% c -jets and is denoted ‘MV2c20’. In 2017 and 2018 the fraction of c -jets in the background sample was reduced to 10% to mirror the evolution of the offline b -tagging [61] and the algorithm is therefore denoted ‘MV2c10’.

Working points for the MV2 algorithms were designed that mirror the offline working points providing 60%, 70%, 77%, and 85% b -jet tagging efficiencies for b -jets in the simulated $t\bar{t}$ sample. In addition, working points providing selec-

Fig. 7 A schematic overview of the different components of the b -jet trigger sequence. HLT jets (grey boxes) are used as inputs to the primary-vertex finding (pink boxes) and b -tagging of jets that point towards the primary vertex (blue boxes). The GSC (dashed outline), as provided by the HLT jets (described in Sect. 4.3) can be applied as an optional step and in this case a second requirement is placed on the jet E_T , using the calibrated value



tion efficiencies of 40% and 50% for b -jets were included in order to provide triggers with lower jet E_T thresholds. Requiring that jets are b -tagged at the trigger level means that the jet E_T thresholds can be lowered significantly. For example, including the requirement that jets pass the MV2c10 tagger at a 40% (70%) working point allows the E_T threshold of single- b -jet triggers to be reduced to 225 (300) GeV,

from a threshold of 420 GeV when no b -tagging requirements are applied. Requiring more than one b -tagged jet in a trigger allows jet E_T thresholds to be lowered even further. Four-jet triggers required E_T thresholds of 115 GeV when no b -tagging requirements were applied, but these thresholds could be reduced to as low as 35 GeV when two of the

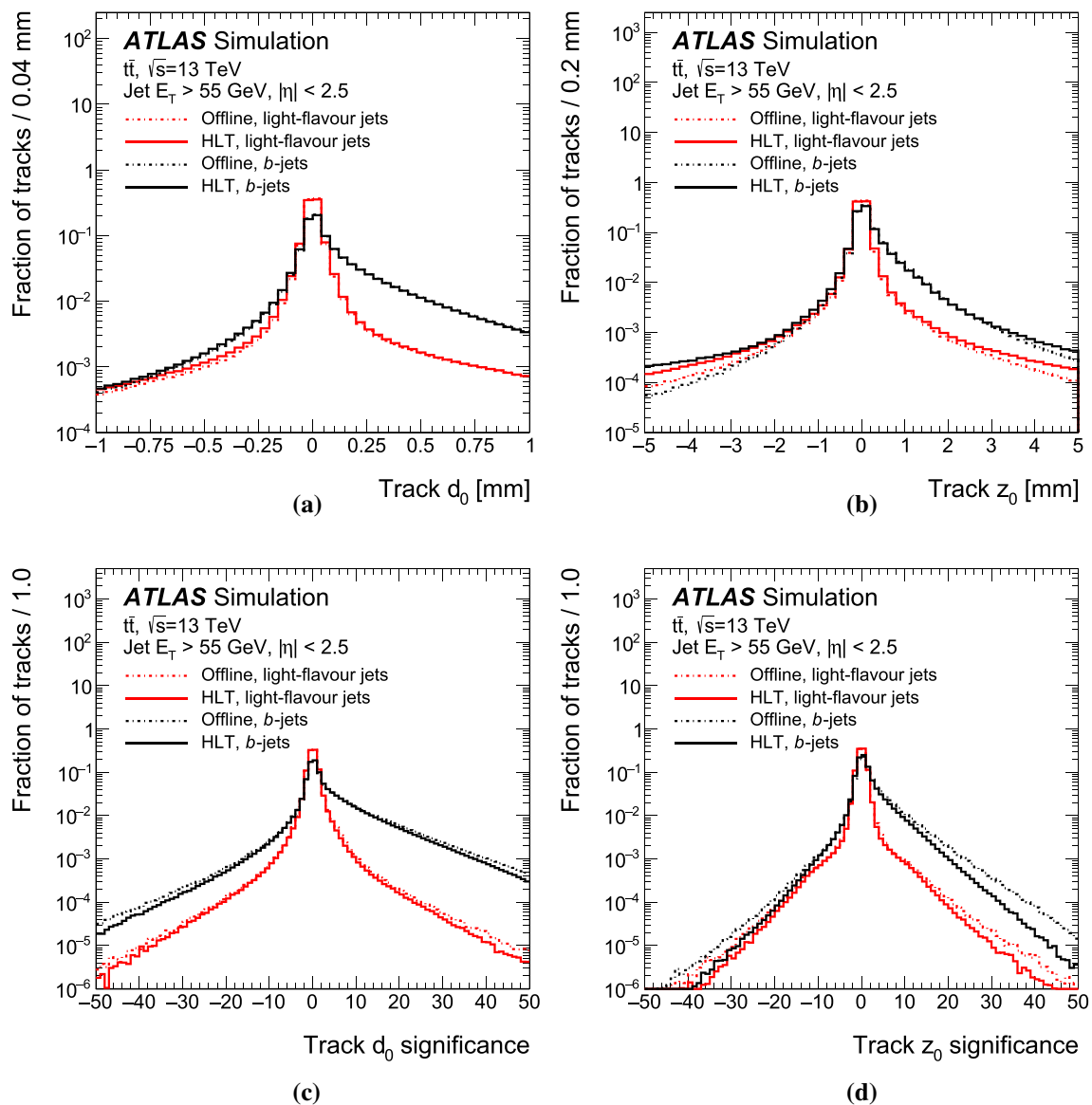


Fig. 8 The **a** transverse, and **b** longitudinal track impact parameters, and **c**, **d** their corresponding significances for b -jets and light-flavour jets. The distributions show both the online and offline versions of these quantities

jets are required to be b -tagged (details of these triggers are provided in Sect. 7).

The total processing time for the b -jet triggers is dominated by the jet-finding and tracking that are used as inputs to the b -tagging algorithms. The mean time to evaluate the b -tagging weight of a single jet is 16.2 ms (for $\mu \geq 52$), once the jet and tracks have been found. Optimising the software throughout Run 2 in order to reduce the CPU cost of the b -jet triggers meant that the rates rather than the CPU processing time were always the determining factor for the E_T threshold of triggers used for physics analysis.

MV2 was superseded in 2019 by the DL1r algorithm (described in Ref. [56]), which uses a deep feed-forward neural network to provide a multidimensional output cor-

responding to the probabilities for a jet to be a b -jet, c -jet, or light-flavour jet, and is now the default for offline physics analyses in ATLAS. This algorithm was not available in time to be used in the online environment, but provides the baseline against which the b -jet trigger performance is measured (as described in Sect. 8).

6.2 b -jet trigger performance

The performance of the b -jet triggers is quantified by the probability of tagging a b -jet (b -jet efficiency, ϵ_b) and by the rejection power against c -jets and light-flavour jets, where the rejection is defined as the inverse of their efficiency to pass the b -tagging requirements. Jets are categorised as b -jets,

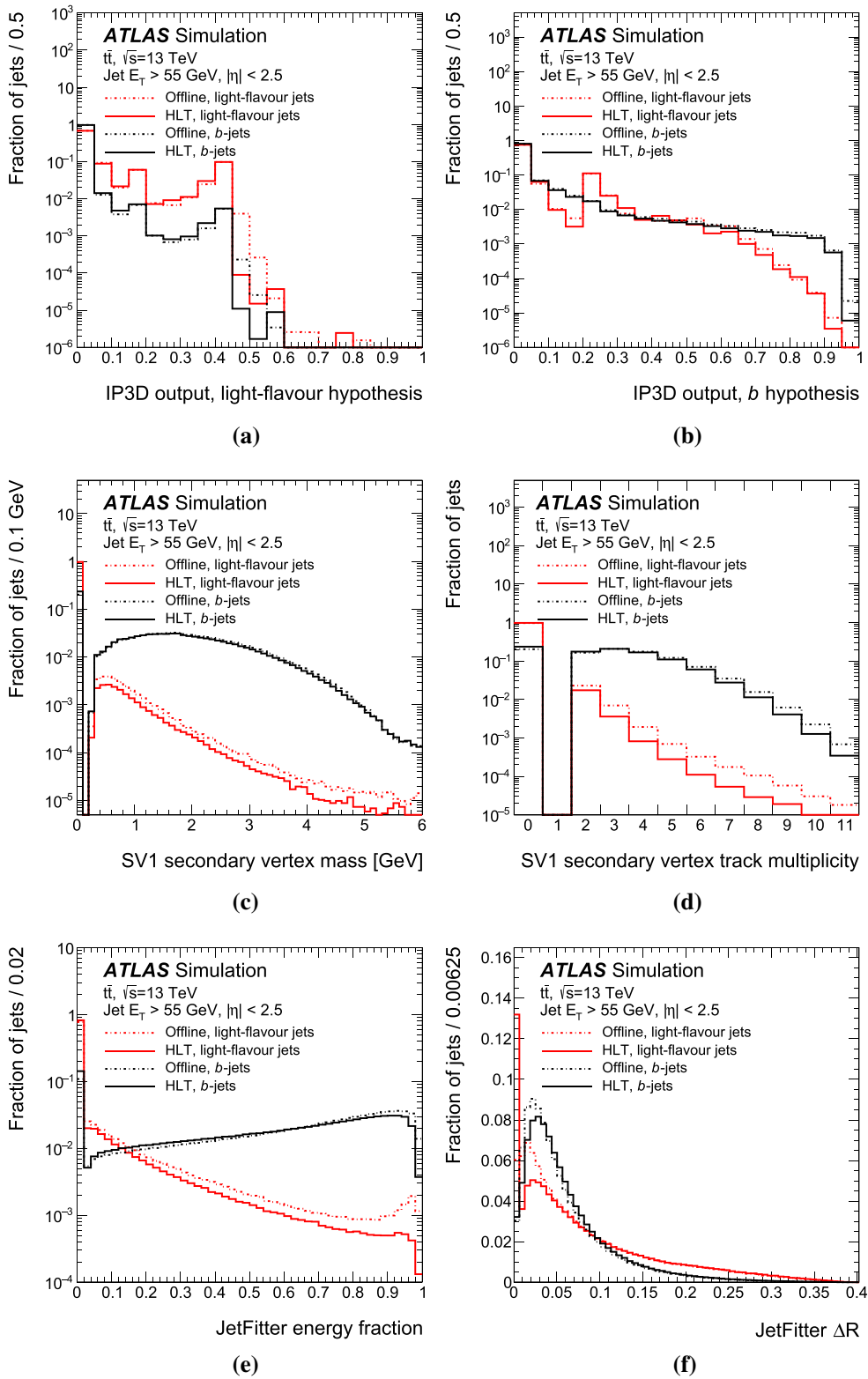


Fig. 9 Selected variables related to the IP3D (top row), SV1 (middle row), and JetFitter (bottom row) algorithms. The distributions are shown for both *b*-jets and light-flavour jets, and when computed using HLT and offline quantities. The distributions show the probability for a jet to originate from **a** a light-flavour quark and **b** a *b*-quark, as computed by the IP3D algorithm, **c** the mass of the jet associated with the

secondary vertex, **d** the number of tracks associated with the secondary vertex, **e** the fraction of the total jet energy carried by tracks associated with displaced vertices, and **f** the ΔR between the jet axis and the vector sum of the momenta of all tracks attached to displaced vertices. The SV1 (JetFitter) variables have a default value of zero in cases where no secondary (displaced) vertex was found

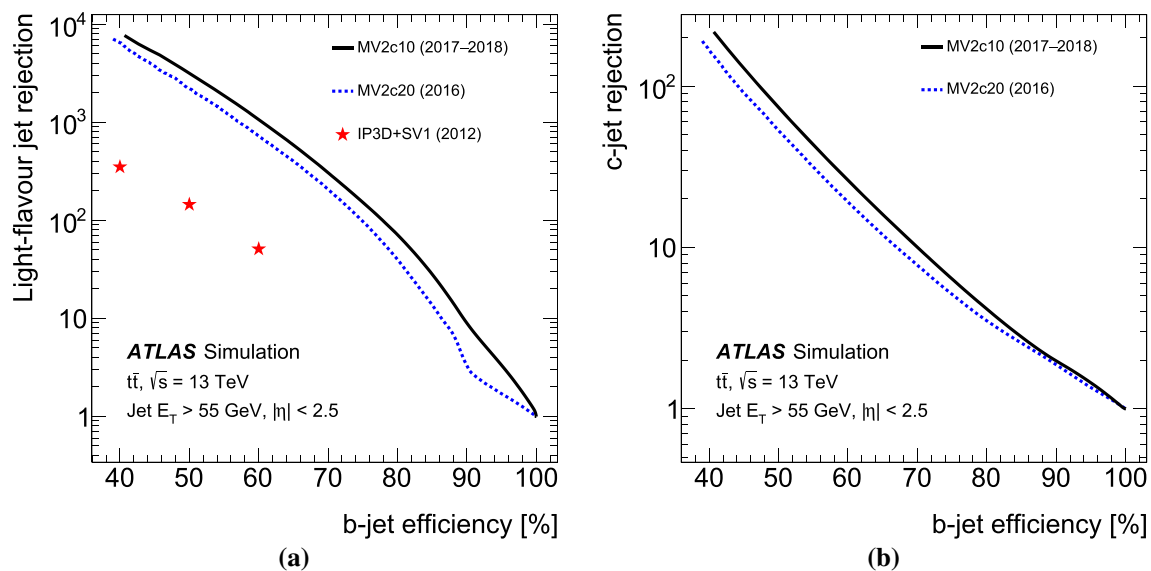


Fig. 10 The expected online performance in terms of **a** light-flavour jet and **b** c -jet rejection by the b -jet triggers for the MV2c10 tagger (used during data-taking in 2017 and 2018), and the MV2c20 tagger

(used during 2016). The performance of the b -jet trigger during Run 1 (stars) is also shown in terms of its light-flavour jet rejection

c -jets or light-flavour jets following the particle-level definitions described in Sect. 3. Figure 10 shows the expected performance of the b -jet trigger in terms of light-flavour jet and c -jet rejection of the MV2c20 tagger together with the performance of the IP3D+SV1 tagger that was used during Run 1. The tuning is performed on simulated $t\bar{t}$ events with $\sqrt{s} = 13$ TeV. Jets used are required to have $E_T > 55$ GeV and $|\eta| < 2.5$. An order of magnitude improvement in light-flavour jet rejection for the same b -jet selection efficiency was achieved in 2016 compared with 2012 (Run 1). This performance increase is attributed to the installation of the insertable B-layer for Run 2, in conjunction with all of the software and algorithmic improvements described in this work. An additional factor ~ 1.5 improvement in light-flavour jet rejection was attained in 2017 and 2018 by further optimising the use of the MV2 algorithm in the HLT. These improvements made it feasible to operate triggers with lower E_T thresholds and/or higher-efficiency working points than would have been affordable otherwise.

The baseline configuration of b -jet triggers in 2018 used the same tuning of MV2c10 that was deployed during the 2017 data-taking period. This was possible due to the general similarity between the running conditions in these two years. However, the b -jet trigger menu included several triggers that used a dedicated tuning of MV2c10 intended to improve the performance of the b -tagging algorithms at high- E_T (e.g. $E_T \gtrsim 250$ GeV) where it becomes harder to identify b -jets. Following the same approach as is used for offline b -tagging in ATLAS, the $t\bar{t}$ sample used for the baseline tuning was interleaved with a $Z' \rightarrow q\bar{q}$ sample, which has

a much larger proportion of jets at high E_T and therefore increases the attention of the BDT to these jets during training. The heavy vector boson (Z') is generated with a mass of 1 TeV with a flat p_T spectrum, and decays at equal rates into light-, c -, and b -flavour quark–antiquark pairs. This process, referred to as the ‘hybrid tuning’, provides the BDT with consistent exposure to both high- and low- E_T jets.

The performance of the baseline 2018 tuning (which uses only $t\bar{t}$ simulation in the training) and the hybrid tuning is compared in Fig. 11. Little difference is observed between the online 2018 baseline and hybrid approaches in a sample dominated by low- E_T jets ($t\bar{t}$). However, for the sample dominated by high- E_T jets ($Z' \rightarrow q\bar{q}$) the online hybrid tuning provides better rejection against light-flavour jets.

7 b -jet trigger evolution during Run 2

Several different types of b -jet triggers were operational throughout Run 2, where the E_T thresholds and b -tagging requirements evolved in response to the increasing instantaneous luminosity during this time. Different combinations of jet and b -jet multiplicities, with different E_T thresholds, with and without GSC calibrations (described in Sect. 4.3), and different b -tagging algorithms and working points were used to provide optimal coverage for the different analyses using b -jet triggers within the allocated trigger acceptance rate. The total rate for the full suite of b -jet triggers was up to 180 Hz at peak luminosity. Triggers that place requirements on the scalar sum of the E_T of hadronic objects in the event (H_T)

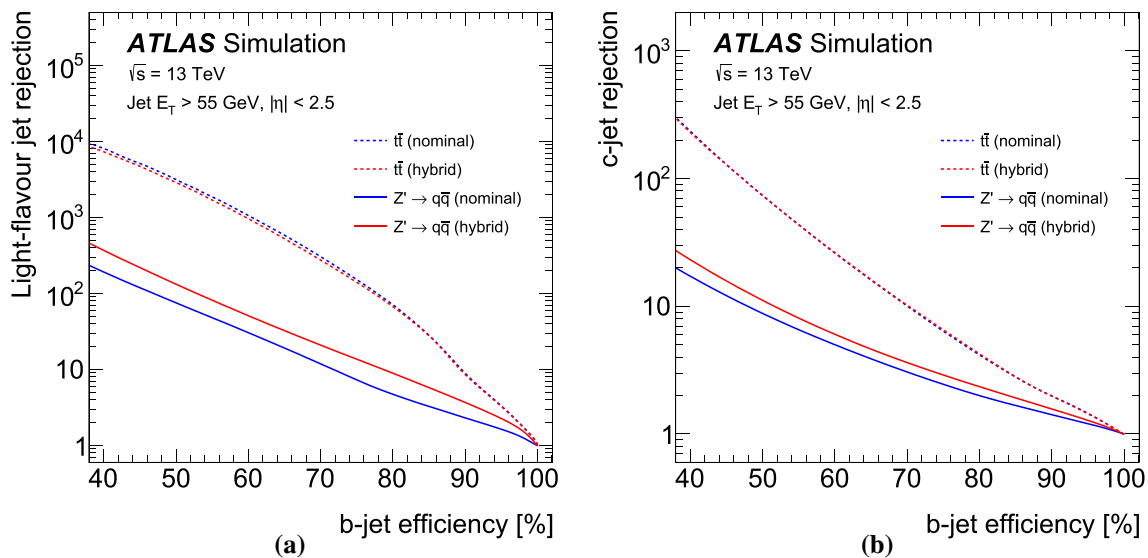


Fig. 11 The expected performance of b -tagging algorithms using the nominal and hybrid tunings, using simulated $t\bar{t}$ and $Z' \rightarrow q\bar{q}$ events. The **a** light-flavour jet and **b** c -jet rejection factors are shown as a function of b -jet selection efficiency

were also provided. This set of b -jet triggers was designed to provide optimal acceptance for processes targeted in current analyses, as well as to be general enough to provide good acceptance for yet-to-be-considered physics analyses.

The parameters defining the b -jet triggers – including the (b -)jet multiplicity, E_T , and η requirements, and the b -tagging algorithm and working point(s) – are summarised for single- b -jet triggers in Table 2, di- b -jet triggers in Table 3, jet+di- b -jet triggers with asymmetric E_T thresholds in Table 4, di- b -jet+di-jet triggers in Table 5, and di- b -jet+ H_T triggers in Table 6.

Triggers targeting specific physics processes involving b -jets were also provided. Triggers requiring a di- b -jet plus missing transverse momentum (E_T^{miss}) signature were designed to efficiently select pair-produced bottom squarks [7] and are detailed in Table 7. Higgs bosons produced via VBF and decaying into a pair of b -quarks were also able to be efficiently selected at trigger level through the use of dedicated triggers that require jets with a large invariant mass in the forward region of the detector. Additionally, some triggers required the presence of a photon in the event (where the photon may be radiated either from a charged weak boson or from one of the scattering initial-state quarks that subsequently showers into a jet) [4,5]. The photon requirements significantly reduce the contribution from large multijet backgrounds and allow lower E_T requirements at the trigger level to be placed on the b -jets produced by the Higgs boson decay. The VBF plus b -jet (plus photon) triggers are summarised in Table 8.

8 Calibrations

The trigger is a crucial step in the event selection of any physics analysis, so its performance must be understood and calibrated. This section describes the b -jet trigger efficiency measurements made using pp data collected between 2016 and 2018. In physics analyses, the b -jet trigger is always used in tandem with offline b -tagging, which is calibrated without placing any requirements on the b -jet trigger. A ‘conditional’ b -jet trigger efficiency is therefore calculated relative to the offline b -tagging efficiency and defined as the fraction of b -jets that are b -tagged offline and match an HLT jet, that also pass the b -tagging requirements in the HLT. This conditional b -jet trigger efficiency is measured in data and evaluated in simulated $t\bar{t}$ events. Simulation-to-data scale factors (hereinafter referred to simply as scale factors) are derived to correct for any deviation of the b -jet trigger performance in MC simulation from that observed in data. The scale factors are applied only to simulated events and are designed to be applied in addition to the offline b -tagging scale factors [11]. The b -jet trigger efficiency and scale factors are measured for all combinations of offline and online b -tagging working points and only a few representative points are included here.

Historically, two methods have been used to calibrate the b -jet triggers. A geometrical matching method similar to that described in Ref. [61] was used to provide preliminary calibrations for Run 2 data analysis but is now superseded by the likelihood-based method that is described here and has smaller associated uncertainties. The same likelihood-based method is also used to calibrate the offline reconstruction and identification of b -jets in ATLAS and is described fully in Ref. [11]. The results presented here closely fol-

Table 2 Details, by year, of the lowest-threshold unpre-scaled single- b -jet triggers. The minimum (b -)jet E_T , $|\eta|$, and b -tagging requirements are specified for each item. HLT b -jets are required to be within

$|\eta| < 2.5$. E_T thresholds denoted * indicate that the GSC was applied and the value quoted is the calibrated E_T threshold

Year	L1 jet	HLT b -jet
2016	$1 \times E_T > 100 \text{ GeV}, \eta < 3.2$	$1 \times E_T > 175 \text{ GeV}, \text{MV2c20}, \epsilon = 40\%$
2017–2018		$1 \times E_T > 225 \text{ GeV}^*, \text{MV2c10}, \epsilon = 40\%$
		$1 \times E_T > 275 \text{ GeV}^*, \text{MV2c10}, \epsilon = 60\%$
		$1 \times E_T > 300 \text{ GeV}^*, \text{MV2c10}, \epsilon = 70\%$
		$1 \times E_T > 360 \text{ GeV}^*, \text{MV2c10}, \epsilon = 77\%$

Table 3 Details, by year, of the lowest-threshold unpre-scaled di- b -jet triggers. The minimum (b -)jet E_T , $|\eta|$, and b -tagging requirements are specified for each item. HLT b -jets are required to be within $|\eta| < 2.5$.

E_T thresholds denoted * indicate that the GSC was applied and the value quoted is the calibrated E_T threshold

Year	L1 jet	HLT b -jets
2016	$1 \times E_T > 100 \text{ GeV}, \eta < 3.2$	$1 \times E_T > 150 \text{ GeV}, \text{MV2c20}, \epsilon = 60\%$
2017–2018		$1 \times E_T > 50 \text{ GeV}, \text{MV2c20}, \epsilon = 60\%$
		$1 \times E_T > 175 \text{ GeV}, \text{MV2c10}, \epsilon = 60\%$
		$1 \times E_T > 60 \text{ GeV}, \text{MV2c10}, \epsilon = 60\%$

Table 4 Details, by year, of the lowest-threshold unpre-scaled triggers requiring a high- p_T jet plus two b -jets signature, such as might arise from the process where a particle decaying into two b -jets is accompanied by a jet from initial- or final-state radiation. No b -tagging requirements are applied to this 'additional jet' in the event. The minimum

(b -)jet E_T , $|\eta|$, and b -tagging requirements are specified for each item. HLT b -jets are required to be within $|\eta| < 2.5$. E_T thresholds denoted * indicate that the GSC was applied and the value quoted is the calibrated E_T threshold

Year	L1	HLT	
		b -jets	Additional jet
2016	$1 \times E_T > 70 \text{ GeV}, \eta < 3.2$	$2 \times E_T > 55 \text{ GeV}, \text{MV2c20}, \epsilon = 60\%$	$1 \times E_T > 100 \text{ GeV}, \eta < 3.2$
	$2 \times E_T > 20 \text{ GeV}, \eta < 3.2$		
2017	$1 \times E_T > 85 \text{ GeV}, \eta < 3.2$	$2 \times E_T > 55 \text{ GeV}^*, \text{MV2c10}, \epsilon = 77\%$	$1 \times E_T > 150 \text{ GeV}^*, \eta < 3.2$
	$2 \times E_T > 30 \text{ GeV}, \eta < 3.2$		
2018		$2 \times E_T > 55 \text{ GeV}^*, \text{MV2c10}, \epsilon = 70\%$	$1 \times E_T > 150 \text{ GeV}^*, \eta < 3.2$

Table 5 Details, by year, of the lowest-threshold unpre-scaled triggers requiring two b -tagged jets plus an additional two jets with no b -tagging requirements. The minimum (b -)jet E_T , $|\eta|$, and b -tagging requirements are specified for each item. HLT b -jets are required to be within $|\eta| < 2.5$. Additional HLT jets are accepted up to $|\eta| < 3.2$

but in practice are mostly limited to be within $|\eta| < 2.5$ because of the L1 requirements. E_T thresholds denoted * indicate that the GSC was applied and the value quoted is the calibrated E_T threshold. The b -tagging requirements were tightened to use a 60% efficiency working point for part of the data-taking during 2016

Year	L1	HLT	
		b -jets	Additional jets
2016	$4 \times E_T > 15 \text{ GeV}, \eta < 2.5$	$2 \times E_T > 35 \text{ GeV}, \text{MV2c20}, \epsilon = 70\%$	$2 \times E_T > 35 \text{ GeV}, \eta < 3.2$
2017		$2 \times E_T > 35 \text{ GeV}^*, \text{MV2c10}, \epsilon = 40\%$	$2 \times E_T > 35 \text{ GeV}^*, \eta < 3.2$
		$2 \times E_T > 45 \text{ GeV}^*, \text{MV2c10}, \epsilon = 50\%$	$2 \times E_T > 45 \text{ GeV}^*, \eta < 3.2$
		$2 \times E_T > 55 \text{ GeV}^*, \text{MV2c10}, \epsilon = 60\%$	$2 \times E_T > 55 \text{ GeV}^*, \eta < 3.2$
2018		$2 \times E_T > 35 \text{ GeV}, \text{MV2c10}, \epsilon = 60\%$	$2 \times E_T > 35 \text{ GeV}, \eta < 3.2$
	$2 \times E_T > 45 \text{ GeV}^*, \text{MV2c10}, \epsilon = 50\%$	$2 \times E_T > 45 \text{ GeV}^*, \eta < 3.2$	
	$2 \times E_T > 55 \text{ GeV}^*, \text{MV2c10}, \epsilon = 60\%$	$2 \times E_T > 55 \text{ GeV}^*, \eta < 3.2$	

Table 6 Details, by year, of the lowest-threshold unprescaled triggers giving a two- b -jet plus H_T signature. The minimum (b -)jet E_T , $|\eta|$, and b -tagging requirements are specified for each item. HLT b -jets are required to be within $|\eta| < 2.5$. E_T thresholds denoted * indicate that

the GSC was applied and the value quoted is the calibrated E_T threshold. The H_T is calculated at L1 by summing the E_T of the leading five jets with $|\eta| < 2.1$, and at the HLT by summing the E_T of all jets with $E_T > 30$ GeV and $|\eta| < 3.2$

Year	L1	HLT	
		b -jets	H_T
2016	$4 \times E_T > 15$ GeV, $ \eta < 3.2$	$2 \times E_T > 55$ GeV, MV2c20, $\varepsilon = 60\%$	$H_T > 300$ GeV
2017	$H_T > 190$ GeV	$2 \times E_T > 55$ GeV*, MV2c10, $\varepsilon = 60\%$	
2018		$2 \times E_T > 55$ GeV*, MV2c10, $\varepsilon = 50\%$	

Table 7 Details, by year, of the lowest-threshold unprescaled triggers giving a b -jet plus missing transverse momentum (E_T^{miss}) signature. The minimum E_T^{miss} and (b -)jet E_T , $|\eta|$, and b -tagging requirements are specified for each item. HLT b -jets are required to be within $|\eta| < 2.5$

Year	L1		HLT	
	Jets	E_T^{miss}	b -jet	E_T^{miss}
2016	$2 \times E_T > 50$ GeV, $ \eta < 3.2$	$E_T^{\text{miss}} > 40$ GeV	$1 \times E_T > 80$ GeV, MV2c20, $\varepsilon = 60\%$	$E_T^{\text{miss}} > 60$ GeV
2017–2018			$1 \times E_T > 80$ GeV, MV2c20, $\varepsilon = 60\%$	

low the analysis selection and method used for the offline b -tagging calibration, and only the most important features of the likelihood-based calibration and its adaption to the online environment, together with the results, are described.

Scale factors to correct for any MC-simulation mismodelling of the rate for light-flavour jets and c -jets to be misidentified as b -jets are provided for offline b -tagging [63, 64]. Measuring the equivalent light-flavour and c -jet scale factors in the trigger is beyond the scope of this paper, but the impact of these scale factors is expected to be small in physics analyses that use b -jet triggers, where background processes are typically estimated using data-driven techniques and the signal processes, which are modelled using simulation, have a negligible fraction of non- b -jets.

8.1 Event selection

Top quarks are produced in abundance at the LHC and, since the branching fraction of the top quark decay into a W boson and a b -quark is nearly 100%, selecting events with pair-produced top quarks can provide a large data sample of b -jets that can be used to study the b -jet trigger efficiency. In order to reduce the contributions from multijet and W/Z +jets backgrounds, and maximise the purity of the selection, the offline selection requires events to have exactly one electron and one muon with opposite-sign charge and satisfying tight identification criteria. Furthermore, the electron and muon provide a signature that can be used to select events at the trigger level without using a b -jet trigger such that no bias is introduced from online b -tagging. These ‘single-lepton b -performance triggers’ (detailed in Table 9) were designed and run specifically in order to study the performance of the b -jet triggers,

and require the presence of an electron or muon, plus two additional jets. The b -jet trigger software is run on the jets and all associated b -tagging information is kept, but no selection is made on the online b -tagging weight of the jets. The triggers used for these measurements were run unprescaled, but in 2016 they were only run for part of the year and the integrated luminosity of that dataset is 13.1 fb^{-1} .

Events are required to pass the following selection:

- Pass one of the single-lepton b -performance triggers detailed in Table 9.
- Contain an offline muon with $p_T \geq 28$ GeV, $|\eta| < 2.4$, satisfying the ‘Tight’ identification and isolation requirements [66], and no jet with three or more associated tracks within ΔR of 0.4.
- Contain an offline electron with $E_T \geq 28$ GeV,⁵ $|\eta| < 2.47$ excluding $1.37 \leq |\eta| < 1.52$, satisfying the ‘Tight’ identification and isolation requirements [67].
- Leptons are required to have $|d_0|/\sigma_{d_0}$ less than 5 (3) for electrons (muons) and $|z_0 \sin \theta|$ less than 0.5 mm. These requirements ensure the selected leptons are prompt and associated with the primary vertex, defined as the collision vertex with the largest sum of p_T^2 of tracks, as described in Sect. 5.1.
- The triggered lepton must match an offline electron or muon candidate.

⁵ Scale factors to correct the electron identification and efficiencies in MC simulation to match those in data are provided only for electrons with offline $E_T > 30$ GeV. Less than 1% of selected electrons have offline E_T in the range $28 \text{ GeV} < E_T < 30 \text{ GeV}$ and excellent agreement between data and simulation is observed in this region, so any potential effect on the calibration by not applying scale factors for these electrons is negligible.

Table 8 Details, by year, of the lowest-threshold unprescaled triggers giving a VBF plus b -jet signature. Additionally, some triggers require the presence of a photon in the event, exploiting the unique phenomenology of the VBF process to help reject background processes and allow the use of lower jet E_T requirements at the trigger level. In these cases the photon is used to seed the trigger at L1, by requiring that the summed energy of deposits in the electromagnetic calorimeters (denoted ‘EM’) exceeds some minimum E_T and fulfils isolation requirements. The photon identification (ID) and isolation working points used are described in Ref. [62]. The minimum (b -)jet E_T , $|\eta|$, and b -tagging requirements are also specified for each item. HLT b -jets are required to be within $|\eta| < 2.5$. Some triggers additionally require that any pair of jets in the event satisfy a minimum requirement on their invariant mass (m_{jj}). E_T thresholds denoted * indicate that the GSC was applied and the value quoted is the calibrated E_T threshold

Year	HLT		Additional jet(s)	Photon
	L1	b -jet (s)		
2016–2017	$1 \times \text{EM} > 22 \text{ GeV}$	$1 \times E_T > 35 \text{ GeV}, \text{MV2c}20, \varepsilon = 77\%$	$3 \times E_T > 35 \text{ GeV},$ $ \eta < 4.9,$ $m_{jj} > 700 \text{ GeV}$	$1 \times E_T > 25 \text{ GeV},$ ‘Medium’ ID
	$1 \times \text{EM} > 22 \text{ GeV}$	$2 \times E_T > 35 \text{ GeV}, \text{MV2c}20, \varepsilon = 77\%$	$2 \times E_T > 35 \text{ GeV},$ $ \eta < 4.9$	$1 \times E_T > 25 \text{ GeV},$ ‘Medium’ ID
	$1 \times \text{EM} > 18 \text{ GeV}$ $m_{jj} > 300 \text{ GeV}$	$1 \times E_T > 35 \text{ GeV}^*, \text{MV2c}10, \varepsilon = 77\%$	$3 \times E_T > 35 \text{ GeV},$ $ \eta < 4.9,$ $m_{jj} > 500 \text{ GeV}$	$1 \times E_T > 20 \text{ GeV},$ ‘Tight’ ID, ‘Loose’ isolation
2017–2018	$1 \times E_T > 40 \text{ GeV}, \eta < 2.5$	$1 \times E_T > 80 \text{ GeV}^*, \text{MV2c}10, \varepsilon = 70\%$	$1 \times E_T > 45 \text{ GeV},$ $3.2 < \eta < 4.9$	-
	$1 \times E_T > 25 \text{ GeV}, \eta < 3.2$	$1 \times E_T > 60 \text{ GeV}^*, \text{MV2c}10, \varepsilon = 85\%$	$2 \times E_T > 45 \text{ GeV},$ $3.2 < \eta < 4.9$	-
	$1 \times E_T > 20 \text{ GeV}, 3.1 < \eta < 4.9$	$1 \times E_T > 55 \text{ GeV}^*, \text{MV2c}10, \varepsilon = 70\%$		
	$1 \times E_T > 25 \text{ GeV}, \eta < 2.3$			
	$2 \times E_T > 15 \text{ GeV}, 3.1 < \eta < 4.9$			

Table 9 Details of the triggers used to select a data sample to perform the calibrations. Electrons (muons) are required to be isolated and pass a ‘Tight’ [62] (‘Medium’ [65]) identification working point. Jet E_T thresholds denoted * indicate that the GSC was applied and the value

Year	Lepton		Jets
2016	Electron	$E_T > 26 \text{ GeV}$	$2 \times E_T > 35 \text{ GeV}$
	Muon	$p_T > 26 \text{ GeV}$	
2017	Electron	$E_T > 28 \text{ GeV}$	$1 \times E_T > 150 \text{ GeV}^* + 1 \times E_T > 35 \text{ GeV}^*$
	Muon	$p_T > 26 \text{ GeV}$	
2018	Electron	$E_T > 28 \text{ GeV}$	$1 \times E_T > 150 \text{ GeV}^* + 1 \times E_T > 35 \text{ GeV}$
	Muon	$p_T > 26 \text{ GeV}$	

quoted is the calibrated E_T threshold. All triggers were run unscaled, but in 2016 they were only run for part of the year and the integrated luminosity of that dataset is 13.1 fb^{-1}

- Have exactly two offline anti- k_t ($R = 0.4$) [47] particle flow (PFlow) jets [44] each satisfying the following requirements:
 - $p_T > 35 \text{ GeV}$ and $|\eta| < 2.5$.
 - Matched to an HLT jet, within $\Delta R(\text{online, offline}) < 0.2$.
 - Not within $\Delta R = 0.2$ of an electron.
 - Jets with less than three associated tracks must not be within $\Delta R = 0.4$ of a muon.
 - Jets with $p_T < 120 \text{ GeV}$ are required to pass the ‘Medium’ working point of the Jet Vertex Tagger (JVT) algorithm [68] that is used to reduce the number of jets with large energy fractions from pile-up collision vertices. The JVT efficiency for jets originating from the hard pp scattering is 92% in the simulation.
- Each lepton is paired with a jet, where the pairing is assigned by minimising $(m_{\ell_i, j1}^2 + m_{\ell_j, j2}^2)$, where j1 (j2) is the leading (sub-leading) jet, $\ell_{i,j}$ are the two leptons, and $m_{\ell, j1}$ ($m_{\ell, j2}$) is the invariant mass of the leading (sub-leading) jet and its associated lepton. Events where either $m_{\ell, j1}$ or $m_{\ell, j2}$ is more than 175 GeV are rejected.

After applying these requirements, approximately 90% of the selected events in simulation contain two real b -jets. Light-flavour and c -jet backgrounds are estimated using MC simulation and included in the likelihood fit, following the procedure described in Ref. [11]. Fake-lepton backgrounds are estimated from simulation and are negligible.

8.2 Calibration based on likelihood-based matching

Events passing the selection described in Sect. 8.1 are categorised according to the offline jet p_T and the output of the online and offline b -tagging identification algorithms. Simulated events are further categorised by the particle-level label of the jets (as described in Sect. 3). A maximum-likelihood

fit is then performed to extract the b -tagging efficiency from data, as a function of jet p_T .

As in the offline measurement [11], a general extended binned log-likelihood function approach is used for the extraction of the b -tagging efficiency and adapted to use only one signal region, i.e. where both jets pass b -tagging requirements. This likelihood function can be written as follows:

$$\log \mathcal{L}(\nu_{\text{tot}}, \hat{\Theta}) = -\nu_{\text{tot}} + \sum_i^N n_i \log \nu_i(\nu_{\text{tot}}, \hat{\Theta}),$$

where ν_{tot} is the total number of expected events, $\hat{\Theta} = (\Theta_1, \dots, \Theta_m)$ is the list of parameters to be estimated, including the parameters of interest and the nuisance parameters, and ν_i (n_i) is the expected (observed) number of events in bin i where N bins are considered in total.

Events are divided into five categories based on offline b -tagging working points. The first category does not apply any offline b -tagging requirements, while the remaining four are based on the offline b -tagging working points, corresponding to efficiencies of 85%, 77%, 70% and 60% for true b -jets. For each category, events are divided into bins of offline jet p_T in order to account for any p_T -dependence of the scale factors. The p_T binning used is [35–45, 45–60, 60–85, 85–110, 110–175, 175–600] GeV.

A simultaneous fit of several extended binned log-likelihood functions $(\log \mathcal{L}_k)_{p_{T,1}, p_{T,2}}$, each defined in a given bin k of two jet transverse momenta ($p_{T,1}$, $p_{T,2}$) is performed to extract the online b -tagging efficiency.

The results of this measurement are given in the form of per-jet scale factors of two different types: online-only scale factors and conditional scale factors. The online-only scale factors are stand-alone results that can be applied to measure the b -tagging efficiency at the trigger level. The conditional scale factors are intended to be combined with the existing offline b -tagging scale factors [11] in order to correct simulated events in physics analyses where both trigger and offline b -tagging are used.

The conditional efficiency, $\epsilon_b^{\text{Trig|Off}}$, is defined as the efficiency of a jet to be tagged as a b -jet by the online b -tagging algorithm if it has also passed the offline b -tagging. Here (and elsewhere), ‘off’ denotes the offline b -tagging, while ‘trig’ denotes the online b -tagging.

In order to evaluate this conditional efficiency, only events in which both jets are already tagged by the offline b -tagging are selected and the efficiency of the online b -tagging in these events is evaluated. The ratio of the conditional efficiency measured in data to that evaluated in MC simulation is the conditional scale factor defined as

$$SF_b^{\text{Trig|Off}} = \frac{\epsilon_b^{\text{Trig|Off,Data}}}{\epsilon_b^{\text{Trig|Off,MC}}}$$

The overall efficiency for a jet to pass both the trigger and offline b -tagging, $\epsilon_b^{\text{Trig}\wedge\text{Off}}$, is obtained for physics analysis by multiplying the conditional efficiency, $\epsilon_b^{\text{Trig|Off}}$, by the corresponding offline b -tagging efficiency, ϵ_b^{Off} (presented in Ref. [11]). As before, the scale factors are defined as the ratio of the efficiencies measured in data and evaluated in simulation.

Scale factors can also be derived in order to correct for b -jets that have failed either the online or offline b -tagging requirements (or both). The efficiencies of a given jet to satisfy a given combination of passing or failing the online and offline b -tagging can be computed for all regions using the online-only (ϵ_b^{Trig}), offline-only (ϵ_b^{Off}), and conditional ($\epsilon_b^{\text{Trig|Off}}$) efficiencies, and employing Bayes’ theorem. The efficiencies in each region can therefore be defined in the following way:

- (i) A jet that fails the trigger b -tagging requirements and passes the offline b -tagging requirements:

$$\epsilon_b^{\overline{\text{Trig}}\wedge\text{Off}} = \left(1 - \epsilon_b^{\text{Trig|Off}}\right) \epsilon_b^{\text{Off}}$$

- (ii) A jet that passes the trigger b -tagging requirements and fails the offline b -tagging requirements:

$$\epsilon_b^{\text{Trig}\wedge\overline{\text{Off}}} = \epsilon_b^{\text{Trig}} - \epsilon_b^{\text{Trig|Off}} \epsilon_b^{\text{Off}}$$

- (iii) A jet that fails the trigger b -tagging requirements and fails the offline b -tagging requirements:

$$\epsilon_b^{\overline{\text{Trig}}\wedge\overline{\text{Off}}} = 1 - \epsilon_b^{\text{Off}} - \epsilon_b^{\text{Trig}} + \epsilon_b^{\text{Trig|Off}} \epsilon_b^{\text{Off}}$$

In all cases the scale factors are subsequently defined as the ratio of the efficiencies measured in data and evaluated in simulation.

8.3 Results

The conditional b -tagging efficiencies and the corresponding scale factors as a function of offline jet p_T are shown in Figs. 12, 13, and 14 for 2016, 2017, and 2018, respectively. Efficiencies and scale factors are derived for all combinations of the MV2 algorithm working points used online (40%, 50%, 60%, 70%, 77%, 85%) and the DL1r algorithm used offline (60%, 70%, 77%, 85%). The b -tagging conditional efficiency measurements were carried out separately for each year and consistent results were observed over time. The results are shown for two representative combinations (60% and 85% efficiency working points for both the online and offline b -tagging algorithms), for triggers used in 2016 (Fig. 12), 2017 (Fig. 13), and 2018 (Fig. 14). Similar behaviour is observed for all combinations of online and offline working points.

The conditional efficiency obtained using the equivalent online and offline working points ranges from approximately 85% in the lowest p_T bins (33–45 GeV) to approximately 98% for higher- p_T jets. The conditional efficiency measured in data falls to $\sim 80\%$ for jets with $p_T > 200$ GeV that were recorded in 2016 data and are required to pass the 60% efficiency working point both online and offline, as shown in Fig. 12a. It is noted that the efficiency measured in this region in data is lower than the MC prediction. Similar effects are observed for other combinations of working points in 2016 data, with the efficiencies being lowest for the tightest combinations of working points and recovered for the loosest combinations of working points, for example when the 85% efficiency working point is used both online and offline in Fig. 12c. The scale factors have values consistent with unity in most other regions of jet p_T and in data taken in other years, illustrating the generally good modelling of the online b -tagging performance, although differences in the scale factors of up to $\sim 10\%$ are observed in some bins.

Uncertainties in the measurements are calculated following the same procedures as described in Ref. [11] and any additional sources of uncertainty specific to the trigger were found to be negligible. The total uncertainty in the measurement ranges from $< 1\%$ to about 5% across the full jet p_T range. Modelling uncertainties are present in both the numerator and the denominator of the conditional efficiency and so tend to cancel out, leaving the statistical uncertainty to dominate the measurement. Due to this cancellation effect, uncertainties in the offline efficiency scale factors tend to dominate over the uncertainties in the online conditional efficiency scale factors in physics analysis. Furthermore, uncertainties on the offline efficiency scale factors tend to be dominated by uncertainties on the light-flavour jet backgrounds, which have a smaller impact on the conditional efficiency scale factors where the tighter requirements on the denominator mean that the contamination from light-flavour jets is corre-

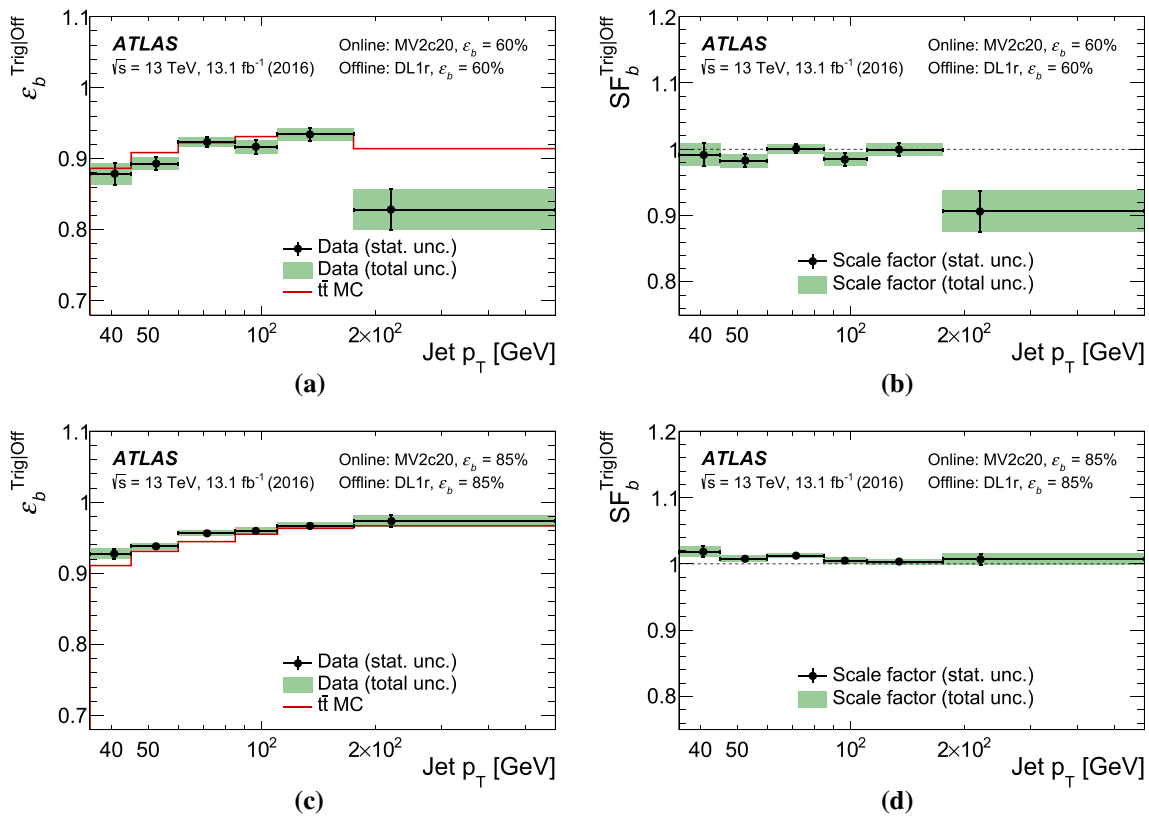


Fig. 12 The conditional b -tagging efficiency, $\epsilon_b^{\text{Trig/Off}}$, (a, c) and corresponding scale factor, $SF_b^{\text{Trig/Off}}$, (b, d) for the online MV2c20 algorithm for the 60% efficiency working point (a, b) and the 85% efficiency working point (c, d) as measured in 2016 data. Offline jets are required

spendingly smaller. Since the online conditional efficiency measurements use a subset of the dataset used for the offline efficiency measurements, and the same systematic variations are considered for both, uncertainties in the two sets of scale factors are correlated. Few data events satisfy all of the selection criteria described in Sect. 8.1 at very high jet p_T , and the statistical uncertainties associated with the results are largest in this region.

For the online-only efficiencies with the tightest working points, the scale of the systematic uncertainty approaches that of the statistical uncertainty. In these cases the total uncertainty on the efficiency measurements reaches 10% in some bins, while the total uncertainty on the scale factors can be up to 20% in some bins. The total uncertainties on the efficiencies and scale factors for looser working points are typically less than 5%. The largest source of systematic uncertainty comes from the modelling of top-quark events, in particular the impact of using a different parton shower and hadronisation model for simulated $t\bar{t}$ events. This uncertainty was evaluated by comparing the nominal $t\bar{t}$ sample with another event sample configured with the same setup to produce the matrix elements, but interfaced with HERWIG

to pass the same efficiency working points as the online jets, but using the DL1r b -tagging algorithm. Vertical error bars include data statistical uncertainties only, whereas the full band corresponds to the sum in quadrature of all uncertainties

7.04 [69, 70], using the H7UE set of tuned parameters [70] and the MMHT2014LO PDF set [71]. All other systematic uncertainties have a very small impact.

A method for reducing the total number of uncertainties while preserving the bin-by-bin correlations is provided for use in physics analyses by performing an eigenvector decomposition. Versions of the scale factors that have been smoothed in jet p_T are also provided in order to prevent distortions in the variables of interest induced by the application of the scale factors. Both the eigenvector decomposition and the smoothing procedure are applied using the method described in Ref. [61].

Conditional efficiencies and scale factors are also provided for jets b -tagged offline with the MV2c10 algorithm, using the same method, but not presented in this work as the MV2c10 algorithm is now superseded by DL1r. As expected, the conditional efficiencies are up to a few percent higher and the uncertainties are slightly reduced for the tightest combinations of working points when MV2c10 rather than DL1r is used offline, due to increased correlation between the online and offline b -tagging algorithms. Any decrease in the degree of correlation between the taggers when moving

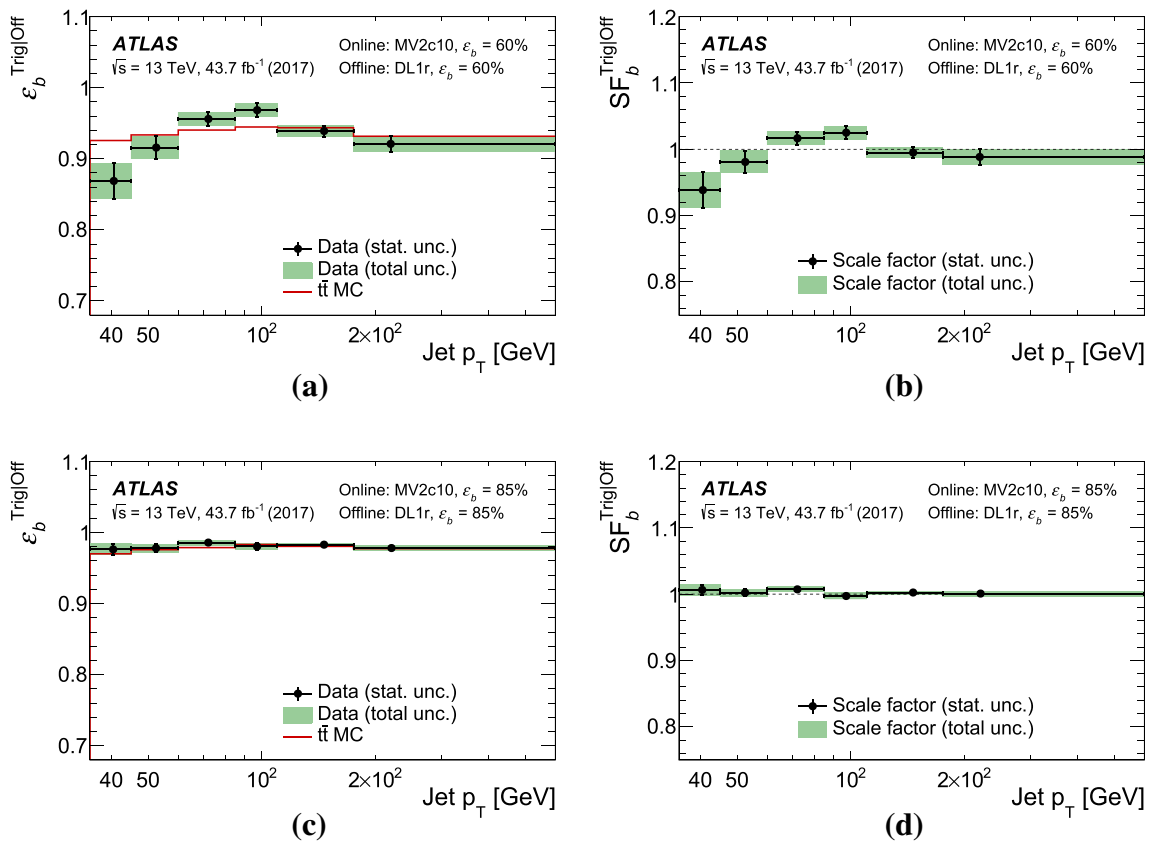


Fig. 13 The conditional b -tagging efficiency, $\epsilon_b^{\text{Trig/Off}}$, (a, c) and corresponding scale factor, $SF_b^{\text{Trig/Off}}$, (b, d) for the online MV2c10 algorithm for the 60% efficiency working point (a, b) and the 85% efficiency working point (c, d) as measured in 2017 data. Offline jets are required

to pass the same efficiency working points as the online jets, but using the DL1r b -tagging algorithm. Vertical error bars include data statistical uncertainties only, whereas the full band corresponds to the sum in quadrature of all uncertainties

from MV2c10 to DL1r for offline b -tagging is more than compensated for in analyses by the improved performance that DL1r offers.

The b -jet trigger conditional efficiency as a function of pile-up is shown for data and simulated $t\bar{t}$ events in Fig. 15. Offline jets are required to pass the 70% efficiency working point of the DL1r algorithm. Only the statistical uncertainties (which dominate the measurement) are included. The MV2 and DL1r b -tagging algorithms are tuned to provide constant efficiency under conditions of increasing pile-up. Consequently, the conditional efficiencies typically fall by less than 5% over the full range of pile-up conditions for all combinations of online and offline working points, although drops of up to 10% are observed in events with the least pile-up in 2016 data.

9 Muon-jet triggers

Approximately 20% of b -jets contain a muon from the decay chain of the b -hadron. These muons are typically soft and

produced at small angles relative to the axis of the jet (typically within $\Delta R = 0.5$). The low p_T of these leptons plus the additional hadronic activity around them mean that they cannot be triggered on using the standard ATLAS lepton triggers [15] which include isolation requirements for all but the highest- E_T items, in order to reject fake-lepton backgrounds. Dedicated triggers are therefore designed to select low- p_T muons that are geometrically matched to a jet – a ‘muon-jet’. Requiring the presence of a muon-jet in the event increases the rejection power against light-flavour jet backgrounds and allows these semileptonic b -jet triggers to reach lower in jet E_T than the standard b -jet triggers.

Muon-jet triggers are used to provide a sample of b -jet-enriched data used to calibrate the b -tagging algorithms used offline, and also have potential to enhance the acceptance efficiency for processes containing a large number of b -jets and/or ones with low p_T (described in Sect. 9.2). They also provide the only way to select events containing b -jets during lead-ion collision runs, where events typically have a large number of jets and high track multiplicity, and running the

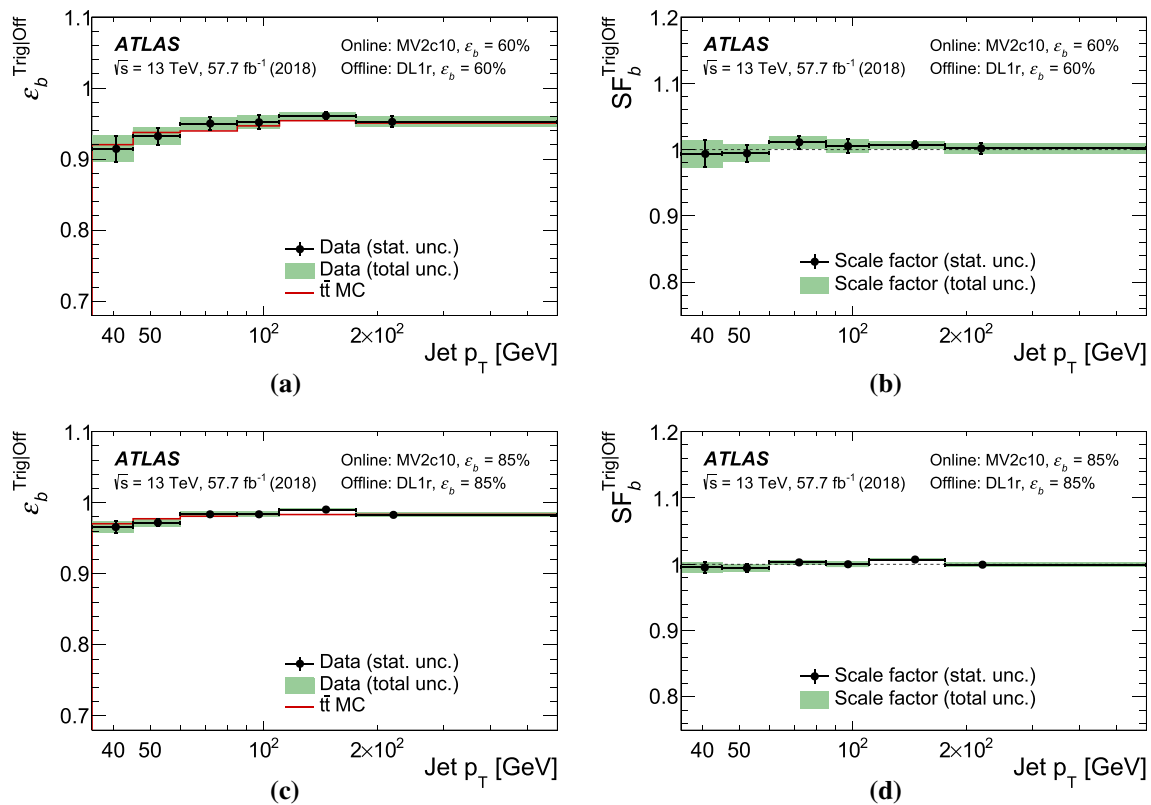


Fig. 14 The conditional b -tagging efficiency, $\epsilon_b^{\text{Trig/Off}}$, (a, c) and corresponding scale factor, $SF_b^{\text{Trig/Off}}$, (b, d) for the online MV2c10 algorithm for the 60% efficiency working point (a, b) and the 85% efficiency working point (c, d) as measured in 2018 data. Offline jets are required

to pass the same efficiency working points as the online jets, but using the DL1r b -tagging algorithm. Vertical error bars include data statistical uncertainties only, whereas the full band corresponds to the sum in quadrature of all uncertainties

standard b -jet triggers becomes unfeasible due to the high rates and high CPU cost of running tracking on all jets.

9.1 Muon-jet triggers for heavy-ion collisions

One of the open questions regarding the quark–gluon plasma (QGP) created in heavy-ion (HI) collisions at the LHC is the energy loss mechanisms that partons experience while traversing the hot and dense QCD medium [72]. Heavy quarks are produced at the early stages of the ion collisions in scattering processes that involve large momentum transfers, Q , so their formation time, of the order $1/Q < 0.1 \text{ fm}/c$, is much smaller than the lifetime of the QGP, estimated to be 10–11 fm/ c at the LHC [73]. The energy loss of heavy quarks in the QGP is predicted to be smaller than that of light-flavour quarks, due to the gluon radiation suppression at small angles – the so called ‘dead cone’ effect [9].

In 2018, ATLAS collected 1.42 nb^{-1} of data from collisions of lead ions with a nucleon–nucleon centre-of-mass energy $\sqrt{s_{\text{NN}}} = 5.02 \text{ TeV}$. Dedicated triggers were necessary not only to fulfil the specific physics requirements, but also to accommodate the different detector environment during

Pb+Pb data-taking, resulting from the intrinsic geometry of the nuclear overlap leading to large variations of both track multiplicity and energy density, compared with pp runs. During Pb+Pb data-taking, it would be prohibitive to run the b -jet triggers developed for pp collisions, owing to the high rates and large CPU cost of triggering in the relevant jet E_T range. Muon-jet triggers that require a muon and jet that are geometrically matched within $\Delta R < 0.5$ are used instead to provide a sample of data events that are enriched in semileptonic b -hadron decays.

Several different muon-jet triggers imposing various combinations of muon p_T and jet E_T thresholds were provided. In most cases these were seeded at L1 by a single muon with $p_T > 4$ or 6 GeV , although in one instance a L1 jet was additionally required. In the HLT, a muon with $p_T > 4$ or 6 GeV within $\Delta R = 0.5$ of a jet with $E_T > 30, 40, 50, \text{ or } 60 \text{ GeV}$ was required. Jets were reconstructed using the anti- k_t algorithm with radius parameter $R = 0.2, 0.3$ or 0.4 , and corrected for the underlying event produced in heavy-ion collisions, as detailed in Ref. [74]. The list of triggers was designed to be optimal within the allocated trigger acceptance rate of approximately 80 Hz and is summarised

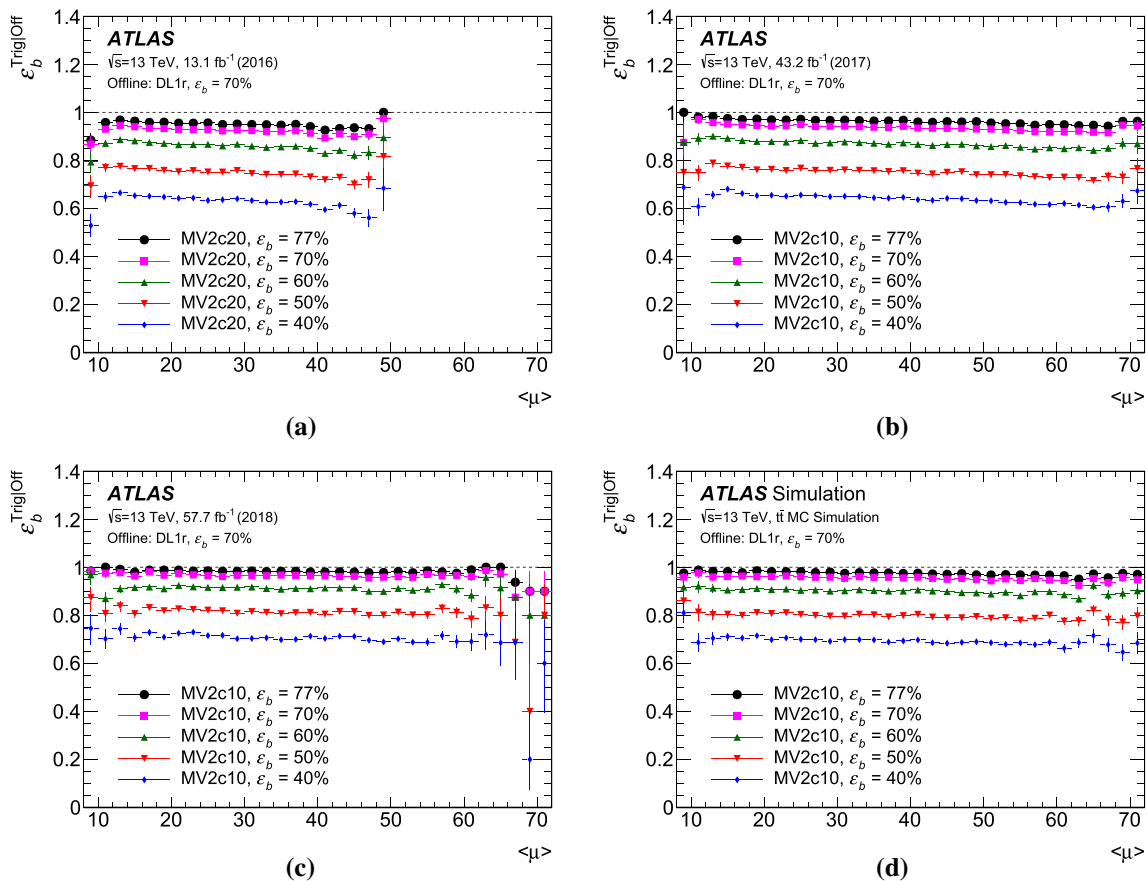


Fig. 15 The conditional b -tagging efficiency, $\epsilon_b^{\text{Trig/Off}}$, for data taken in **a** 2016, **b** 2017, **c** 2018, and **d** simulated $t\bar{t}$ events, as a function of pile-up, $\langle\mu\rangle$. All working points of the MV2 b -tagging algorithm used

in Table 10. In order to accommodate the increasing instantaneous luminosity during the data-taking period and ensure that that output rate remained within the rate allocation, the set of triggers that required a muon with $p_T > 4\text{ GeV}$ and applied no additional jet requirements at L1 were prescaled for some runs. The prescale factors were applied coherently to all of the triggers and the values ranged from 1.0 (i.e. unprescaled) to 1.307. The average prescale factor across the entire Pb+Pb data-taking period in 2018 was 1.065.

The HLT conditional muon-jet trigger efficiency is defined as the number of offline muon-jet objects satisfying the muon-jet trigger requirements, divided by the total number of offline muon-jets that fired a single-muon trigger with the same p_T threshold as the muon-jet trigger used in the numerator. The offline muon-jets are constructed from muons passing a ‘Tight’ identification working point (corresponding to an efficiency of approximately 90% for true muons in MC events) [66], matched to a jet within a distance of $\Delta R < 0.5$. Both the muon and the jet are required to have $|\eta| < 2.4$. The conditional muon-jet trigger efficiency for a given HLT muon-jet trigger is therefore defined as

online are shown in combination with offline jets that are required to pass the 70% efficiency working point of the DL1r algorithm. Only statistical uncertainties are shown

$$\epsilon^{\mu j|\mu} = \frac{N_{\mu j}^{\text{Trig+Off}}}{N_{\mu}^{\text{Trig+Off}}}, \tag{1}$$

where $N_{\mu j}^{\text{Trig+Off}}$ is the number of muon-jet objects passing the HLT and offline muon-jet selections, and $N_{\mu}^{\text{Trig+Off}}$ is the number of muon-jets passing the HLT and offline muon requirements.

The events passing the muon-jet trigger are an exact subset of events that pass the single-muon trigger with the same p_T threshold and so the absolute muon-jet trigger efficiency can be defined as the product of the conditional trigger efficiency given in Eq. (1), and the single-muon trigger efficiency (ϵ^{μ}) which was measured using the method described in Ref. [75]:

$$\epsilon^{\mu j} = \epsilon^{\mu j|\mu} \epsilon^{\mu}. \tag{2}$$

The performance of the muon-jet trigger is constrained by the limited acceptance of the L1 trigger, based on the information received from the calorimeters and muon trigger chambers. The geometric coverage of the latter is $\sim 99\%$ in the endcap ($1.05 < |\eta| < 2.40$) regions and $\sim 80\%$ in the barrel region ($|\eta| < 1.05$) [65]. The measurements are there-

Table 10 Details of the semileptonic b -decay (muon-jet) triggers used during the Pb+Pb collision run in 2018. In all cases, the muon and jet selected by the HLT are required to be within $\Delta R = 0.5$ of each other. Prescale factors were applied coherently to all prescaled triggers and the values ranged from 1.0 (i.e. unprescaled) to 1.307. The average prescale factor across the entire Pb+Pb data-taking period in 2018 was 1.065

L1			HLT			Prescaled?
Muon p_T	Jet E_T	Jet $ \eta $	Muon p_T	Jet E_T	Jet Radius	
4 GeV	–		4 GeV	40 GeV	0.4	Yes
4 GeV	–		4 GeV	50 GeV	0.4	Yes
4 GeV	15 GeV	<3.2	4 GeV	60 GeV	0.4	No
4 GeV	–		4 GeV	30 GeV	0.2	Yes
4 GeV	–		4 GeV	30 GeV	0.3	Yes
4 GeV	–		4 GeV	40 GeV	0.2	Yes
4 GeV	–		4 GeV	40 GeV	0.3	Yes
6 GeV	–		6 GeV	40 GeV	0.4	No
6 GeV	–		6 GeV	50 GeV	0.4	No

fore made separately in the two pseudorapidity ranges. The efficiency is also measured for different categories of collision centrality, in order to account for a possible decrease in performance due to the characteristics of Pb+Pb collisions. The centrality of a collision is assessed on an event-by-event basis using the E_T deposited in the forward calorimeters, $\sum E_T^{\text{FCal}}$ in $3.2 \leq |\eta| < 4.9$. The Glauber MC model [76] is used to obtain a correspondence between the $\sum E_T^{\text{FCal}}$ and the sampling fraction of the total inelastic Pb+Pb cross-section, allowing centrality percentiles to be set [77]. In this analysis, central collisions are defined as those in the 0–40% centrality interval where the contribution from underlying-event effects is the largest. Peripheral collisions are those within the 40–80% centrality interval.

The performance of muon-jet triggers where the muon p_T threshold is 4 GeV and the muon must be within $\Delta R = 0.5$ of a jet passing an E_T threshold of 40, 50 or 60 GeV is presented relative to the single-muon trigger that requires a muon with $p_T > 4$ GeV at L1 and in the HLT.⁶ The efficiency of this single-muon trigger was measured in Ref. [75] to be approximately 80% and 85% in the barrel region, for central and peripheral collisions, respectively. This low efficiency is a consequence of the lower acceptance of the L1 trigger. In the endcap region the efficiency is noticeably higher, reaching 97%, and less sensitive to the centrality of the collision.

Figure 16 compares the efficiency of the three muon-jet triggers as a function of the offline jet p_T for events passing the single-muon trigger and containing an offline muon with $p_T > 12$ GeV. In peripheral collisions and in the barrel region the efficiency is above 99% for offline jets with p_T larger than 46, 59, and 66 GeV (for triggers with 40, 50, and 60 GeV jet E_T thresholds, respectively). The efficiency saturates at slightly higher jet p_T values in the endcap region. In central collisions the turn-on is slower than in peripheral collisions and the range with full efficiency starts at higher

p_T values. This sensitivity to the centrality of the collisions is also observed in inclusive jet trigger efficiency measurements.

Figure 17 shows the two-dimensional absolute trigger efficiency, as defined in Eq. (2), for a muon-jet trigger requiring a muon with $p_T > 4$ GeV and jet with $E_T > 40$ GeV, and is shown as a function of the offline muon p_T and jet p_T . The efficiency of this trigger reaches a maximum for offline jet $p_T \gtrsim 60$ GeV but does not reach 100% in most regions. This lower efficiency, particularly in the barrel region, compared with the conditional efficiency shown in Fig. 16, reflects the inefficiency of the muon trigger.

The fraction of selected jets that originate from a b -hadron decay is determined using a template fit to the p_T^{rel} distribution, defined as the transverse momentum of the muon with respect to the combined muon-jet axis. Muons from a b -hadron decay typically have a harder p_T^{rel} spectrum than those originating from light-flavour or c -jets. A template for the p_T^{rel} distribution of light-flavour jets is derived from a light-flavour-enriched data sample, obtained by selecting pairs of tracks and jets from data collected with a single-jet trigger with an E_T threshold of 50 GeV in the HLT and using the method described in Ref. [78]. Templates for the b -jet and c -jet distributions are obtained from simulated di-jet events, generated with PYTHIA 8.230 [29] using the NNPDF2.310 PDF set and the A14 [30] set of tuned parameters. The samples are filtered to require one muon with $p_T > 3$ GeV at generator level. The templates for b -, c -, and light-flavour jets are then fitted to a data sample selected using a muon-jet trigger that requires a muon with $p_T > 4$ GeV and a jet with $R = 0.4$ and $E_T > 40$ GeV that is within $\Delta R = 0.5$ of the muon in the HLT. Offline muons are required to have $p_T > 4$ GeV, $|\eta| < 2.4$, to pass the ‘Tight’ identification working point [66], and to be geometrically matched to the trigger muon within $\Delta R < 0.01$. Offline jets are reconstructed with radius parameter $R = 0.2$, and are required to have $|\eta| < 2.1$, be within $\Delta R < 0.2$ of the muon, and have $p_T > 58$ GeV (where this minimum p_T requirement is determined by the

⁶ The efficiency is calculated in the same way for the muon-jet trigger that requires a $p_T > 4$ GeV muon and $p_T > 60$ GeV jet and additionally includes a jet requirement in its L1 seed.

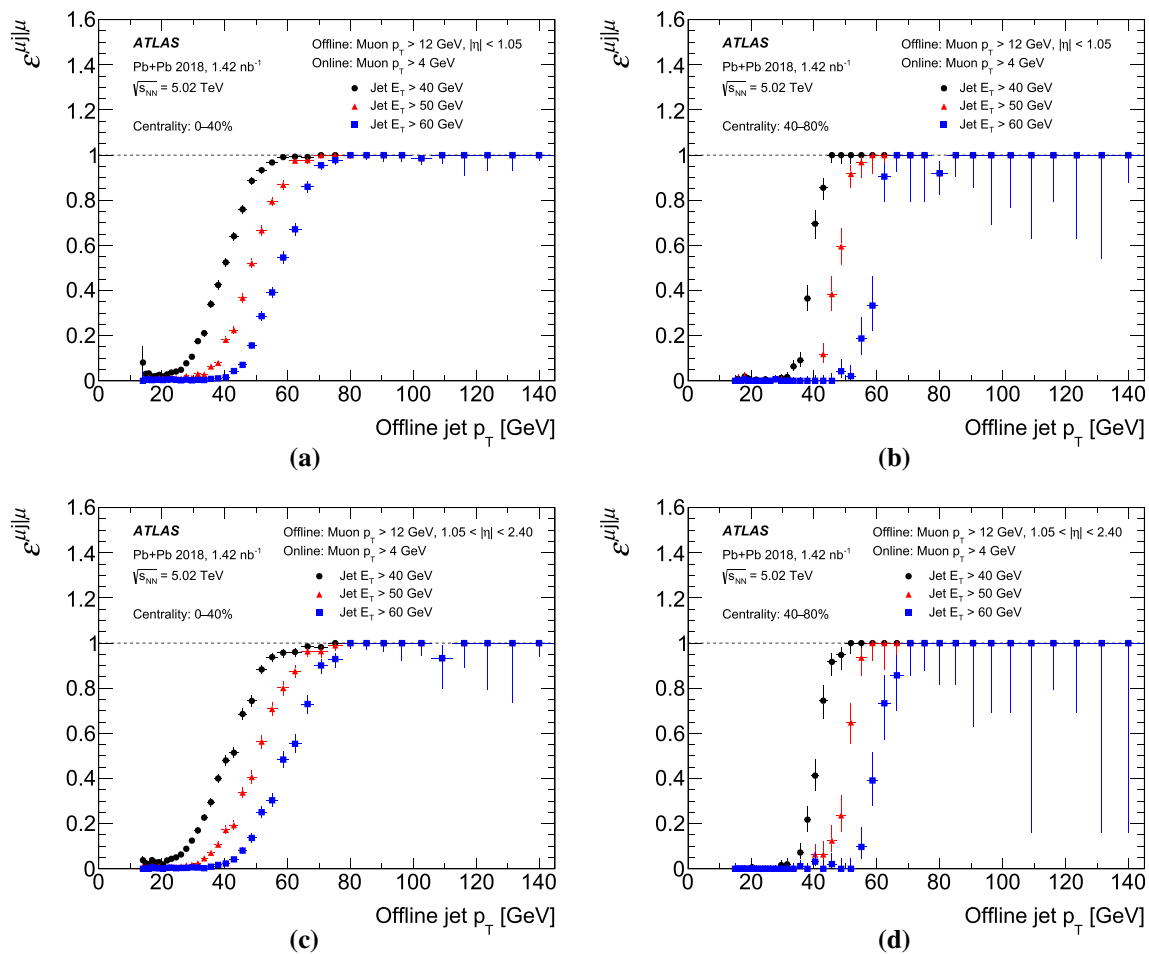


Fig. 16 The conditional muon-jet trigger efficiency, $\varepsilon^{\mu|\mu}$, as defined in Eq. (1), as a function of offline jet p_T . The muon-jet triggers shown require a muon with $p_T > 4$ GeV and jet E_T thresholds of 40, 50, and 60 GeV. The muon-jet trigger efficiency is estimated relative to the single-muon trigger requiring a muon with $p_T > 4$ GeV. Events are also

required to have an offline muon with p_T more than 12 GeV. The last bin contains overflow. The performance is shown in the **a, b** barrel and **c, d** endcap regions of the detector, for **(a, c)** central collisions (0–40%) and **b, d** peripheral collisions (40–80%)

point where the trigger is 99% efficient). The templates for b -, c -, and light-flavour jets are then fitted to the data sample. In this way, the relative fraction of each jet flavour is determined and a b -jet fraction of 30%–35% is measured, with no centrality-dependence observed. Comparable b -fractions were measured when repeating the analysis on 48.8 pb^{-1} of pp collision data with $\sqrt{s} = 5.02$ TeV collected during a special run in 2017, and using offline jets with radii of 0.2 and 0.4. The muon and jet are estimated to come from different hard scatter interactions in 1% of events in central Pb+Pb collisions that produce the most demanding environments. This fake-rate is smaller in peripheral collisions.

9.2 Muon-jet triggers for proton–proton collisions

Triggers with similar design and thresholds to those detailed in Table 10 were run prescaled during pp collision data-

taking in order to collect a sample of data enriched with $b\bar{b}$ decays that are used to calibrate the offline flavour-tagging algorithms. In these cases, muon-jet triggers are seeded from either a single-muon or a muon-plus-jet requirement at L1. In the HLT, muons are required to satisfy $\Delta R(\mu, \text{jet}) < 0.5$ and $\Delta z(\mu, \text{jet}) < 2$ mm (where the z -position of the jet is taken to be the primary-vertex z -position), in order to be considered as ‘matched’ to a jet.

Muon-jet triggers to select interesting physics processes were also provided during 2016 data-taking, but were discontinued due to their prohibitively large CPU cost. For these triggers it was desirable to exploit other characteristic features of the process of interest, for example by placing additional requirements on the multiplicity, E_T , and b -tagging weight of other jets in the event. In these cases, only jets that failed the matching requirements with the muon were considered for further processing (e.g. b -tagging) by the b -jet trigger

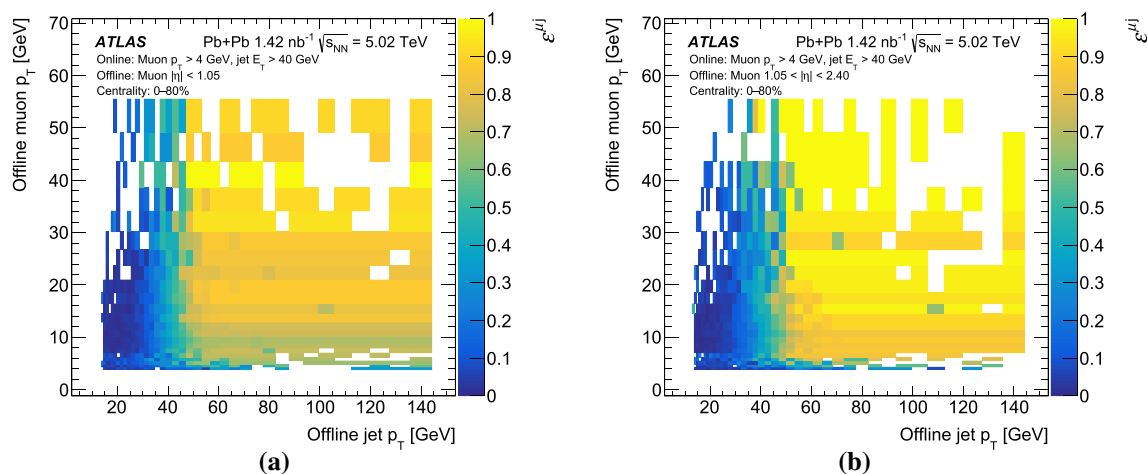


Fig. 17 The two-dimensional absolute trigger efficiency, $\varepsilon^{\mu j}$, as defined in Eq. (2), of the muon-jet trigger that requires a muon with $p_T > 4$ GeV and a jet with $E_T > 40$ GeV, as a function of the offline muon p_T and jet p_T . The measurements are performed inclu-

sively across the full collision centrality range (0–80%) for the **a** barrel and **b** endcap regions. The last bins of both the x - and y -axes contain overflow

software. The muon-jet can therefore form one component of a more complex trigger, for example by requiring that an event contains some combination of muon-jet(s), b -tagged jet(s), untagged (light-flavour) jet(s), or any other object that ATLAS is able to trigger on. These muon-jet triggers have the potential to be beneficial for analyses using pp collision data that have large b -jet multiplicity (e.g. $HH \rightarrow b\bar{b}b\bar{b}$), and/or for those that only have low- p_T b -jets, e.g. $b\phi(\phi \rightarrow b\bar{b})$.

10 Summary

ATLAS has successfully operated b -jet triggers throughout Runs 1 and 2 of the LHC. The b -jet trigger software was completely redesigned during the long shutdown period that followed Run 1, was validated during 2015 data-taking, and became fully operational in 2016. The software uses a two-stage approach to improve primary-vertex finding and ensure stability under increasingly harsh pile-up conditions, and deploys state-of-the-art offline b -tagging algorithms in the HLT. These changes, together with improved tracking performance in the trigger and the installation of the insertable B-layer for Run 2, lead to significantly improved performance compared to Run 1. Light-flavour jet rejection was improved by an order of magnitude for the same b -jet selection efficiency in 2016 compared with the b -jet triggers used in Run 1. An additional factor of ~ 1.5 in light-flavour jet rejection was achieved in 2017 and 2018 by further optimising the use of the MV2 algorithm in the HLT, while simultaneously reoptimising the software to reduce the total CPU processing time by $\sim 30\%$. These improvements allowed ATLAS to maintain the E_T thresholds and b -tagging working points of b -jet

triggers throughout Run 2, in spite of the increasingly harsh pile-up conditions.

The same likelihood-based method that is used to calibrate the offline b -tagging algorithms in ATLAS is adapted for use with the b -jet triggers for the first time. Conditional efficiencies are measured in data and evaluated in simulation for different combinations of online and offline working points for each year of data-taking (2016–2018). The conditional efficiencies are typically in the range 85%–97%, depending on the combination of working points considered. Good agreement of MC simulation with data is generally observed, and scale factors are provided to correct the simulation to data. The use of the likelihood method provides a substantial reduction in uncertainties compared to the geometrical matching approaches used previously, enabling the conditional efficiencies to be measured with a typical accuracy of a few percent.

Specially designed b -jet triggers were also deployed for the first time during Pb+Pb data-taking in 2018, by adapting the b -jet trigger software to identify semileptonic b -hadron decays by selecting muons geometrically matched to a jet. These triggers reach an efficiency of $> 99\%$ with respect to both the single muon trigger and offline requirements above the jet E_T turn-on region, and provide a mechanism to study the flavour-dependence of radiative quark energy loss in the quark–gluon plasma, where the busy detector environment made it unfeasible to run the standard b -jet triggers.

Acknowledgements We thank CERN for the very successful operation of the LHC, as well as the support staff from our institutions without whom ATLAS could not be operated efficiently. We acknowledge the support of ANPCyT, Argentina; YerPhi, Armenia; ARC, Australia; BMWFW and FWF, Austria; ANAS, Azerbaijan; SSTC, Belarus;

CNPq and FAPESP, Brazil; NSERC, NRC and CFI, Canada; CERN; ANID, Chile; CAS, MOST and NSFC, China; Minciencias, Colombia; MSMT CR, MPO CR and VSC CR, Czech Republic; DNRF and DNSRC, Denmark; IN2P3-CNRS and CEA-DRF/IRFU, France; SRNSFG, Georgia; BMBF, HGF and MPG, Germany; GSRI, Greece; RGC and Hong Kong SAR, China; ISF and Benoziyo Center, Israel; INFN, Italy; MEXT and JSPS, Japan; CNRST, Morocco; NWO, Netherlands; RCN, Norway; MNiSW and NCN, Poland; FCT, Portugal; MNE/IFA, Romania; JINR; MES of Russia and NRC KI, Russian Federation; MESTD, Serbia; MSSR, Slovakia; ARRS and MIZŠ, Slovenia; DSI/NRF, South Africa; MICINN, Spain; SRC and Wallenberg Foundation, Sweden; SERI, SNSF and Cantons of Bern and Geneva, Switzerland; MOST, Taiwan; TAEK, Turkey; STFC, United Kingdom; DOE and NSF, United States of America. In addition, individual groups and members have received support from BCKDF, CANARIE, Compute Canada and CRC, Canada; COST, ERC, ERDF, Horizon 2020 and Marie Skłodowska-Curie Actions, European Union; Investissements d’Avenir Labex, Investissements d’Avenir Idex and ANR, France; DFG and AvH Foundation, Germany; Herakleitos, Thales and Aristeia programmes co-financed by EU-ESF and the Greek NSRF, Greece; BSF-NSF and GIF, Israel; Norwegian Financial Mechanism 2014–2021, Norway; La Caixa Banking Foundation, CERCA Programme Generalitat de Catalunya and PROMETEO and GenT Programmes Generalitat Valenciana, Spain; Göran Gustafssons Stiftelse, Sweden; The Royal Society and Leverhulme Trust, United Kingdom. The crucial computing support from all WLCG partners is acknowledged gratefully, in particular from CERN, the ATLAS Tier-1 facilities at TRIUMF (Canada), NDGF (Denmark, Norway, Sweden), CC-IN2P3 (France), KIT/GridKA (Germany), INFN-CNAF (Italy), NL-T1 (Netherlands), PIC (Spain), ASGC (Taiwan), RAL (UK) and BNL (USA), the Tier-2 facilities worldwide and large non-WLCG resource providers. Major contributors of computing resources are listed in Ref. [79].

Data Availability Statement This manuscript has no associated data or the data will not be deposited. [Authors’ comment: “All ATLAS scientific output is published in journals, and preliminary results are made available in Conference Notes. All are openly available, without restriction on use by external parties beyond copyright law and the standard conditions agreed by CERN. Data associated with journal publications are also made available: tables and data from plots (e.g. cross section values, likelihood profiles, selection efficiencies, cross section limits, ...) are stored in appropriate repositories such as HEPDATA (<http://hepdata.cedar.ac.uk/>). ATLAS also strives to make additional material related to the paper available that allows a reinterpretation of the data in the context of new theoretical models. For example, an extended encapsulation of the analysis is often provided for measurements in the framework of RIVET (<http://rivet.hepforge.org/>).” This information is taken from the ATLAS Data Access Policy, which is a public document that can be downloaded from <http://opendata.cern.ch/record/413> [opendata.cern.ch].]

Open Access This article is licensed under a Creative Commons Attribution 4.0 International License, which permits use, sharing, adaptation, distribution and reproduction in any medium or format, as long as you give appropriate credit to the original author(s) and the source, provide a link to the Creative Commons licence, and indicate if changes were made. The images or other third party material in this article are included in the article’s Creative Commons licence, unless indicated otherwise in a credit line to the material. If material is not included in the article’s Creative Commons licence and your intended use is not permitted by statutory regulation or exceeds the permitted use, you will need to obtain permission directly from the copyright holder. To view a copy of this licence, visit <http://creativecommons.org/licenses/by/4.0/>.

Funded by SCOAP³.

References

1. ATLAS Collaboration, The ATLAS Experiment at the CERN Large Hadron Collider. JINST **3**, S08003 (2008). <https://doi.org/10.1088/1748-0221/3/08/S08003>
2. ATLAS Collaboration, Search for the $HH \rightarrow b\bar{b}b\bar{b}$ process via vector-boson fusion production using proton-proton collisions at $\sqrt{s} = 13$ TeV with the ATLAS detector. JHEP **07**, 108 (2020). [https://doi.org/10.1007/JHEP07\(2020\)108](https://doi.org/10.1007/JHEP07(2020)108). arXiv:2001.05178 [hep-ex]. Erratum: JHEP **01**, 145 (2021)
3. ATLAS Collaboration, Search for pair production of Higgs bosons in the $b\bar{b}b\bar{b}$ final state using proton-proton collisions at $\sqrt{s} = 13$ TeV with the ATLAS detector. JHEP **01**, 030 (2019). [https://doi.org/10.1007/JHEP01\(2019\)030](https://doi.org/10.1007/JHEP01(2019)030). arXiv:1804.06174 [hep-ex]
4. ATLAS Collaboration, Search for Higgs bosons produced via vector-boson fusion and decaying into bottom quark pairs in $\sqrt{s} = 13$ TeV pp collisions with the ATLAS detector. Phys. Rev. D **98**, 052003 (2018). <https://doi.org/10.1103/PhysRevD.98.052003>. arXiv:1807.08639 [hep-ex]
5. ATLAS Collaboration, Search for Higgs boson production in association with a high-energy photon via vector-boson fusion with decay into bottom quark pairs at $\sqrt{s} = 13$ TeV with the ATLAS detector. JHEP **03**, 268 (2021). arXiv:2010.13651 [hep-ex]
6. ATLAS Collaboration, Search for the Standard Model Higgs boson decaying into $b\bar{b}$ produced in association with top quarks decaying hadronically in pp collisions at $\sqrt{s} = 8$ TeV with the ATLAS detector. JHEP **05**, 160 (2016). [https://doi.org/10.1007/JHEP05\(2016\)160](https://doi.org/10.1007/JHEP05(2016)160). arXiv:1604.03812 [hep-ex]
7. ATLAS Collaboration, Search for bottom-squark pair production in pp collision events at $\sqrt{s} = 13$ TeV with hadronically decaying tau leptons, b-jets and missing transverse momentum using the ATLAS detector, ATLAS-CONF-2020-031. Phys. Rev. D **104**, 032014 (2021). <https://cds.cern.ch/record/2725737>
8. ATLAS Collaboration, Search for heavy neutral Higgs bosons produced in association with b-quarks and decaying into b-quarks at $\sqrt{s} = 13$ TeV with the ATLAS detector. Phys. Rev. D **102**, 032004 (2020). <https://doi.org/10.1103/PhysRevD.102.032004>. arXiv:1907.02749 [hep-ex]
9. Y.L. Dokshitzer, D.E. Kharzeev, Heavy quark colorimetry of QCD matter. Phys. Lett. B **519**, 199 (2001). [https://doi.org/10.1016/S0370-2693\(01\)01130-3](https://doi.org/10.1016/S0370-2693(01)01130-3). arXiv:hep-ph/0106202
10. ATLAS Collaboration, Reconstruction of primary vertices at the ATLAS experiment in Run 1 proton-proton collisions at the LHC. Eur. Phys. J. C **77**, 332 (2017). <https://doi.org/10.1140/epjc/s10052-017-4887-5>. arXiv:1611.10235 [hep-ex]
11. ATLAS Collaboration, ATLAS b-jet identification performance and efficiency measurement with $t\bar{t}$ events in pp collisions at $\sqrt{s} = 13$ TeV. Eur. Phys. J. C **79**, 970 (2019). <https://doi.org/10.1140/epjc/s10052-019-7450-8>. arXiv:1907.05120 [hep-ex]
12. L. Evans, P. Bryant (eds.), LHC machine. JINST **3**, S08001 (2008). <https://doi.org/10.1088/1748-0221/3/08/S08001>
13. ATLAS Collaboration, ATLAS Insertable B-Layer Technical Design Report, ATLAS-TDR-19; CERN-LHCC-2010-013 (2010). <https://cds.cern.ch/record/1291633>. Addendum: ATLAS-TDR-19-ADD-1; CERN-LHCC-2012-009 (2012). <https://cds.cern.ch/record/1451888>
14. B. Abbott et al., Production and integration of the ATLAS Insertable B-Layer. JINST **13**, T05008 (2018). <https://doi.org/10.1088/1748-0221/13/05/T05008>. arXiv:1803.00844 [physics.ins-det]
15. ATLAS Collaboration, Performance of the ATLAS trigger system in 2015. Eur. Phys. J. C **77**, 317 (2017). <https://doi.org/10.1140/epjc/s10052-017-4852-3>. arXiv:1611.09661 [hep-ex]

16. ATLAS Collaboration, Operation of the ATLAS trigger system in Run 2. *JINST* **15**, P10004 (2020). <https://doi.org/10.1088/1748-0221/15/10/P10004>. [arXiv:2007.12539](https://arxiv.org/abs/2007.12539) [hep-ex]
17. H. Bertelsen et al., Operation of the upgraded ATLAS Central Trigger Processor during the LHC Run 2. *JINST* **11**, C02020 (2016). <https://doi.org/10.1088/1748-0221/11/02/c02020>
18. ATLAS Collaboration, The ATLAS Collaboration Software and Firmware, ATL-SOFT-PUB-2021-001 (2021). <https://cds.cern.ch/record/2767187>
19. ATLAS Collaboration, Operation of the ATLAS trigger system in Run 2. *JINST* **15**, P10004 (2020). <https://doi.org/10.1088/1748-0221/15/10/P10004>. [arXiv:2007.12539](https://arxiv.org/abs/2007.12539) [physics.ins-det]
20. L.I. McClymont, Searches for new physics using pairs of jets containing b-quarks at the ATLAS detector. PhD thesis, University College London (2018). <http://discovery.ucl.ac.uk/id/eprint/10052993>
21. ATLAS Collaboration, Luminosity determination in pp collisions at $\sqrt{s} = 13$ TeV using the ATLAS detector at the LHC. ATLAS-CONF-2019-021 (2019). <https://cds.cern.ch/record/2677054>
22. G. Avoni et al., The new LUCID-2 detector for luminosity measurement and monitoring in ATLAS. *JINST* **13**, P07017 (2018). <https://doi.org/10.1088/1748-0221/13/07/P07017>
23. S. Frixione, P. Nason, G. Ridolfi, A positive-weight next-to-leading-order Monte Carlo for heavy flavour hadroproduction. *JHEP* **09**, 126 (2007). <https://doi.org/10.1088/1126-6708/2007/09/126>. [arXiv:0707.3088](https://arxiv.org/abs/0707.3088) [hep-ph]
24. P. Nason, A new method for combining NLO QCD with shower Monte Carlo algorithms. *JHEP* **11**, 040 (2004). <https://doi.org/10.1088/1126-6708/2004/11/040> [arXiv:hep-ph/0409146](https://arxiv.org/abs/hep-ph/0409146)
25. S. Frixione, P. Nason, C. Oleari, Matching NLO QCD computations with parton shower simulations: the POWHEG method. *JHEP* **11**, 070 (2007). <https://doi.org/10.1088/1126-6708/2007/11/070>. [arXiv:0709.2092](https://arxiv.org/abs/0709.2092) [hep-ph]
26. S. Alioli, P. Nason, C. Oleari, E. Re, A general framework for implementing NLO calculations in shower Monte Carlo programs: the POWHEG BOX. *JHEP* **06**, 043 (2010). [https://doi.org/10.1007/JHEP06\(2010\)043](https://doi.org/10.1007/JHEP06(2010)043). [arXiv:1002.2581](https://arxiv.org/abs/1002.2581) [hep-ph]
27. R.D. Ball et al., Parton distributions for the LHC run II. *JHEP* **04**, 040 (2015). [https://doi.org/10.1007/JHEP04\(2015\)040](https://doi.org/10.1007/JHEP04(2015)040). [arXiv:1410.8849](https://arxiv.org/abs/1410.8849) [hep-ph]
28. ATLAS Collaboration, Studies on top-quark Monte Carlo modelling for Top2016. ATL-PHYS-PUB-2016-020 (2016). <https://cds.cern.ch/record/2216168>
29. T. Sjöstrand et al., An introduction to PYTHIA 8.2. *Comput. Phys. Commun.* **191**, 159 (2015). <https://doi.org/10.1016/j.cpc.2015.01.024>. [arXiv:1410.3012](https://arxiv.org/abs/1410.3012) [hep-ph]
30. ATLAS Collaboration, ATLAS Pythia 8 tunes to 7 TeV data. ATL-PHYS-PUB-2014-021 (2014). <https://cds.cern.ch/record/1966419>
31. R.D. Ball et al., Parton distributions with LHC data. *Nucl. Phys. B* **867**, 244 (2013). <https://doi.org/10.1016/j.nuclphysb.2012.10.003>. [arXiv:1207.1303](https://arxiv.org/abs/1207.1303) [hep-ph]
32. D.J. Lange, The EvtGen particle decay simulation package. *Nucl. Instrum. Methods A* **462**, 152 (2001). [https://doi.org/10.1016/S0168-9002\(01\)00089-4](https://doi.org/10.1016/S0168-9002(01)00089-4)
33. M. Beneke, P. Falgari, S. Klein, C. Schwinn, Hadronic top-quark pair production with NNLL threshold resummation. *Nucl. Phys. B* **855**, 695 (2012). <https://doi.org/10.1016/j.nuclphysb.2011.10.021>. [arXiv:1109.1536](https://arxiv.org/abs/1109.1536) [hep-ph]
34. M. Cacciari, M. Czakon, M. Mangano, A. Mitov, P. Nason, Top-pair production at hadron colliders with next-to-next-to-leading logarithmic soft-gluon resummation. *Phys. Lett. B* **710**, 612 (2012). <https://doi.org/10.1016/j.physletb.2012.03.013>. [arXiv:1111.5869](https://arxiv.org/abs/1111.5869) [hep-ph]
35. P. Bärnreuther, M. Czakon, A. Mitov, Percent-level-precision physics at the tevatron: next-to-next-to-leading order QCD corrections to $q\bar{q} \rightarrow t\bar{t} + X$. *Phys. Rev. Lett.* **109**, 132001 (2012). <https://doi.org/10.1103/PhysRevLett.109.132001>. [arXiv:1204.5201](https://arxiv.org/abs/1204.5201) [hep-ph]
36. M. Czakon, A. Mitov, NNLO corrections to top-pair production at hadron colliders: the all-fermionic scattering channels. *JHEP* **12**, 054 (2012). [https://doi.org/10.1007/JHEP12\(2012\)054](https://doi.org/10.1007/JHEP12(2012)054). [arXiv:1207.0236](https://arxiv.org/abs/1207.0236) [hep-ph]
37. M. Czakon, A. Mitov, NNLO corrections to top pair production at hadron colliders: the quark-gluon reaction. *JHEP* **01**, 080 (2013). [https://doi.org/10.1007/JHEP01\(2013\)080](https://doi.org/10.1007/JHEP01(2013)080). [arXiv:1210.6832](https://arxiv.org/abs/1210.6832) [hep-ph]
38. M. Czakon, P. Fiedler, A. Mitov, Total top-quark pair-production cross section at hadron colliders through $O(\alpha_s^4)$. *Phys. Rev. Lett.* **110**, 252004 (2013). <https://doi.org/10.1103/PhysRevLett.110.252004>. [arXiv:1303.6254](https://arxiv.org/abs/1303.6254) [hep-ph]
39. M. Czakon, A. Mitov, Top++: a program for the calculation of the top-pair cross-section at hadron colliders. *Comput. Phys. Commun.* **185**, 2930 (2014). <https://doi.org/10.1016/j.cpc.2014.06.021>. [arXiv:1112.5675](https://arxiv.org/abs/1112.5675) [hep-ph]
40. ATLAS Collaboration, The Pythia 8 A3 tune description of ATLAS minimum bias and inelastic measurements incorporating the Donnachie–Landshoff diffractive model. ATL-PHYS-PUB-2016-017 (2016). <https://cds.cern.ch/record/2206965>
41. ATLAS Collaboration, The ATLAS simulation infrastructure. *Eur. Phys. J. C* **70**, 823 (2010). <https://doi.org/10.1140/epjc/s10052-010-1429-9>. [arXiv:1005.4568](https://arxiv.org/abs/1005.4568) [physics.ins-det]
42. GEANT4 Collaboration, S. Agostinelli et al., Geant4—a simulation toolkit. *Nucl. Instrum. Methods A* **506**, 250 (2003). [https://doi.org/10.1016/S0168-9002\(03\)01368-8](https://doi.org/10.1016/S0168-9002(03)01368-8)
43. ATLAS Collaboration, The performance of the jet trigger for the ATLAS detector during 2011 data taking. *Eur. Phys. J. C* **76**, 526 (2016). <https://doi.org/10.1140/epjc/s10052-016-4325-0>. [arXiv:1606.07759](https://arxiv.org/abs/1606.07759) [hep-ex]
44. ATLAS Collaboration, Jet reconstruction and performance using particle flow with the ATLAS Detector. *Eur. Phys. J. C* **77**, 466 (2017). <https://doi.org/10.1140/epjc/s10052-017-5031-2>. [arXiv:1703.10485](https://arxiv.org/abs/1703.10485) [hep-ex]
45. R. Achenbach et al., The ATLAS level-1 calorimeter trigger. *JINST* **3**, P03001 (2008). <https://doi.org/10.1088/1748-0221/3/03/P03001>
46. ATLAS Collaboration, Performance of the upgraded pre-processor of the ATLAS level-1 calorimeter trigger. *JINST* **15**, P11016 (2020). <https://doi.org/10.1088/1748-0221/15/11/P11016>. [arXiv:2005.04179](https://arxiv.org/abs/2005.04179) [hep-ex]
47. M. Cacciari, G.P. Salam, G. Soyez, The anti-kt jet clustering algorithm. *JHEP* **04**, 063 (2008). <https://doi.org/10.1088/1126-6708/2008/04/063> [arXiv:0802.1189](https://arxiv.org/abs/0802.1189) [hep-ph]
48. M. Cacciari, G.P. Salam, G. Soyez, FastJet user manual. *Eur. Phys. J. C* **72**, 1896 (2012). <https://doi.org/10.1140/epjc/s10052-012-1896-2>. [arXiv:1111.6097](https://arxiv.org/abs/1111.6097) [hep-ph]
49. ATLAS Collaboration, Topological cell clustering in the ATLAS calorimeters and its performance in LHC Run 1. *Eur. Phys. J. C* **77**, 490 (2017). <https://doi.org/10.1140/epjc/s10052-017-5004-5>. [arXiv:1603.02934](https://arxiv.org/abs/1603.02934) [hep-ex]
50. ATLAS Collaboration, Jet energy scale and resolution measured in proton-proton collisions at $\sqrt{s} = 13$ TeV with the ATLAS detector. *Eur. Phys. J. C* **81**, 689 (2021). [arXiv:2007.02645](https://arxiv.org/abs/2007.02645) [hep-ex]
51. ATLAS Collaboration, Determination of jet calibration and energy resolution in proton-proton collisions at $\sqrt{s} = 8$ TeV using the ATLAS detector. *Eur. Phys. J. C* **80**, 1104 (2020). <https://doi.org/10.1140/epjc/s10052-020-08477-8>. [arXiv:1910.04482](https://arxiv.org/abs/1910.04482) [hep-ex]
52. ATLAS Collaboration, Performance of the ATLAS trigger system in 2010. *Eur. Phys. J. C* **72**, 1849 (2012). <https://doi.org/10.1140/epjc/s10052-011-1849-1>. [arXiv:1110.1530](https://arxiv.org/abs/1110.1530) [hep-ex]
53. ATLAS Collaboration, The ATLAS inner detector trigger performance in pp collisions at 13 TeV during LHC Run 2 (2021). [arXiv:2107.02485](https://arxiv.org/abs/2107.02485) [hep-ex]

54. T. Cornelissen et al., The new ATLAS track reconstruction (NEWT). *J. Phys. Conf. Ser.* **119**, 032014 (2008). <https://doi.org/10.1088/1742-6596/119/3/032014>
55. R.E. Kalman, A new approach to linear filtering and prediction problems. *J. Fluids Eng.* **82**, 35 (1960). <https://doi.org/10.1115/1.3662552>
56. ATLAS Collaboration, Optimisation and performance studies of the ATLAS b-tagging algorithms for the 2017-18 LHC run. *ATL-PHYS-PUB-2017-013* (2017). <https://cds.cern.ch/record/2273281>
57. ATLAS Collaboration, Secondary vertex finding for jet flavour identification with the ATLAS detector. *ATL-PHYS-PUB-2017-011* (2017). <https://cds.cern.ch/record/2270366>
58. R. Frühwirth, Application of Kalman filtering to track and vertex fitting. *Nucl. Instrum. Methods A* **262**, 444 (1987). [https://doi.org/10.1016/0168-9002\(87\)90887-4](https://doi.org/10.1016/0168-9002(87)90887-4)
59. P. Billoir, Track fitting with multiple scattering: a new method. *Nucl. Instrum. Methods A* **225**, 352 (1984). [https://doi.org/10.1016/0167-5087\(84\)90274-6](https://doi.org/10.1016/0167-5087(84)90274-6)
60. ATLAS Collaboration, Topological b-hadron decay reconstruction and identification of b-jets with the JetFitter package in the ATLAS experiment at the LHC. *ATL-PHYS-PUB-2018-025* (2018). <https://cds.cern.ch/record/2645405>
61. ATLAS Collaboration, Measurements of b-jet tagging efficiency with the ATLAS detector using $t\bar{t}$ events at $\sqrt{s} = 13$ TeV. *JHEP* **08**, 089 (2018). [https://doi.org/10.1007/JHEP08\(2018\)089](https://doi.org/10.1007/JHEP08(2018)089). [arXiv:1805.01845](https://arxiv.org/abs/1805.01845) [hep-ex]
62. ATLAS Collaboration, Performance of electron and photon triggers in ATLAS during LHC Run 2. *Eur. Phys. J. C* **80**, 47 (2020). <https://doi.org/10.1140/epjc/s10052-019-7500-2>. [arXiv:1909.00761](https://arxiv.org/abs/1909.00761) [hep-ex]
63. ATLAS Collaboration, Calibration of light-flavour b-jet mistagging rates using ATLAS proton-proton collision data at $\sqrt{s} = 13$ TeV. *ATLAS-CONF-2018-006* (2018). <https://cds.cern.ch/record/2314418>
64. ATLAS Collaboration, Measurement of b-tagging efficiency of c-jets in $t\bar{t}$ events using a likelihood approach with the ATLAS detector. *ATLAS-CONF-2018-001* (2018). <https://cds.cern.ch/record/2306649>. [arXiv:2109.10627](https://arxiv.org/abs/2109.10627)
65. ATLAS Collaboration, Performance of the ATLAS muon triggers in Run 2. *JINST* **15**, P09015 (2020). <https://doi.org/10.1088/1748-0221/15/09/p09015>. [arXiv:2004.13447](https://arxiv.org/abs/2004.13447) [hep-ex]
66. ATLAS Collaboration, Muon reconstruction performance of the ATLAS detector in proton-proton collision data at $\sqrt{s} = 13$ TeV. *Eur. Phys. J. C* **76**, 292 (2016). <https://doi.org/10.1140/epjc/s10052-016-4120-y>. [arXiv:1603.05598](https://arxiv.org/abs/1603.05598) [hep-ex]
67. ATLAS Collaboration, Electron and photon performance measurements with the ATLAS detector using the 2015–2017 LHC proton-proton collision data. *JINST* **14**, P12006 (2019). <https://doi.org/10.1088/1748-0221/14/12/P12006>. [arXiv:1908.00005](https://arxiv.org/abs/1908.00005) [hep-ex]
68. ATLAS Collaboration, Tagging and suppression of pileup jets with the ATLAS detector. *ATLAS-CONF-2014-018* (2014). <https://cds.cern.ch/record/1700870>
69. M. Bähr et al., Herwig++ physics and manual. *Eur. Phys. J. C* **58**, 639 (2008). <https://doi.org/10.1140/epjc/s10052-008-0798-9>. [arXiv:0803.0883](https://arxiv.org/abs/0803.0883) [hep-ph]
70. J. Bellm et al., Herwig 7.0/Herwig++ 3.0 release note. *Eur. Phys. J. C* **76**, 196 (2016). <https://doi.org/10.1140/epjc/s10052-016-4018-8>. [arXiv:1512.01178](https://arxiv.org/abs/1512.01178) [hep-ph]
71. L. Harland-Lang, A. Martin, P. Motylinski, R. Thorne, Parton distributions in the LHC era: MMHT 2014 PDFs. *Eur. Phys. J. C* **75**, 204 (2015). <https://doi.org/10.1140/epjc/s10052-015-3397-6>. [arXiv:1412.3989](https://arxiv.org/abs/1412.3989) [hep-ph]
72. J.-P. Blaizot, Y. Mehtar-Tani, Jet structure in heavy ion collisions. *Int. J. Mod. Phys. E* **24**, 1530012 (2015). <https://doi.org/10.1142/S021830131530012X>. [arXiv:1503.05958](https://arxiv.org/abs/1503.05958) [hep-ph]
73. ALICE Collaboration, Two-pion Bose–Einstein correlations in central Pb–Pb collisions at $\sqrt{s_{NN}} = 2.76$ TeV. *Phys. Lett. B* **696**, 328 (2011). <https://doi.org/10.1016/j.physletb.2010.12.053>. [arXiv:1012.4035](https://arxiv.org/abs/1012.4035) [nucl-ex]
74. ATLAS Collaboration, Measurement of the jet radius and transverse momentum dependence of inclusive jet suppression in lead-lead collisions at $\sqrt{s_{NN}} = 2.76$ TeV with the ATLAS detector. *Phys. Lett. B* **719**, 220 (2013). <https://doi.org/10.1016/j.physletb.2013.01.024>. [arXiv:1208.1967](https://arxiv.org/abs/1208.1967) [hep-ex]
75. ATLAS Collaboration, Prompt and non-prompt J/ψ and $\psi(2S)$ suppression at high transverse momentum in 5:02 TeV Pb+Pb collisions with the ATLAS experiment. *Eur. Phys. J. C* **78**, 762 (2018). <https://doi.org/10.1140/epjc/s10052-018-6219-9>. [arXiv:1805.04077](https://arxiv.org/abs/1805.04077) [hep-ex]
76. M.L. Miller, K. Reygers, S.J. Sanders, P. Steinberg, Glauber modeling in high energy nuclear collisions. *Annu. Rev. Nucl. Part. Sci.* **57**, 205 (2007). <https://doi.org/10.1146/annurev.nucl.57.090506.123020> [arXiv:nucl-ex/0701025](https://arxiv.org/abs/nucl-ex/0701025)
77. ATLAS Collaboration, Measurement of the pseudorapidity and transverse momentum dependence of the elliptic flow of charged particles in lead-lead collisions at $\sqrt{s_{NN}} = 2.76$ TeV with the ATLAS detector. *Phys. Lett. B* **707**, 330 (2012). <https://doi.org/10.1016/j.physletb.2011.12.056>. [arXiv:1108.6018](https://arxiv.org/abs/1108.6018) [hep-ex]
78. ATLAS Collaboration, Measurement of the inclusive and dijet cross-sections of b-jets in pp collisions at $\sqrt{s} = 7$ TeV with the ATLAS detector. *Eur. Phys. J. C* **71**, 1846 (2011). <https://doi.org/10.1140/epjc/s10052-011-1846-4>. [arXiv:1109.6833](https://arxiv.org/abs/1109.6833) [hep-ex]
79. ATLAS Collaboration, ATLAS Computing Acknowledgements, *ATL-SOFT-PUB-2021-003*. <https://cds.cern.ch/record/2776662>

ATLAS Collaboration

G. Aad¹⁰¹, B. Abbott¹²⁸, D. C. Abbott¹⁰², A. Abed Abud³⁶, K. Abeling⁵³, D. K. Abhayasinghe⁹³, S. H. Abidi²⁹, O. S. AbouZeid⁴⁰, N. L. Abraham¹⁵⁶, H. Abramowicz¹⁶¹, H. Abreu¹⁶⁰, Y. Abulaiti⁶, B. S. Acharya^{66a,66b,o}, B. Achkar⁵³, L. Adam⁹⁹, C. Adam Bourdarios⁵, L. Adamczyk^{83a}, L. Adamek¹⁶⁶, J. Adelman¹²⁰, A. Adiguzel^{12c,ae}, S. Adorni⁵⁴, T. Adye¹⁴³, A. A. Affolder¹⁴⁵, Y. Afik¹⁶⁰, C. Agapopoulou⁶⁴, M. N. Agaras³⁸, A. Aggarwal¹¹⁸, C. Agheorghiesei^{27c}, J. A. Aguilar-Saavedra^{139a,139f,ad}, A. Ahmad³⁶, F. Ahmadov⁷⁹, W. S. Ahmed¹⁰³, X. Ai¹⁸, G. Aielli^{73a,73b}, S. Akatsuka⁸⁵, M. Akbiyik⁹⁹, T. P. A. Åkesson⁹⁶, E. Akilli⁵⁴, A. V. Akimov¹¹⁰, K. Al Khoury⁶⁴, G. L. Alberghi^{23b}, J. Albert¹⁷⁵, M. J. Alconada Verzini¹⁶¹, S. Alderweireldt³⁶, M. Aleksa³⁶, I. N. Aleksandrov⁷⁹, C. Alexa^{27b}, T. Alexopoulos¹⁰, A. Alfonsi¹¹⁹, F. Alfonsi^{23a,23b}, M. Alhroob¹²⁸, B. Ali¹⁴¹, S. Ali¹⁵⁸, M. Aliev¹⁶⁵, G. Alimonti^{68a}, J. Alison³⁷, C. Allaire³⁶, B. M. M. Allbrooke¹⁵⁶, P. P. Allport²¹, A. Aloisio^{69a,69b}, F. Alonso⁸⁸, C. Alpigianni¹⁴⁸, E. Alunno Camelia^{73a,73b}, M. Alvarez Estevez⁹⁸, M. G. Alvigi^{69a,69b}, Y. Amaral Coutinho^{80b}, A. Ambler¹⁰³, L. Ambroz¹³⁴, C. Amelung³⁶, D. Amidei¹⁰⁵, S. P. Amor Dos Santos^{139a}, S. Amoroso⁴⁶, C. S. Amrouche⁵⁴, C. Anastopoulos¹⁴⁹, N. Andari¹⁴⁴, T. Andeen¹¹, J. K. Anders²⁰, S. Y. Andreev^{45a,45b}, A. Andreazza^{68a,68b}, V. Andrei^{61a}, C. R. Anelli¹⁷⁵, S. Angelidakis⁹, A. Angerami³⁹, A. V. Anisenkov^{121a,121b}, A. Annovi^{71a}, C. Antel⁵⁴, M. T. Anthony¹⁴⁹, E. Antipov¹²⁹, M. Antonelli⁵¹, D. J. A. Antrim¹⁸, F. Anulli^{72a}, M. Aoki⁸¹, J. A. Aparisi Pozo¹⁷³, M. A. Aparo¹⁵⁶, L. Aperio Bella⁴⁶, N. Aranzabal³⁶, V. Araujo Ferraz^{80a}, R. Araujo Pereira^{80b}, C. Arcangeletti⁵¹, A. T. H. Arce⁴⁹, J.-F. Arguin¹⁰⁹, S. Argyropoulos⁵², J.-H. Arling⁴⁶, A. J. Armbruster³⁶, A. Armstrong¹⁷⁰, O. Arnaez¹⁶⁶, H. Arnold¹¹⁹, Z. P. Arrubarrena Tame¹¹³, G. Artoni¹³⁴, H. Asada¹¹⁶, K. Asai¹²⁶, S. Asai¹⁶³, T. Asawatavonvanich¹⁶⁴, N. A. Asbah⁵⁹, E. M. Asimakopoulou¹⁷¹, L. Asquith¹⁵⁶, J. Assahsah^{35d}, K. Assamagan²⁹, R. Astalos^{28a}, R. J. Atkin^{33a}, M. Atkinson¹⁷², N. B. Atlay¹⁹, H. Atmani⁶⁴, P. A. Atlasiddha¹⁰⁵, K. Augsten¹⁴¹, V. A. Austrup¹⁸¹, G. Avolio³⁶, M. K. Ayoub^{15c}, G. Azuelos^{109,al}, D. Babal^{28a}, H. Bachacou¹⁴⁴, K. Bachas¹⁶², F. Backman^{45a,45b}, P. Bagnaia^{72a,72b}, H. Bahrasemani¹⁵², A. J. Bailey¹⁷³, V. R. Bailey¹⁷², J. T. Baines¹⁴³, C. Bakalis¹⁰, O. K. Baker¹⁸², P. J. Bakker¹¹⁹, E. Bakos¹⁶, D. Bakshi Gupta⁸, S. Balaji¹⁵⁷, R. Balasubramanian¹¹⁹, E. M. Baldin^{121a,121b}, P. Balek¹⁷⁹, F. Balli¹⁴⁴, W. K. Balunas¹³⁴, J. Balz⁹⁹, E. Banas⁸⁴, M. Bandieramonte¹³⁸, A. Bandyopadhyay¹⁹, L. Barak¹⁶¹, W. M. Barbe³⁸, E. L. Barberio¹⁰⁴, D. Barberis^{55a,55b}, M. Barbero¹⁰¹, G. Barbour⁹⁴, T. Barillari¹¹⁴, M.-S. Barisits³⁶, J. Barkeloo¹³¹, T. Barklow¹⁵³, B. M. Barnett¹⁴³, R. M. Barnett¹⁸, Z. Barnovska-Blenessy^{60a}, A. Baroncelli^{60a}, G. Barone²⁹, A. J. Barr¹³⁴, L. Barranco Navarro^{45a,45b}, F. Barreiro⁹⁸, J. Barreiro Guimarães da Costa^{15a}, U. Barron¹⁶¹, S. Barsov¹³⁷, F. Bartels^{61a}, R. Bartoldus¹⁵³, G. Bartolini¹⁰¹, A. E. Barton⁸⁹, P. Bartos^{28a}, A. Basalae⁴⁶, A. Basan⁹⁹, A. Bassalat^{64,ai}, M. J. Basso¹⁶⁶, C. R. Basson¹⁰⁰, R. L. Bates⁵⁷, S. Batlamous^{35e}, J. R. Batley³², B. Batool¹⁵¹, M. Battaglia¹⁴⁵, M. Baucé^{72a,72b}, F. Bauer^{144,*}, P. Bauer²⁴, H. S. Bawa³¹, A. Bayirli^{12c}, J. B. Beacham⁴⁹, T. Beau¹³⁵, P. H. Beauchemin¹⁶⁹, F. Becherer⁵², P. Bechtel²⁴, H. P. Beck^{20,q}, K. Becker¹⁷⁷, C. Becot⁴⁶, A. J. Beddall^{12a}, V. A. Bednyakov⁷⁹, C. P. Bee¹⁵⁵, T. A. Beermann¹⁸¹, M. Begalli^{80b}, M. Begen²⁹, A. Behera¹⁵⁵, J. K. Behr⁴⁶, F. Beisiegel²⁴, M. Belfkir⁵, G. Bella¹⁶¹, L. Bellagamba^{23b}, A. Bellerive³⁴, P. Bellos²¹, K. Beloborodov^{121a,121b}, K. Belotskiy¹¹¹, N. L. Belyaev¹¹¹, D. Bencheikroun^{35a}, N. Benekos¹⁰, Y. Benhammou¹⁶¹, D. P. Benjamin⁶, M. Benoit²⁹, J. R. Bensinger²⁶, S. Bentvelsen¹¹⁹, L. Beresford¹³⁴, M. Beretta⁵¹, D. Berge¹⁹, E. Bergeas Kuutmann¹⁷¹, N. Berger⁵, B. Bergmann¹⁴¹, L. J. Bergsten²⁶, J. Beringer¹⁸, S. Berlendis⁷, G. Bernardi¹³⁵, C. Bernius¹⁵³, F. U. Bernlochner²⁴, T. Berry⁹³, P. Berta⁹⁹, A. Berthold⁴⁸, I. A. Bertram⁸⁹, O. Bessidskaia Bylund¹⁸¹, S. Bethke¹¹⁴, A. Betti⁴², A. J. Bevan⁹², S. Bhatta¹⁵⁵, D. S. Bhattacharya¹⁷⁶, P. Bhattarai²⁶, V. S. Bhopatkar⁶, R. Bi¹³⁸, R. M. Bianchi¹³⁸, O. Biebel¹¹³, D. Biedermann¹⁹, R. Bielski³⁶, K. Bierwagen⁹⁹, N. V. Biesuz^{71a,71b}, M. Biglietti^{74a}, T. R. V. Billoud¹⁴¹, M. Bindi⁵³, A. Bingul^{12d}, C. Bini^{72a,72b}, S. Biondi^{23a,23b}, C. J. Birch-sykes¹⁰⁰, M. Birman¹⁷⁹, T. Bisanz³⁶, J. P. Biswal³, D. Biswas^{180,j}, A. Bitadze¹⁰⁰, C. Bittrich⁴⁸, K. Björke¹³³, T. Blazek^{28a}, I. Bloch⁴⁶, C. Blocker²⁶, A. Blue⁵⁷, U. Blumenschein⁹², J. Blumenthal⁹⁹, G. J. Bobbink¹¹⁹, V. S. Bobrovnikov^{121a,121b}, D. Bogavac¹⁴, A. G. Bogdanchikov^{121a,121b}, C. Bohm^{45a}, V. Boisvert⁹³, P. Bokan^{53,171}, T. Bold^{83a}, M. Bomben¹³⁵, M. Bona⁹², J. S. Bonilla¹³¹, M. Boonekamp¹⁴⁴, C. D. Booth⁹³, A. G. Borbély⁵⁷, H. M. Borecka-Bielska⁹⁰, L. S. Borgna⁹⁴, G. Borissov⁸⁹, D. Bortoletto¹³⁴, D. Boscherini^{23b}, M. Bosman¹⁴, J. D. Bossio Sola¹⁰³, K. Bouaouda^{35a}, J. Boudreau⁸⁹, E. V. Bouhova-Thacker⁸⁹, D. Boumediene³⁸, R. Bouquet¹³⁵, A. Boveia¹²⁷, J. Boyd³⁶, D. Boye²⁹, I. R. Boyko⁷⁹, A. J. Bozson⁹³, J. Bracinik²¹, N. Brahimi^{60c,60d}, G. Brandt¹⁸¹, O. Brandt³², F. Braren⁴⁶, B. Brau¹⁰², J. E. Brau¹³¹, W. D. Breaden Madden⁵⁷,

K. Brendlinger⁴⁶, R. Brener¹⁶⁰, L. Brenner³⁶, R. Brenner¹⁷¹, S. Bressler¹⁷⁹, B. Brickwedde⁹⁹,
 D. L. Briglin²¹, D. Britton⁵⁷, D. Britzger¹¹⁴, I. Brock²⁴, R. Brock¹⁰⁶, G. Brooijmans³⁹, W. K. Brooks^{146c},
 E. Brost²⁹, P. A. Bruckman de Renstrom⁸⁴, B. Brüers⁴⁶, D. Bruncko^{28b}, A. Bruni^{23b}, G. Bruni^{23b},
 M. Bruschi^{23b}, N. Brusino^{72a,72b}, L. Bryngemark¹⁵³, T. Buanes¹⁷, Q. Buat¹⁵⁵, P. Buchholz¹⁵¹,
 A. G. Buckley⁵⁷, I. A. Budagov⁷⁹, M. K. Bugge¹³³, O. Bulekov¹¹¹, B. A. Bullard⁵⁹, T. J. Burch¹²⁰,
 S. Burdin⁹⁰, C. D. Burgard⁴⁶, A. M. Burger¹²⁹, B. Burghgrave⁸, J. T. P. Burr⁴⁶, C. D. Burton¹¹,
 J. C. Burzynski¹⁰², V. Büscher⁹⁹, E. Buschmann⁵³, P. J. Bussey⁵⁷, J. M. Butler²⁵, C. M. Buttar⁵⁷,
 J. M. Butterworth⁹⁴, W. Buttinger¹⁴³, C. J. Buxo Vazquez¹⁰⁶, A. R. Buzykaev^{121a,121b}, G. Cabras^{23b},
 S. Cabrera Urbán¹⁷³, D. Caforio⁵⁶, H. Cai¹³⁸, V. M. M. Cairo¹⁵³, O. Cakir^{4a}, N. Calace³⁶, P. Calafiura¹⁸,
 G. Calderini¹³⁵, P. Calfayan⁶⁵, G. Callea⁵⁷, L. P. Caloba^{80b}, A. Caltabiano^{73a,73b}, S. Calvente Lopez⁹⁸,
 D. Calvet³⁸, S. Calvet³⁸, T. P. Calvet¹⁰¹, M. Calvetti^{71a,71b}, R. Camacho Toro¹³⁵, S. Camarda³⁶,
 D. Camarero Munoz⁹⁸, P. Camarri^{73a,73b}, M. T. Camerlingo^{74a,74b}, D. Cameron¹³³, C. Camincher³⁶,
 M. Campanelli⁹⁴, A. Camplani⁴⁰, V. Canale^{69a,69b}, A. Canesse¹⁰³, M. Cano Bret⁷⁷, J. Cantero¹²⁹,
 Y. Cao¹⁷², M. Capua^{41a,41b}, R. Cardarelli^{73a}, F. Cardillo¹⁷³, G. Carducci^{41a,41b}, T. Carli³⁶, G. Carlino^{69a},
 B. T. Carlson¹³⁸, E. M. Carlson^{167a,175}, L. Carminati^{68a,68b}, R. M. D. Carney¹⁵³, S. Caron¹¹⁸, E. Carquin^{146c},
 S. Carrá⁴⁶, G. Carratta^{23a,23b}, J. W. S. Carter¹⁶⁶, T. M. Carter⁵⁰, M. P. Casado^{14.g}, A. F. Casha¹⁶⁶,
 E. G. Castiglia¹⁸², F. L. Castillo¹⁷³, L. Castillo Garcia¹⁴, V. Castillo Gimenez¹⁷³, N. F. Castro^{139a,139c},
 A. Catinaccio³⁶, J. R. Catmore¹³³, A. Cattai³⁶, V. Cavaliere²⁹, V. Cavasinni^{71a,71b}, E. Celebi^{12b},
 F. Celli¹³⁴, K. Cerny¹³⁰, A. S. Cerqueira^{80a}, A. Cerri¹⁵⁶, L. Cerrito^{73a,73b}, F. Cerutti¹⁸, A. Cervelli^{23b},
 S. A. Cetin^{12b}, Z. Chadi^{35a}, D. Chakraborty¹²⁰, J. Chan¹⁸⁰, W. S. Chan¹¹⁹, W. Y. Chan⁹⁰, J. D. Chapman³²,
 B. Chargeishvili^{159b}, D. G. Charlton²¹, T. P. Charman⁹², M. Chatterjee²⁰, C. C. Chau³⁴, S. Chekanov⁶,
 S. V. Chekulaev^{167a}, G. A. Chelkov^{79,ag}, B. Chen⁷⁸, C. Chen^{60a}, C. H. Chen⁷⁸, H. Chen^{15c}, H. Chen²⁹,
 J. Chen^{60a}, J. Chen³⁹, J. Chen²⁶, S. Chen¹³⁶, S. J. Chen^{15c}, X. Chen^{15b}, Y. Chen^{60a}, Y.-H. Chen⁴⁶,
 H. C. Cheng^{62a}, H. J. Cheng^{15a}, A. Cheplakov⁷⁹, E. Cheremushkina¹²², R. Cherkaoui El Moursli^{35e},
 E. Cheu⁷, K. Cheung⁶³, T. J. A. Chevaléras¹⁴⁴, L. Chevalier¹⁴⁴, V. Chiarella⁵¹, G. Chiarelli^{71a},
 G. Chiodini^{67a}, A. S. Chisholm²¹, A. Chitan^{27b}, I. Chiu¹⁶³, Y. H. Chiu¹⁷⁵, M. V. Chizhov⁷⁹,
 K. Choi¹¹, A. R. Chomont^{72a,72b}, Y. Chou¹⁰², Y. S. Chow¹¹⁹, L. D. Christopher^{33f}, M. C. Chu^{62a},
 X. Chu^{15a,15d}, J. Chudoba¹⁴⁰, J. J. Chwastowski⁸⁴, D. Cieri¹¹⁴, K. M. Ciesla⁸⁴, V. Cindro⁹¹,
 I. A. Cioară^{27b}, A. Ciocio¹⁸, F. Ciroto^{69a,69b}, Z. H. Citron^{179.k}, M. Citterio^{68a}, D. A. Ciubotaru^{27b},
 B. M. Ciungu¹⁶⁶, A. Clark⁵⁴, P. J. Clark⁵⁰, S. E. Clawson¹⁰⁰, C. Clement^{45a,45b}, L. Clissa^{23a,23b},
 Y. Coadou¹⁰¹, M. Cobal^{66a,66c}, A. Coccaro^{55b}, J. Cochran⁷⁸, R. Coelho Lopes De Sa¹⁰², H. Cohen¹⁶¹,
 A. E. C. Coimbra³⁶, B. Cole³⁹, J. Collot⁵⁸, P. Conde Muñio^{139a,139h}, S. H. Connell^{33c}, I. A. Connelly⁵⁷,
 F. Conventi^{69a,am}, A. M. Cooper-Sarkar¹³⁴, F. Cormier¹⁷⁴, L. D. Corpe⁹⁴, M. Corradi^{72a,72b}, E. E. Corrigan⁹⁶,
 F. Corriveau^{103,aa}, M. J. Costa¹⁷³, F. Costanza⁵, D. Costanzo¹⁴⁹, G. Cowan⁹³, J. W. Cowley³²,
 J. Crane¹⁰⁰, K. Cranmer¹²⁵, R. A. Creager¹³⁶, S. Crépe-Renaudin⁵⁸, F. Crescioli¹³⁵, M. Cristinziani²⁴,
 M. Cristoforetti^{75a,75b}, V. Croft¹⁶⁹, G. Crosetti^{41a,41b}, A. Cueto⁵, T. Cuhadar Donszelmann¹⁷⁰, H. Cui^{15a,15d},
 A. R. Cukierman¹⁵³, W. R. Cunningham⁵⁷, S. Czekierda⁸⁴, P. Czodrowski³⁶, M. M. Czurylo^{61b},
 M. J. Da Cunha Sargedas De Sousa^{60b}, J. V. Da Fonseca Pinto^{80b}, C. Da Via¹⁰⁰, W. Dabrowski^{83a}, F. Dachs³⁶,
 T. Dado⁴⁷, S. Dahbi^{33f}, T. Dai¹⁰⁵, C. Dallapiccola¹⁰², M. Dam⁴⁰, G. D'amen²⁹, V. D'Amico^{74a,74b},
 J. Damp⁹⁹, J. R. Dandoy¹³⁶, M. F. Daneri³⁰, M. Danninger¹⁵², V. Dao³⁶, G. Darbo^{55b}, O. Dartsis⁵,
 A. Dattagupta¹³¹, S. D'Auria^{68a,68b}, C. David^{167b}, T. Davidek¹⁴², D. R. Davis⁴⁹, I. Dawson¹⁴⁹,
 K. De⁸, R. De Asmundis^{69a}, M. De Beurs¹¹⁹, S. De Castro^{23a,23b}, N. De Groot¹¹⁸, P. de Jong¹¹⁹,
 H. De la Torre¹⁰⁶, A. De Maria^{15c}, D. De Pedis^{72a}, A. De Salvo^{72a}, U. De Sanctis^{73a,73b}, M. De Santis^{73a,73b},
 A. De Santo¹⁵⁶, J. B. De Vivie De Regie⁵⁸, D. V. Dedovich⁷⁹, A. M. Deiana⁴², J. Del Peso⁹⁸, Y. Delabat Diaz⁴⁶,
 D. Delgove⁶⁴, F. Deliot¹⁴⁴, C. M. Delitzsch⁷, M. Della Pietra^{69a,69b}, D. Della Volpe⁵⁴, A. Dell'Acqua³⁶,
 L. Dell'Asta^{73a,73b}, M. Delmastro⁵, C. Delporte⁶⁴, P. A. Delsart⁵⁸, S. Demers¹⁸², M. Demichev⁷⁹,
 G. Demontigny¹⁰⁹, S. P. Denisov¹²², L. D'Erano¹²⁰, D. Derendarz⁸⁴, J. E. Derkaoui^{35d}, F. Derue¹³⁵,
 P. Dervan⁹⁰, K. Desch²⁴, K. Dette¹⁶⁶, C. Deutsch²⁴, P. O. Deviveiros³⁶, F. A. Di Bello^{72a,72b},
 A. Di Ciaccio^{73a,73b}, L. Di Ciaccio⁵, C. Di Donato^{69a,69b}, A. Di Girolamo³⁶, G. Di Gregorio^{71a,71b},
 A. Di Luca^{75a,75b}, B. Di Micco^{74a,74b}, R. Di Nardo^{74a,74b}, R. Di Sipio¹⁶⁶, C. Diaconu¹⁰¹, F. A. Dias¹¹⁹,
 T. Dias Do Vale^{139a}, M. A. Diaz^{146a}, F. G. Diaz Capriles²⁴, J. Dickinson¹⁸, M. Didenko¹⁶⁵, E. B. Diehl¹⁰⁵,
 J. Dietrich¹⁹, S. Díez Cornell⁴⁶, C. Díez Pardo¹⁵¹, A. Dimitrievska¹⁸, W. Ding^{15b}, J. Dingfelder²⁴,
 S. J. Dittmeier^{61b}, F. Dittus³⁶, F. Djama¹⁰¹, T. Djobava^{159b}, J. I. Djuvsland¹⁷, M. A. B. Do Vale¹⁴⁷,

M. Dobre^{27b}, D. Dodsworth²⁶, C. Doglioni⁹⁶, J. Dolejsi¹⁴², Z. Dolezal¹⁴², M. Donadelli^{80c}, B. Dong^{60c}, J. Donini³⁸, A. D'onofrio^{15c}, M. D'Onofrio⁹⁰, J. Dopke¹⁴³, A. Doria^{69a}, M. T. Dova⁸⁸, A. T. Doyle⁵⁷, E. Drechsler¹⁵², E. Dreyer¹⁵², T. Dreyer⁵³, A. S. Drobac¹⁶⁹, D. Du^{60b}, T. A. du Pree¹¹⁹, Y. Duan^{60d}, F. Dubinin¹¹⁰, M. Dubovsky^{28a}, A. Dubreuil⁵⁴, E. Duchovni¹⁷⁹, G. Duckeck¹¹³, O. A. Ducu^{27b,36}, D. Duda¹¹⁴, A. Dudarev³⁶, A. C. Dudder⁹⁹, M. D'uffizi¹⁰⁰, L. Dufflot⁶⁴, M. Dührssen³⁶, C. Dülsen¹⁸¹, M. Dumancic¹⁷⁹, A. E. Dumitriu^{27b}, M. Dunford^{61a}, S. Dungs⁴⁷, A. Duperrin¹⁰¹, H. Duran Yildiz^{4a}, M. Düren⁵⁶, A. Durglishvili^{159b}, B. Dutta⁴⁶, D. Duvnjak¹, G. I. Dyckes¹³⁶, M. Dyndal³⁶, S. Dysch¹⁰⁰, B. S. Dziedzic⁸⁴, M. G. Eggleston⁴⁹, T. Eifert⁸, G. Eigen¹⁷, K. Einsweiler¹⁸, T. Ekelof¹⁷¹, H. El Jarrari^{35e}, A. El Moussaouy^{35a}, V. Ellajosyula¹⁷¹, M. Ellert¹⁷¹, F. Ellinghaus¹⁸¹, A. A. Elliot⁹², N. Ellis³⁶, J. Elmsheuser²⁹, M. Elsing³⁶, D. Emeliyanov¹⁴³, A. Emerman³⁹, Y. Enari¹⁶³, J. Erdmann⁴⁷, A. Ereditato²⁰, P. A. Erland⁸⁴, M. Errenst¹⁸¹, M. Escalier⁶⁴, C. Escobar¹⁷³, O. Estrada Pastor¹⁷³, E. Etzion¹⁶¹, G. Evans^{139a}, H. Evans⁶⁵, M. O. Evans¹⁵⁶, A. Ezhilov¹³⁷, F. Fabbri⁵⁷, L. Fabbri^{23a,23b}, V. Fabiani¹¹⁸, G. Facini¹⁷⁷, R. M. Fakhrutdinov¹²², S. Falciano^{72a}, P. J. Falke²⁴, S. Falke³⁶, J. Faltova¹⁴², Y. Fang^{15a}, Y. Fang^{15a}, G. Fanourakis⁴⁴, M. Fanti^{68a,68b}, M. Faraj^{60c}, A. Farbin⁸, A. Farilla^{74a}, E. M. Farina^{70a,70b}, T. Farooque¹⁰⁶, S. M. Farrington⁵⁰, P. Farthouat³⁶, F. Fassi^{35e}, D. Fassouliotis⁹, M. Fauci Giannelli⁵⁰, W. J. Fawcett³², L. Fayard⁶⁴, O. L. Fedin^{137.p}, M. Feickert¹⁷², L. Feligioni¹⁰¹, A. Fell¹⁴⁹, C. Feng^{60b}, M. Feng⁴⁹, M. J. Fenton¹⁷⁰, A. B. Fenyuk¹²², S. W. Ferguson⁴³, J. Ferrando⁴⁶, A. Ferrari¹⁷¹, P. Ferrari¹¹⁹, R. Ferrari^{70a}, D. Ferrere⁵⁴, C. Ferretti¹⁰⁵, F. Fiedler⁹⁹, A. Filipčić⁹¹, F. Filthaut¹¹⁸, K. D. Finelli²⁵, M. C. N. Fiolhais^{139a,139c,a}, L. Fiorini¹⁷³, F. Fischer¹¹³, W. C. Fisher¹⁰⁶, T. Fitschen²¹, I. Fleck¹⁵¹, P. Fleischmann¹⁰⁵, T. Flick¹⁸¹, B. M. Flierl¹¹³, L. Flores¹³⁶, L. R. Flores Castillo^{62a}, F. M. Follega^{75a,75b}, N. Fomin¹⁷, J. H. Foo¹⁶⁶, G. T. Forcolin^{75a,75b}, B. C. Forland⁶⁵, A. Formica¹⁴⁴, F. A. Förster¹⁴, A. C. Forti¹⁰⁰, E. Fortin¹⁰¹, M. G. Foti¹³⁴, D. Fournier⁶⁴, H. Fox⁸⁹, P. Francavilla^{71a,71b}, S. Francescato^{72a,72b}, M. Franchini^{23a,23b}, S. Franchino^{61a}, D. Francis³⁶, L. Franco⁵, L. Franconi²⁰, M. Franklin⁵⁹, G. Frattari^{72a,72b}, P. M. Freeman²¹, B. Freund¹⁰⁹, W. S. Freund^{80b}, E. M. Freundlich⁴⁷, D. C. Frizzell¹²⁸, D. Froidevaux³⁶, J. A. Frost¹³⁴, M. Fujimoto¹²⁶, E. Fullana Torregrosa¹⁷³, T. Fusayasu¹¹⁵, J. Fuster¹⁷³, A. Gabrielli^{23a,23b}, A. Gabrielli³⁶, P. Gadov¹¹⁴, G. Gagliardi^{55a,55b}, L. G. Gagnon¹⁰⁹, G. E. Gallardo¹³⁴, E. J. Gallas¹³⁴, B. J. Gallop¹⁴³, R. Gamboa Goni⁹², K. K. Gan¹²⁷, S. Ganguly¹⁷⁹, J. Gao^{60a}, Y. Gao⁵⁰, Y. S. Gao^{31.m}, F. M. Garay Walls^{146a}, C. García¹⁷³, J. E. García Navarro¹⁷³, J. A. García Pascual^{15a}, M. Garcia-Sciveres¹⁸, R. W. Gardner³⁷, S. Gargiulo⁵², C. A. Garner¹⁶⁶, V. Garonne¹³³, S. J. Gasiorowski¹⁴⁸, P. Gaspar^{80b}, G. Gaudio^{70a}, P. Gauzzi^{72a,72b}, I. L. Gavrilenko¹¹⁰, A. Gavrilyuk¹²³, C. Gay¹⁷⁴, G. Gaycken⁴⁶, E. N. Gaziz¹⁰, A. A. Geanta^{27b}, C. M. Gee¹⁴⁵, C. N. P. Gee¹⁴³, J. Geisen⁹⁶, M. Geisen⁹⁹, C. Gemme^{55b}, M. H. Genest⁵⁸, C. Geng¹⁰⁵, S. Gentile^{72a,72b}, S. George⁹³, T. Gerialis⁴⁴, L. O. Gerlach⁵³, P. Gessinger-Befurt⁹⁹, G. Gessner⁴⁷, M. Ghasemi Bostanabad¹⁷⁵, M. Ghneimat¹⁵¹, A. Ghosh⁶⁴, A. Ghosh⁷⁷, B. Giacobbe^{23b}, S. Giagu^{72a,72b}, N. Giangiacomi¹⁶⁶, P. Giannetti^{71a}, A. Giannini^{69a,69b}, G. Giannini¹⁴, S. M. Gibson⁹³, M. Gignac¹⁴⁵, D. T. Gil^{83b}, B. J. Gilbert³⁹, D. Gillberg³⁴, G. Gilles¹⁸¹, N. E. K. Gillwald⁴⁶, D. M. Gingrich^{3.al}, M. P. Giordani^{66a,66c}, P. F. Giraud¹⁴⁴, G. Giugliarelli^{66a,66c}, D. Giugni^{68a}, F. Giuli^{73a,73b}, S. Gkaitatzis¹⁶², I. Gkialas^{9.h}, E. L. Gkougkousis¹⁴, P. Gkoutoumis¹⁰, L. K. Gladilin¹¹², C. Glasman⁹⁸, G. R. Gledhill¹³¹, I. Gnesi^{41b,c}, M. Goblirsch-Kolb²⁶, D. Godin¹⁰⁹, S. Goldfarb¹⁰⁴, T. Golling⁵⁴, D. Golubkov¹²², A. Gomes^{139a,139b}, R. Goncalves Gama⁵³, R. Gonçalves^{139a,139c}, G. Gonella¹³¹, L. Gonella²¹, A. Gongadze⁷⁹, F. Gonnella²¹, J. L. Gonski³⁹, S. González de la Hoz¹⁷³, S. Gonzalez Fernandez¹⁴, R. Gonzalez Lopez⁹⁰, C. Gonzalez Renteria¹⁸, R. Gonzalez Suarez¹⁷¹, S. Gonzalez-Sevilla⁵⁴, G. R. Gonzalvo Rodriguez¹⁷³, L. Goossens³⁶, N. A. Gorasia²¹, P. A. Gorbounov¹²³, H. A. Gordon²⁹, B. Gorini³⁶, E. Gorini^{67a,67b}, A. Gorišek⁹¹, A. T. Goshaw⁴⁹, M. I. Gostkin⁷⁹, C. A. Gottardo¹¹⁸, M. Goughri^{35b}, A. G. Goussiou¹⁴⁸, N. Govender^{33c}, C. Goy⁵, I. Grabowska-Bold^{83a}, E. Gramstad¹³³, S. Grancagnolo¹⁹, M. Grandi¹⁵⁶, V. Gratchev¹³⁷, P. M. Gravila^{27f}, F. G. Gravili^{67a,67b}, C. Gray⁵⁷, H. M. Gray¹⁸, C. Grefe²⁴, I. M. Gregor⁴⁶, P. Grenier¹⁵³, K. Grevtsov⁴⁶, C. Grieco¹⁴, N. A. Grieser¹²⁸, A. A. Grillo¹⁴⁵, K. Grimm^{31.l}, S. Grinstein^{14.w}, J.-F. Grivaz⁶⁴, S. Groh⁹⁹, E. Gross¹⁷⁹, J. Grosse-Knetter⁵³, Z. J. Grout⁹⁴, C. Grud¹⁰⁵, A. Grummer¹¹⁷, J. C. Grundy¹³⁴, L. Guan¹⁰⁵, W. Guan¹⁸⁰, C. Gubbels¹⁷⁴, J. Guenther³⁶, J. G. R. Guerrero Rojas¹⁷³, F. Guescini¹¹⁴, D. Guest^{19,76}, R. Gugel⁹⁹, A. Guida⁴⁶, T. Guillemain⁵, S. Guindon³⁶, J. Guo^{60c}, Z. Guo¹⁰¹, R. Gupta⁴⁶, S. Gurbuz²⁴, G. Gustavino¹²⁸, M. Guth⁵², P. Gutierrez¹²⁸, L. F. Gutierrez Zagazeta¹³⁶, C. Gutsche⁹⁴, C. Guyot¹⁴⁴, C. Gwenlan¹³⁴, C. B. Gwilliam⁹⁰, E. S. Haaland¹³³, A. Haas¹²⁵, C. Haber¹⁸, H. K. Hadavand⁸, A. Hadeef⁹⁹, M. Haleem¹⁷⁶, J. Haley¹²⁹, J. J. Hall¹⁴⁹, G. Halladjian¹⁰⁶, G. D. Hallelwell¹⁰¹, K. Hamano¹⁷⁵, H. Hamdaoui^{35e}

M. Hamer²⁴, G. N. Hamity⁵⁰, K. Han^{60a}, L. Han^{15c}, L. Han^{60a}, S. Han¹⁸, Y. F. Han¹⁶⁶, K. Hanagaki^{81,u}, M. Hance¹⁴⁵, M. D. Hank³⁷, R. Hankache¹⁰⁰, E. Hansen⁹⁶, J. B. Hansen⁴⁰, J. D. Hansen⁴⁰, M. C. Hansen²⁴, P. H. Hansen⁴⁰, E. C. Hanson¹⁰⁰, K. Hara¹⁶⁸, T. Harenberg¹⁸¹, S. Harkusha¹⁰⁷, P. F. Harrison¹⁷⁷, N. M. Hartman¹⁵³, N. M. Hartmann¹¹³, Y. Hasegawa¹⁵⁰, A. Hasib⁵⁰, S. Hassani¹⁴⁴, S. Haug²⁰, R. Hauser¹⁰⁶, M. Havranek¹⁴¹, C. M. Hawkes²¹, R. J. Hawkins³⁶, S. Hayashida¹¹⁶, D. Hayden¹⁰⁶, C. Hayes¹⁰⁵, R. L. Hayes¹⁷⁴, C. P. Hays¹³⁴, J. M. Hays⁹², H. S. Hayward⁹⁰, S. J. Haywood¹⁴³, F. He^{60a}, Y. He¹⁶⁴, M. P. Heath⁵⁰, V. Hedberg⁹⁶, A. L. Heggelund¹³³, N. D. Hehir⁹², C. Heidegger⁵², K. K. Heidegger⁵², W. D. Heidorn⁷⁸, J. Heilman³⁴, S. Heim⁴⁶, T. Heim¹⁸, B. Heinemann^{46,aj}, J. G. Heinlein¹³⁶, J. J. Heinrich¹³¹, L. Heinrich³⁶, J. Hejbal¹⁴⁰, L. Helary⁴⁶, A. Held¹²⁵, S. Hellesund¹³³, C. M. Helling¹⁴⁵, S. Hellman^{45a,45b}, C. Helsens³⁶, R. C. W. Henderson⁸⁹, L. Henkelmann³², A. M. Henriques Correia³⁶, H. Herde¹⁵³, Y. Hernández Jiménez^{33f}, H. Herr⁹⁹, M. G. Herrmann¹¹³, T. Herrmann⁴⁸, G. Herten⁵², R. Hertenberger¹¹³, L. Hervas³⁶, N. P. Hessey^{167a}, H. Hibi⁸², S. Higashino⁸¹, E. Higón-Rodríguez¹⁷³, K. Hildebrand³⁷, J. C. Hill³², K. K. Hill²⁹, K. H. Hiller⁴⁶, S. J. Hillier²¹, M. Hils⁴⁸, I. Hinchliffe¹⁸, F. Hinterkeuser²⁴, M. Hirose¹³², S. Hirose¹⁶⁸, D. Hirschbuehl¹⁸¹, B. Hiti⁹¹, O. Hladik¹⁴⁰, J. Hobbs¹⁵⁵, R. Hobincu^{27e}, N. Hod¹⁷⁹, M. C. Hodgkinson¹⁴⁹, A. Hoecker³⁶, D. Hohn⁵², D. Hohov⁶⁴, T. Holm²⁴, T. R. Holmes³⁷, M. Holzbock¹¹⁴, L. B. A. H. Hommels³², T. M. Hong¹³⁸, J. C. Honig⁵², A. Hönle¹¹⁴, B. H. Hooberman¹⁷², W. H. Hopkins⁶, Y. Horii¹¹⁶, P. Horn⁴⁸, L. A. Horyn³⁷, S. Hou¹⁵⁸, J. Howarth⁵⁷, J. Hoya⁸⁸, M. Hrabovsky¹³⁰, A. Hrynevich¹⁰⁸, T. Hryn'ova⁵, P. J. Hsu⁶³, S.-C. Hsu¹⁴⁸, Q. Hu³⁹, S. Hu^{60c}, Y. F. Hu^{15a,15d,an}, D. P. Huang⁹⁴, X. Huang^{15c}, Y. Huang^{60a}, Y. Huang^{15a}, Z. Hubacek¹⁴¹, F. Hubaut¹⁰¹, M. Huebner²⁴, F. Huegging²⁴, T. B. Huffman¹³⁴, M. Huhtinen³⁶, R. Hulsken⁵⁸, R. F. H. Hunter³⁴, N. Huseynov^{79,ab}, J. Huston¹⁰⁶, J. Huth⁵⁹, R. Hyneman¹⁵³, S. Hyrych^{28a}, G. Iacobucci⁵⁴, G. Iakovidis²⁹, I. Ibragimov¹⁵¹, L. Iconomidou-Fayard⁶⁴, P. Iengo³⁶, R. Ignazzi⁴⁰, R. Iguchi¹⁶³, T. Iizawa⁵⁴, Y. Ikegami⁸¹, A. Ilg²⁰, N. Ilic¹⁶⁶, H. Imam^{35a}, G. Introzzi^{70a,70b}, M. Iodice^{74a}, K. Iordanidou^{167a}, V. Ippolito^{72a,72b}, M. F. Isacson¹⁷¹, M. Ishino¹⁶³, W. Islam¹²⁹, C. Issever^{19,46}, S. Istin^{12c}, J. M. Iturbe Ponce^{62a}, R. Iuppa^{75a,75b}, A. Ivina¹⁷⁹, J. M. Izen⁴³, V. Izzo^{69a}, P. Jacka¹⁴⁰, P. Jackson¹, R. M. Jacobs⁴⁶, B. P. Jaeger¹⁵², G. Jäkel¹⁸¹, K. B. Jakobi⁹⁹, K. Jakobs⁵², T. Jakoubek¹⁷⁹, J. Jamieson⁵⁷, K. W. Janas^{83a}, R. Jansky⁵⁴, P. A. Janus^{83a}, G. Jarlskog⁹⁶, A. E. Jaspán⁹⁰, N. Javadov^{79,ab}, T. Javůrek³⁶, M. Javurkova¹⁰², F. Jeanneau¹⁴⁴, L. Jeanty¹³¹, J. Jejelava^{159a,ac}, P. Jenni^{52,d}, S. Jézéquel⁵, J. Jia¹⁵⁵, Z. Jia^{15c}, Y. Jiang^{60a}, S. Jiggins⁵², F. A. Jimenez Morales³⁸, J. Jimenez Pena¹¹⁴, S. Jin^{15c}, A. Jinaru^{27b}, O. Jinnouchi¹⁶⁴, H. Jivan^{33f}, P. Johansson¹⁴⁹, K. A. Johns⁷, C. A. Johnson⁶⁵, E. Jones¹⁷⁷, R. W. L. Jones⁸⁹, S. D. Jones¹⁵⁶, T. J. Jones⁹⁰, J. Jovicevic³⁶, X. Ju¹⁸, J. J. Jungbuerth¹¹⁴, A. Juste Rozas^{14,w}, A. Kaczmarska⁸⁴, M. Kado^{72a,72b}, H. Kagan¹²⁷, M. Kagan¹⁵³, A. Kahn³⁹, C. Kahra⁹⁹, T. Kaji¹⁷⁸, E. Kajomovitz¹⁶⁰, C. W. Kalderon²⁹, A. Kaluza⁹⁹, A. Kamenshchikov¹²², M. Kaneda¹⁶³, N. J. Kang¹⁴⁵, S. Kang⁷⁸, Y. Kano¹¹⁶, J. Kanzaki⁸¹, D. Kar^{33f}, K. Karava¹³⁴, M. J. Kareem^{167b}, I. Karkanas¹⁶², S. N. Karpov⁷⁹, Z. M. Karpova⁷⁹, V. Kartvelishvili⁸⁹, A. N. Karyukhin¹²², E. Kasimi¹⁶², C. Kato^{60d}, J. Katzy⁴⁶, K. Kawade¹⁵⁰, K. Kawagoe⁸⁷, T. Kawaguchi¹¹⁶, T. Kawamoto¹⁴⁴, G. Kawamura⁵³, E. F. Kay¹⁷⁵, F. I. Kaya¹⁶⁹, S. Kazakos¹⁴, V. F. Kazanin^{121a,121b}, Y. Ke¹⁵⁵, J. M. Keaveney^{33a}, R. Keeler¹⁷⁵, J. S. Keller³⁴, D. Kelsey¹⁵⁶, J. J. Kempster²¹, J. Kendrick²¹, K. E. Kennedy³⁹, O. Kepka¹⁴⁰, S. Kersten¹⁸¹, B. P. Kerševan⁹¹, S. Ketabchi Haghighat¹⁶⁶, F. Khalil-Zada¹³, M. Khandoga¹⁴⁴, A. Khanov¹²⁹, A. G. Kharlamov^{121a,121b}, T. Kharlamova^{121a,121b}, E. E. Khoda¹⁷⁴, T. J. Khoo^{19,76}, G. Khoriauli¹⁷⁶, E. Khramov⁷⁹, J. Khubua^{159b}, S. Kido⁸², M. Kiehn³⁶, A. Kilgallon¹³¹, E. Kim¹⁶⁴, Y. K. Kim³⁷, N. Kimura⁹⁴, A. Kirchhoff⁵³, D. Kirchmeier⁴⁸, J. Kirk¹⁴³, A. E. Kiryunin¹¹⁴, T. Kishimoto¹⁶³, D. P. Kisliuk¹⁶⁶, V. Kitali⁴⁶, C. Kitsaki¹⁰, O. Kivernyk²⁴, T. Klapdor-Kleingrothaus⁵², M. Klassen^{61a}, C. Klein³⁴, L. Klein¹⁷⁶, M. H. Klein¹⁰⁵, M. Klein⁹⁰, U. Klein⁹⁰, P. Klimek³⁶, A. Klimentov²⁹, F. Klimpel³⁶, T. Klingl²⁴, T. Klioutchnikova³⁶, F. F. Klitzner¹¹³, P. Kluit¹¹⁹, S. Kluth¹¹⁴, E. Kneringer⁷⁶, A. Knue⁵², D. Kobayashi⁸⁷, M. Kobel⁴⁸, M. Kocian¹⁵³, T. Kodama¹⁶³, P. Kodys¹⁴², D. M. Koeck¹⁵⁶, P. T. Koenig²⁴, T. Koffas³⁴, N. M. Köhler³⁶, M. Kolb¹⁴⁴, I. Koletsou⁵, T. Komarek¹³⁰, K. Köneke⁵², A. X. Y. Kong¹, T. Kono¹²⁶, V. Konstantinides⁹⁴, N. Konstantinidis⁹⁴, B. Konya⁹⁶, R. Kopeliansky⁶⁵, S. Koperny^{83a}, K. Korcyl⁸⁴, K. Kordas¹⁶², G. Koren¹⁶¹, A. Korn⁹⁴, I. Korolkov¹⁴, E. V. Korolkova¹⁴⁹, N. Korotkova¹¹², O. Kortner¹¹⁴, S. Kortner¹¹⁴, V. V. Kostyukhin^{149,165}, A. Kotsukechagia⁶⁴, A. Kotwal⁴⁹, A. Koulouris¹⁰, A. Kourkouveli-Charalampidi^{70a,70b}, C. Kourkouvelis⁹, E. Kourlitis⁶, R. Kowalewski¹⁷⁵, W. Kozanecki¹⁴⁴, A. S. Kozhin¹²², V. A. Kramarenko¹¹², G. Kramberger⁹¹, D. Krasnopevtsev^{60a}, M. W. Krasny¹³⁵, A. Krasznahorkay³⁶, J. A. Kremer⁹⁹, J. Kretschmar⁹⁰, K. Kreul¹⁹, P. Krieger¹⁶⁶, F. Krieter¹¹³, S. Krishnamurthy¹⁰², A. Krishnan^{61b}

M. Krivos¹⁴², K. Krizka¹⁸, K. Kroeninger⁴⁷, H. Kroha¹¹⁴, J. Kroll¹⁴⁰, J. Kroll¹³⁶, K. S. Krowpman¹⁰⁶, U. Kruchonak⁷⁹, H. Krüger²⁴, N. Krumnack⁷⁸, M. C. Kruse⁴⁹, J. A. Krzysiak⁸⁴, A. Kubota¹⁶⁴, O. Kuchinskaia¹⁶⁵, S. Kuday^{4b}, D. Kuechler⁴⁶, J. T. Kuechler⁴⁶, S. Kuehn³⁶, T. Kuhl⁴⁶, V. Kukhtin⁷⁹, Y. Kulchitsky^{107.af}, S. Kuleshov^{146c}, Y. P. Kulinich¹⁷², M. Kumar^{33f}, M. Kuna⁵⁸, A. Kupco¹⁴⁰, T. Kupfer⁴⁷, O. Kuprash⁵², H. Kurashige⁸², L. L. Kurchaninov^{167a}, Y. A. Kurochkin¹⁰⁷, A. Kurova¹¹¹, M. G. Kurth^{15a,15d}, E. S. Kuwertz³⁶, M. Kuze¹⁶⁴, A. K. Kvam¹⁴⁸, J. Kvita¹³⁰, T. Kwan¹⁰³, C. Lacasta¹⁷³, F. Lacava^{72a,72b}, D. P. J. Lack¹⁰⁰, H. Lacker¹⁹, D. Lacour¹³⁵, E. Ladygin⁷⁹, R. Lafaye⁵, B. Laforge¹³⁵, T. Lagouri^{146d}, S. Lai⁵³, I. K. Lakomicz^{83a}, J. E. Lambert¹²⁸, S. Lammers⁶⁵, W. Lampl⁷, C. Lampoudis¹⁶², E. Lançon²⁹, U. Landgraf⁵², M. P. J. Landon⁹², V. S. Lang⁵², J. C. Lange⁵³, R. J. Langenberg¹⁰², A. J. Lankford¹⁷⁰, F. Lanni²⁹, K. Lantzsch²⁴, A. Lanza^{70a}, A. Lapertosa^{55a,55b}, J. F. Laporte¹⁴⁴, T. Lari^{68a}, F. Lasagni Manghi^{23b}, M. Lassnig³⁶, V. Latonova¹⁴⁰, T. S. Lau^{62a}, A. Laudrain⁹⁹, A. Laurier³⁴, M. Lavourga^{69a,69b}, S. D. Lawlor⁹³, M. Lazzaroni^{68a,68b}, B. Le¹⁰⁰, A. Lebedev⁷⁸, M. LeBlanc⁷, T. LeCompte⁶, F. Ledroit-Guillon⁵⁸, A. C. A. Lee⁹⁴, C. A. Lee²⁹, G. R. Lee¹⁷, L. Lee⁵⁹, S. C. Lee¹⁵⁸, S. Lee⁷⁸, L. L. Leeuw^{33c}, B. Lefebvre^{167a}, H. P. Lefebvre⁹³, M. Lefebvre¹⁷⁵, C. Leggett¹⁸, K. Lehmann¹⁵², N. Lehmann²⁰, G. Lehmann Miotto³⁶, W. A. Leight⁴⁶, A. Leisos^{162.v}, M. A. L. Leite^{80c}, C. E. Leitgeb¹¹³, R. Leitner¹⁴², K. J. C. Leney⁴², T. Lenz²⁴, S. Leone^{71a}, C. Leonidopoulos⁵⁰, A. Leopold¹³⁵, C. Leroy¹⁰⁹, R. Les¹⁰⁶, C. G. Lester³², M. Levchenko¹³⁷, J. Levêque⁵, D. Levin¹⁰⁵, L. J. Levinson¹⁷⁹, D. J. Lewis²¹, B. Li^{15b}, B. Li¹⁰⁵, C.-Q. Li^{60c,60d}, F. Li^{60c}, H. Li^{60a}, H. Li^{60b}, J. Li^{60c}, K. Li¹⁴⁸, L. Li^{60c}, M. Li^{15a,15d}, Q. Y. Li^{60a}, S. Li^{60c,60d,b}, X. Li⁴⁶, Y. Li⁴⁶, Z. Li^{60b}, Z. Li¹³⁴, Z. Li¹⁰³, Z. Li⁹⁰, Z. Liang^{15a}, M. Liberatore⁴⁶, B. Liberti^{73a}, K. Lie^{62c}, C. Y. Lin³², K. Lin¹⁰⁶, R. A. Linck⁶⁵, R. E. Lindley⁷, J. H. Lindon²¹, A. Lins⁴⁶, A. L. Lioni⁵⁴, E. Lipeles¹³⁶, A. Lipniacka¹⁷, T. M. Liss^{172.ak}, A. Lister¹⁷⁴, J. D. Little⁸, B. Liu^{15a}, B. X. Liu¹⁵², J. B. Liu^{60a}, J. K. K. Liu³⁷, K. Liu^{60c,60d}, M. Liu^{60a}, M. Y. Liu^{60a}, P. Liu^{15a}, X. Liu^{60a}, Y. Liu⁴⁶, Y. Liu^{15a,15d}, Y. L. Liu¹⁰⁵, Y. W. Liu^{60a}, M. Livan^{70a,70b}, A. Lleres⁵⁸, J. Llorente Merino¹⁵², S. L. Lloyd⁹², E. M. Lobodzinska⁴⁶, P. Loch⁷, S. Loffredo^{73a,73b}, T. Lohse¹⁹, K. Lohwasser¹⁴⁹, M. Lokajicek¹⁴⁰, J. D. Long¹⁷², R. E. Long⁸⁹, I. Longarini^{72a,72b}, L. Longo³⁶, R. Longo¹⁷², I. Lopez Paz¹⁰⁰, A. Lopez Solis¹⁴⁹, J. Lorenz¹¹³, N. Lorenzo Martinez⁵, A. M. Lory¹¹³, A. Lösle⁵², X. Lou^{45a,45b}, X. Lou^{15a}, A. Lounis⁶⁴, J. Love⁶, P. A. Love⁸⁹, J. J. Lozano Bahilo¹⁷³, M. Lu^{60a}, S. Lu¹³⁶, Y. J. Lu⁶³, H. J. Lubatti¹⁴⁸, C. Luci^{72a,72b}, F. L. Lucio Alves^{15c}, A. Lucotte⁵⁸, F. Luehring⁶⁵, I. Luise¹⁵⁵, L. Luminari^{72a}, B. Lund-Jensen¹⁵⁴, N. A. Luongo¹³¹, M. S. Lutz¹⁶¹, D. Lynn²⁹, H. Lyons⁹⁰, R. Lysak¹⁴⁰, E. Lytken⁹⁶, F. Lyu^{15a}, V. Lyubushkin⁷⁹, T. Lyubushkina⁷⁹, H. Ma²⁹, L. L. Ma^{60b}, Y. Ma⁹⁴, D. M. Mac Donell¹⁷⁵, G. Maccarrone⁵¹, C. M. Macdonald¹⁴⁹, J. C. MacDonald¹⁴⁹, J. Machado Miguens¹³⁶, R. Madar³⁸, W. F. Mader⁴⁸, M. Madugoda Ralalage Don¹²⁹, N. Madysa⁴⁸, J. Maeda⁸², T. Maeno²⁹, M. Maerker⁴⁸, V. Magerl⁵², J. Magro^{66a,66c.r}, D. J. Mahon³⁹, C. Maidantchik^{80b}, A. Maio^{139a,139b,139d}, K. Maj^{83a}, O. Majersky^{28a}, S. Majewski¹³¹, N. Makovec⁶⁴, B. Malaescu¹³⁵, Pa. Malecki⁸⁴, V. P. Maleev¹³⁷, F. Malek⁵⁸, D. Malito^{41a,41b}, U. Mallik⁷⁷, C. Malone³², S. Maltezos¹⁰, S. Malyukov⁷⁹, J. Mamuzic¹⁷³, G. Mancini⁵¹, J. P. Mandalia⁹², I. Mandić⁹¹, L. Manhaes de Andrade Filho^{80a}, I. M. Maniatis¹⁶², J. Manjarres Ramos⁴⁸, K. H. Mankinen⁹⁶, A. Mann¹¹³, A. Manousos⁷⁶, B. Mansoulie¹⁴⁴, I. Manthos¹⁶², S. Manzoni¹¹⁹, A. Marantis^{162.v}, L. Marchese¹³⁴, G. Marchiori¹³⁵, M. Marcisovsky¹⁴⁰, L. Maccoccia^{73a,73b}, C. Marcon⁹⁶, M. Marjanovic¹²⁸, Z. Marshall¹⁸, M. U. F. Martensson¹⁷¹, S. Marti-Garcia¹⁷³, T. A. Martin¹⁷⁷, V. J. Martin⁵⁰, B. Martin dit Latour¹⁷, L. Martinelli^{74a,74b}, M. Martinez^{14.w}, P. Martinez Agullo¹⁷³, V. I. Martinez Outschoorn¹⁰², S. Martin-Haugh¹⁴³, V. S. Martoiu^{27b}, A. C. Martyniuk⁹⁴, A. Marzin³⁶, S. R. Maschek¹¹⁴, L. Masetti⁹⁹, T. Mashimo¹⁶³, R. Mashinistov¹¹⁰, J. Masik¹⁰⁰, A. L. Maslennikov^{121a,121b}, L. Massa^{23b}, P. Massarotti^{69a,69b}, P. Mastrandrea^{71a,71b}, A. Mastroberardino^{41a,41b}, T. Masubuchi¹⁶³, D. Matakias²⁹, T. Mathisen¹⁷¹, A. Matic¹¹³, N. Matsuzawa¹⁶³, J. Maurer^{27b}, B. Maček⁹¹, D. A. Maximov^{121a,121b}, R. Mazini¹⁵⁸, I. Maznas¹⁶², S. M. Mazza¹⁴⁵, C. Mc Ginn²⁹, J. P. Mc Gowan¹⁰³, S. P. Mc Kee¹⁰⁵, T. G. McCarthy¹¹⁴, W. P. McCormack¹⁸, E. F. McDonald¹⁰⁴, A. E. McDougall¹¹⁹, J. A. Mcfayden¹⁸, G. Mchedlidze^{159b}, M. A. McKay⁴², K. D. McLean¹⁷⁵, S. J. McMahan¹⁴³, P. C. McNamara¹⁰⁴, C. J. McNicol¹⁷⁷, R. A. McPherson^{175.aa}, J. E. Mdhului^{33f}, Z. A. Meadows¹⁰², S. Meehan³⁶, T. Megy³⁸, S. Mehlhase¹¹³, A. Mehta⁹⁰, B. Meirose⁴³, D. Melini¹⁶⁰, B. R. Mellado Garcia^{33f}, F. Meloni⁴⁶, A. Melzer²⁴, E. D. Mendes Gouveia^{139a,139e}, A. M. Mendes Jacques Da Costa²¹, H. Y. Meng¹⁶⁶, L. Meng³⁶, S. Menke¹¹⁴, E. Meoni^{41a,41b}, S. Mergelmeyer¹⁹, S. A. M. Merkt¹³⁸, C. Merlassino¹³⁴, P. Mermod^{54.*}, L. Merola^{69a,69b}, C. Meroni^{68a}, G. Merz¹⁰⁵, O. Meshkov^{110,112}, J. K. R. Meshreki¹⁵¹, J. Metcalfe⁶, A. S. Mete⁶, C. Meyer⁶⁵, J.-P. Meyer¹⁴⁴

M. Michetti¹⁹, R. P. Middleton¹⁴³, L. Mijović⁵⁰, G. Mikenberg¹⁷⁹, M. Mikesikova¹⁴⁰, M. Mikuž⁹¹, H. Mildner¹⁴⁹, A. Milic¹⁶⁶, C. D. Milke⁴², D. W. Miller³⁷, L. S. Miller³⁴, A. Milov¹⁷⁹, D. A. Milstead^{45a,45b}, A. A. Minaenko¹²², I. A. Minashvili^{159b}, L. Mince⁵⁷, A. I. Mincer¹²⁵, B. Mindur^{83a}, M. Mineev⁷⁹, Y. Minegishi¹⁶³, Y. Mino⁸⁵, L. M. Mir¹⁴, M. Mironova¹³⁴, T. Mitani¹⁷⁸, J. Mitrevski¹¹³, V. A. Mitsou¹⁷³, M. Mittal^{60c}, O. Miu¹⁶⁶, A. Miucci²⁰, P. S. Miyagawa⁹², A. Mizukami⁸¹, J. U. Mjörnmark⁹⁶, T. Mkrtchyan^{61a}, M. Mlynarikova¹²⁰, T. Moa^{45a,45b}, S. Mobius⁵³, K. Mochizuki¹⁰⁹, P. Moder⁴⁶, P. Mogg¹¹³, S. Mohapatra³⁹, G. Mokgatitswane^{33f}, B. Mondal¹⁵¹, S. Mondal¹⁴¹, K. Mönig⁴⁶, E. Monnier¹⁰¹, A. Montalbano¹⁵², J. Montejó Berlingen³⁶, M. Montella⁹⁴, F. Monticelli⁸⁸, N. Morange⁶⁴, A. L. Moreira De Carvalho^{139a}, M. Moreno Llácer¹⁷³, C. Moreno Martinez¹⁴, P. Morettini^{55b}, M. Morgenstern¹⁶⁰, S. Morgenstern¹⁷⁷, D. Mori¹⁵², M. Morii⁵⁹, M. Morinaga¹⁷⁸, V. Morisbak¹³³, A. K. Morley³⁶, A. P. Morris⁹⁴, L. Morvaj³⁶, P. Moschovakos³⁶, B. Moser¹¹⁹, M. Mosidze^{159b}, T. Moskalets¹⁴⁴, P. Moskvitina¹¹⁸, J. Moss^{31.n}, E. J. W. Moyse¹⁰², S. Muanza¹⁰¹, J. Mueller¹³⁸, D. Muenstermann⁸⁹, G. A. Mullier⁹⁶, J. J. Mullin¹³⁶, D. P. Mungo^{68a,68b}, J. L. Munoz Martinez¹⁴, F. J. Munoz Sanchez¹⁰⁰, P. Murin^{28b}, W. J. Murray^{143,177}, A. Murrone^{68a,68b}, J. M. Muse¹²⁸, M. Muškinja¹⁸, C. Mwewa^{33a}, A. G. Myagkov^{122.ag}, A. A. Myers¹³⁸, G. Myers⁶⁵, J. Myers¹³¹, M. Myska¹⁴¹, B. P. Nachman¹⁸, O. Nackenhorst⁴⁷, A. Nag Nag⁴⁸, K. Nagai¹³⁴, K. Nagano⁸¹, J. L. Nagle²⁹, E. Nagy¹⁰¹, A. M. Nairz³⁶, Y. Nakahama¹¹⁶, K. Nakamura⁸¹, H. Nanjo¹³², F. Napolitano^{61a}, R. F. Naranjo Garcia⁴⁶, R. Narayan⁴², I. Naryshkin¹³⁷, M. Naseri³⁴, T. Naumann⁴⁶, G. Navarro^{22a}, J. Navarro-Gonzalez¹⁷³, P. Y. Nechaeva¹¹⁰, F. Nechansky⁴⁶, T. J. Neep²¹, A. Negri^{70a,70b}, M. Negrini^{23b}, C. Nellist¹¹⁸, C. Nelson¹⁰³, K. Nelson¹⁰⁵, M. E. Nelson^{45a,45b}, S. Nemecek¹⁴⁰, M. Nessi^{36.f}, M. S. Neubauer¹⁷², F. Neuhaus⁹⁹, M. Neumann¹⁸¹, R. Newhouse¹⁷⁴, P. R. Newman²¹, C. W. Ng¹³⁸, Y. S. Ng¹⁹, Y. W. Y. Ng¹⁷⁰, B. Ngair^{35e}, H. D. N. Nguyen¹⁰¹, T. Nguyen Manh¹⁰⁹, E. Nibigira³⁸, R. B. Nickerson¹³⁴, R. Nicolaidou¹⁴⁴, D. S. Nielsen⁴⁰, J. Nielsen¹⁴⁵, M. Niemeyer⁵³, N. Nikiforou¹¹, V. Nikolaenko^{122.ag}, I. Nikolic-Audit¹³⁵, K. Nikolopoulos²¹, P. Nilsson²⁹, H. R. Nindhito⁵⁴, A. Nisati^{72a}, N. Nishu^{60c}, R. Nisius¹¹⁴, I. Nitsche⁴⁷, T. Nitta¹⁷⁸, T. Nobe¹⁶³, D. L. Noel³², Y. Noguchi⁸⁵, I. Nomidis¹³⁵, M. A. Nomura²⁹, R. R. B. Norisam⁹⁴, J. Novak⁹¹, T. Novak⁹¹, O. Novgorodova⁴⁸, R. Novotny¹¹⁷, L. Nozka¹³⁰, K. Ntekas¹⁷⁰, E. Nurse⁹⁴, F. G. Oakham^{34.al}, J. Ocariz¹³⁵, A. Ochi⁸², I. Ochoa^{139a}, J. P. Ochoa-Ricoux^{146a}, K. O'Connor²⁶, S. Oda⁸⁷, S. Odaka⁸¹, S. Oerdek⁵³, A. Ogrodnik^{83a}, A. Oh¹⁰⁰, C. C. Ohm¹⁵⁴, H. Oide¹⁶⁴, R. Oishi¹⁶³, M. L. Ojeda¹⁶⁶, Y. Okazaki⁸⁵, M. W. O'Keefe⁹⁰, Y. Okumura¹⁶³, A. Olariu^{27b}, L. F. Oleiro Seabra^{139a}, S. A. Olivares Pino^{146a}, D. Oliveira Damazio²⁹, J. L. Oliver¹, M. J. R. Olsson¹⁷⁰, A. Olszewski⁸⁴, J. Olszowska⁸⁴, Ö. O. Öncel²⁴, D. C. O'Neil¹⁵², A. P. O'Neill¹³⁴, A. Onofre^{139a,139c}, P. U. E. Onyisi¹¹, H. Oppen¹³³, R. G. Oreamuno Madriz¹²⁰, M. J. Oreglia³⁷, G. E. Orellana⁸⁸, D. Orestano^{74a,74b}, N. Orlando¹⁴, R. S. Orr¹⁶⁶, V. O'Shea⁵⁷, R. Ospanov^{60a}, G. Otero y Garzon³⁰, H. Otono⁸⁷, P. S. Ott^{61a}, G. J. Ottino¹⁸, M. Ouchrif^{35d}, J. Ouellette²⁹, F. Ould-Saada¹³³, A. Ouraou^{144,*}, Q. Ouyang^{15a}, M. Owen⁵⁷, R. E. Owen¹⁴³, V. E. Ozcan^{12c}, N. Ozturk⁸, J. Pacalt¹³⁰, H. A. Pacey³², K. Pachal⁴⁹, A. Pacheco Pages¹⁴, C. Padilla Aranda¹⁴, S. Pagan Griso¹⁸, G. Palacino⁶⁵, S. Palazzo⁵⁰, S. Palestini³⁶, M. Palka^{83b}, P. Palmi^{83a}, D. K. Panchal¹¹, C. E. Pandini⁵⁴, J. G. Panduro Vazquez⁹³, P. Pani⁴⁶, G. Panizzo^{66a,66c}, L. Paolozzi⁵⁴, C. Papadatos¹⁰⁹, S. Parajuli⁴², A. Paramonov⁶, C. Paraskevopoulos¹⁰, D. Paredes Hernandez^{62b}, S. R. Paredes Saenz¹³⁴, B. Parida¹⁷⁹, T. H. Park¹⁶⁶, A. J. Parker³¹, M. A. Parker³², F. Parodi^{55a,55b}, E. W. Parrish¹²⁰, J. A. Parsons³⁹, U. Parzefall⁵², L. Pascual Dominguez¹³⁵, V. R. Pascuzzi¹⁸, J. M. P. Pasner¹⁴⁵, F. Pasquali¹¹⁹, E. Pasqualucci^{72a}, S. Passaggio^{55b}, F. Pastore⁹³, P. Pasuwan^{45a,45b}, J. R. Pater¹⁰⁰, A. Pathak^{180.j}, J. Patton⁹⁰, T. Pauly³⁶, J. Pearkes¹⁵³, M. Pedersen¹³³, L. Pedraza Diaz¹¹⁸, R. Pedro^{139a}, T. Peiffer⁵³, S. V. Peleganchuk^{121a,121b}, O. Penc¹⁴⁰, C. Peng^{62b}, H. Peng^{60a}, M. Penzin¹⁶⁵, B. S. Peralva^{80a}, M. M. Perego⁶⁴, A. P. Pereira Peixoto^{139a}, L. Pereira Sanchez^{45a,45b}, D. V. Perepelitsa²⁹, E. Perez Codina^{167a}, L. Perini^{68a,68b}, H. Pernegger³⁶, S. Perrella³⁶, A. Perrevoort¹¹⁹, K. Peters⁴⁶, R. F. Y. Peters¹⁰⁰, B. A. Petersen³⁶, T. C. Petersen⁴⁰, E. Petit¹⁰¹, V. Petousis¹⁴¹, C. Petridou¹⁶², P. Petroff⁶⁴, F. Petrucci^{74a,74b}, M. Pettee¹⁸², N. E. Pettersson¹⁰², K. Petukhova¹⁴², A. Peyaud¹⁴⁴, R. Pezoa^{146c}, L. Pezzotti^{70a,70b}, G. Pezzullo¹⁸², T. Pham¹⁰⁴, P. W. Phillips¹⁴³, M. W. Phipps¹⁷², G. Piacquadio¹⁵⁵, E. Pianori¹⁸, A. Picazio¹⁰², R. Piegaia³⁰, D. Pietreanu^{27b}, J. E. Pilcher³⁷, A. D. Pilkington¹⁰⁰, M. Pinamonti^{66a,66c}, J. L. Pinfeld³, C. Pitman Donaldson⁹⁴, L. Pizzimento^{73a,73b}, A. Pizzini¹¹⁹, M.-A. Pleier²⁹, V. Plesanovs⁵², V. Pleskot¹⁴², E. Plotnikova⁷⁹, P. Podberezko^{121a,121b}, R. Poettgen⁹⁶, R. Poggi⁵⁴, L. Poggioli¹³⁵, I. Pogrebnyak¹⁰⁶, D. Pohl²⁴, I. Pokharel⁵³, G. Polesello^{70a}, A. Poley^{152,167a}, A. Policicchio^{72a,72b}, R. Polifka¹⁴², A. Polini^{23b}, C. S. Pollard⁴⁶, V. Polychronakos²⁹, D. Ponomarenko¹¹¹, L. Pontecorvo³⁶, S. Popa^{27a}, G. A. Popeneciu^{27d}, L. Portales⁵, D. M. Portillo Quintero⁵⁸

S. Pospisil¹⁴¹, P. Postolache^{27c}, K. Potamianos¹³⁴, I. N. Potrap⁷⁹, C. J. Potter³², H. Potti¹¹, T. Poulsen⁹⁶, J. Poveda¹⁷³, T. D. Powell¹⁴⁹, G. Pownall⁴⁶, M. E. Pozo Astigarraga³⁶, A. Prades Ibanez¹⁷³, P. Pralavorio¹⁰¹, M. M. Prapa⁴⁴, S. Prell⁷⁸, D. Price¹⁰⁰, M. Primavera^{67a}, M. L. Proffitt¹⁴⁸, N. Proklova¹¹¹, K. Prokofiev^{62c}, F. Prokoshin⁷⁹, S. Protopopescu²⁹, J. Proudfoot⁶, M. Przybycien^{83a}, D. Pudzha¹³⁷, A. Puri¹⁷², P. Puzo⁶⁴, D. Pyatiizbyantseva¹¹¹, J. Qian¹⁰⁵, Y. Qin¹⁰⁰, A. Quadt⁵³, M. Queitsch-Maitland³⁶, G. Rabanal Bolanos⁵⁹, F. Ragusa^{68a,68b}, G. Rahal⁹⁷, J. A. Raine⁵⁴, S. Rajagopalan²⁹, K. Ran^{15a,15d}, D. F. Rassloff^{61a}, D. M. Rauch⁴⁶, S. Rave⁹⁹, B. Ravina⁵⁷, I. Ravinovich¹⁷⁹, M. Raymond³⁶, A. L. Read¹³³, N. P. Readioff¹⁴⁹, M. Reale^{67a,67b}, D. M. Rebuzzi^{70a,70b}, G. Redlinger²⁹, K. Reeves⁴³, D. Reikher¹⁶¹, A. Reiss⁹⁹, A. Rej¹⁵¹, C. Rembser³⁶, A. Renardi⁴⁶, M. Renda^{27b}, M. B. Rendel¹¹⁴, A. G. Rennie⁵⁷, S. Resconi^{68a}, E. D. Resseguie¹⁸, S. Rettie⁹⁴, B. Reynolds¹²⁷, E. Reynolds²¹, O. L. Rezanova^{121a,121b}, P. Reznicek¹⁴², E. Ricci^{75a,75b}, R. Richter¹¹⁴, S. Richter⁴⁶, E. Richter-Was^{83b}, M. Ridel¹³⁵, P. Rieck¹¹⁴, O. Rifki⁴⁶, M. Rijssenbeek¹⁵⁵, A. Rimoldi^{70a,70b}, M. Rimoldi⁴⁶, L. Rinaldi^{23a,23b}, T. T. Rinn¹⁷², G. Ripellino¹⁵⁴, I. Riu¹⁴, P. Rivadeneira⁴⁶, J. C. Rivera Vergara¹⁷⁵, F. Rizatdinova¹²⁹, E. Rizvi⁹², C. Rizzi³⁶, S. H. Robertson^{103,aa}, M. Robin⁴⁶, D. Robinson³², C. M. Robles Gajardo^{146c}, M. Robles Manzano⁹⁹, A. Robson⁵⁷, A. Rocchi^{73a,73b}, C. Roda^{71a,71b}, S. Rodriguez Bosca¹⁷³, A. Rodriguez Rodriguez⁵², A. M. Rodríguez Vera^{167b}, S. Roe³⁶, J. Roggel¹⁸¹, O. Røhne¹³³, R. A. Rojas^{146c}, B. Roland⁵², C. P. A. Roland⁶⁵, J. Roloff²⁹, A. Romaniouk¹¹¹, M. Romano^{23b}, N. Rompotis⁹⁰, M. Ronzani¹²⁵, L. Roos¹³⁵, S. Rosati^{72a}, G. Rosin¹⁰², B. J. Rosser¹³⁶, E. Rossi⁴⁶, E. Rossi^{74a,74b}, E. Rossi^{69a,69b}, L. P. Rossi^{55b}, L. Rossini⁴⁶, R. Rosten¹²⁷, M. Rotaru^{27b}, B. Rottler⁵², D. Rousseau⁶⁴, G. Rovelli^{70a,70b}, A. Roy¹¹, A. Rozanov¹⁰¹, Y. Rozen¹⁶⁰, X. Ruan^{33f}, A. J. Ruby⁹⁰, T. A. Ruggeri¹, F. Rühr⁵², A. Ruiz-Martinez¹⁷³, A. Rummler³⁶, Z. Rurikova⁵², N. A. Rusakovich⁷⁹, H. L. Russell¹⁰³, L. Rustige^{38,47}, J. P. Rutherford⁷, E. M. Rüttinger¹⁴⁹, M. Rybar¹⁴², E. B. Rye¹³³, A. Ryzhov¹²², J. A. Sabater Iglesias⁴⁶, P. Sabatini¹⁷³, L. Sabetta^{72a,72b}, S. Sacerdoti⁶⁴, H. F.-W. Sadrozinski¹⁴⁵, R. Sadykov⁷⁹, F. Safai Tehrani^{72a}, B. Safarzadeh Samani¹⁵⁶, M. Safdari¹⁵³, P. Saha¹²⁰, S. Saha¹⁰³, M. Sahinsoy¹¹⁴, A. Sahu¹⁸¹, M. Saimpert³⁶, M. Saito¹⁶³, T. Saito¹⁶³, D. Salamani⁵⁴, G. Salamanna^{74a,74b}, A. Salnikov¹⁵³, J. Salt¹⁷³, A. Salvador Salas¹⁴, D. Salvatore^{41a,41b}, F. Salvatore¹⁵⁶, A. Salzburger³⁶, D. Sammel⁵², D. Sampsonidis¹⁶², D. Sampsonidou^{60c,60d}, J. Sánchez¹⁷³, A. Sanchez Pineda^{36,66a,66c}, H. Sandaker¹³³, C. O. Sander⁴⁶, I. G. Sanderswood⁸⁹, M. Sandhoff¹⁸¹, C. Sandoval^{22b}, D. P. C. Sankey¹⁴³, M. Sannino^{55a,55b}, Y. Sano¹¹⁶, A. Sansoni⁵¹, C. Santoni³⁸, H. Santos^{139a,139b}, S. N. Santpur¹⁸, A. Santra¹⁷⁹, K. A. Saoucha¹⁴⁹, A. Sapronov⁷⁹, J. G. Saraiva^{139a,139d}, J. Sardain¹³⁵, O. Sasaki⁸¹, K. Sato¹⁶⁸, F. Sauerburger⁵², E. Sauvan⁵, P. Savard^{166,al}, R. Sawada¹⁶³, C. Sawyer¹⁴³, L. Sawyer⁹⁵, I. Sayago Galvan¹⁷³, C. Sbarra^{23b}, A. Sbrizzi^{66a,66c}, T. Scanlon⁹⁴, J. Schaarschmidt¹⁴⁸, P. Schacht¹¹⁴, D. Schaefer³⁷, L. Schaefer¹³⁶, U. Schäfer⁹⁹, A. C. Schaffer⁶⁴, D. Schaile¹¹³, R. D. Schamberger¹⁵⁵, E. Schanet¹¹³, C. Scharf¹⁹, N. Scharmberg¹⁰⁰, V. A. Schegelsky¹³⁷, D. Scheirich¹⁴², F. Schenck¹⁹, M. Schernau¹⁷⁰, C. Schiavi^{55a,55b}, L. K. Schildgen²⁴, Z. M. Schillaci²⁶, E. J. Schioppa^{67a,67b}, M. Schioppa^{41a,41b}, K. E. Schleicher⁵², S. Schlenker³⁶, K. R. Schmidt-Sommerfeld¹¹⁴, K. Schmieden⁹⁹, C. Schmitt⁹⁹, S. Schmitt⁴⁶, L. Schoeffel¹⁴⁴, A. Schoening^{61b}, P. G. Scholer⁵², E. Schopf¹³⁴, M. Schott⁹⁹, J. F. P. Schouwenberg¹¹⁸, J. Schovancova³⁶, S. Schramm⁵⁴, F. Schroeder¹⁸¹, A. Schulte⁹⁹, H.-C. Schultz-Coulon^{61a}, M. Schumacher⁵², B. A. Schumm¹⁴⁵, Ph. Schune¹⁴⁴, A. Schwartzman¹⁵³, T. A. Schwarz¹⁰⁵, Ph. Schwemling¹⁴⁴, R. Schwienhorst¹⁰⁶, A. Sciandra¹⁴⁵, G. Sciolla²⁶, F. Scuri^{71a}, F. Scutti¹⁰⁴, L. M. Scyboz¹¹⁴, C. D. Sebastiani⁹⁰, K. Sedlaczek⁴⁷, P. Seema¹⁹, S. C. Seidel¹¹⁷, A. Seiden¹⁴⁵, B. D. Seidlitz²⁹, T. Seiss³⁷, C. Seitz⁴⁶, J. M. Seixas^{80b}, G. Sekhniaidze^{69a}, S. J. Sekula⁴², N. Semprini-Cesari^{23a,23b}, S. Sen⁴⁹, C. Serfon²⁹, L. Serin⁶⁴, L. Serkin^{66a,66b}, M. Sessa^{60a}, H. Severini¹²⁸, S. Sevova¹⁵³, F. Sforza^{55a,55b}, A. Sfyrta⁵⁴, E. Shabalina⁵³, J. D. Shahinian¹³⁶, N. W. Shaikh^{45a,45b}, D. Shaked Renous¹⁷⁹, L. Y. Shan^{15a}, M. Shapiro¹⁸, A. Sharma³⁶, A. S. Sharma¹, P. B. Shatalov¹²³, K. Shaw¹⁵⁶, S. M. Shaw¹⁰⁰, M. Shehade¹⁷⁹, Y. Shen¹²⁸, P. Sherwood⁹⁴, L. Shi⁹⁴, C. O. Shimmin¹⁸², Y. Shimogama¹⁷⁸, M. Shimojima¹¹⁵, J. D. Shinner⁹³, I. P. J. Shipsey¹³⁴, S. Shirabe¹⁶⁴, M. Shiyakova^{79,y}, J. Shlomi¹⁷⁹, M. J. Shochet³⁷, J. Shojai¹⁰⁴, D. R. Shope¹⁵⁴, S. Shrestha¹²⁷, E. M. Shrif^{33f}, M. J. Shroff¹⁷⁵, E. Shulga¹⁷⁹, P. Sicho¹⁴⁰, A. M. Sickles¹⁷², E. Sideras Haddad^{33f}, O. Sidiropoulou³⁶, A. Sidoti^{23b}, F. Siegert⁴⁸, Dj. Sijacki¹⁶, M. V. Silva Oliveira³⁶, S. B. Silverstein^{45a}, S. Simion⁶⁴, R. Simoniello⁹⁹, C. J. Simpson-allso²¹, S. Simsek^{12b}, P. Sinervo¹⁶⁶, V. Sinetckii¹¹², S. Singh¹⁵², S. Sinha^{33f}, M. Sioli^{23a,23b}, I. Siral¹³¹, S. Yu. Sivoklov¹¹², J. Sjölin^{45a,45b}, A. Skaf⁵³, E. Skorda⁹⁶, P. Skubic¹²⁸, M. Slawinska⁸⁴, K. Sliwa¹⁶⁹, V. Smakhtin¹⁷⁹, B. H. Smart¹⁴³, J. Smiesko^{28b}, N. Smirnov¹¹¹, S. Yu. Smirnov¹¹¹, Y. Smirnov¹¹¹, L. N. Smirnova^{112,s}, O. Smirnova⁹⁶, E. A. Smith³⁷, H. A. Smith¹³⁴, M. Smizanska⁸⁹, K. Smolek¹⁴¹

A. Smykiewicz⁸⁴, A. A. Snesarev¹¹⁰, H. L. Snoek¹¹⁹, I. M. Snyder¹³¹, S. Snyder²⁹, R. Sobie^{175,aa}, A. Soffer¹⁶¹, A. Søgaard⁵⁰, F. Sohns⁵³, C. A. Solans Sanchez³⁶, E. Yu. Soldatov¹¹¹, U. Soldevila¹⁷³, A. A. Solodkov¹²², A. Soloshenko⁷⁹, O. V. Solovyanov¹²², V. Solovyev¹³⁷, P. Sommer¹⁴⁹, H. Son¹⁶⁹, A. Sonay¹⁴, W. Y. Song^{167b}, A. Sopczak¹⁴¹, A. L. Sopio⁹⁴, F. Sopkova^{28b}, S. Sottocornola^{70a,70b}, R. Soualah^{66a,66c}, A. M. Soukharev^{121a,121b}, Z. Soumami^{35e}, D. South⁴⁶, S. Spagnolo^{67a,67b}, M. Spalla¹¹⁴, M. Spangenberg¹⁷⁷, F. Spanò⁹³, D. Sperlich⁵², T. M. Spieker^{61a}, G. Spigo³⁶, M. Spina¹⁵⁶, D. P. Spiteri⁵⁷, M. Spousta¹⁴², A. Stabile^{68a,68b}, B. L. Stamas¹²⁰, R. Stamen^{61a}, M. Stamenkovic¹¹⁹, A. Stampeki²¹, E. Stanecka⁸⁴, B. Stanislaus¹³⁴, M. M. Stanitzki⁴⁶, M. Stankaityte¹³⁴, B. Stapf¹¹⁹, E. A. Starchenko¹²², G. H. Stark¹⁴⁵, J. Stark⁵⁸, P. Staroba¹⁴⁰, P. Starovoitov^{61a}, S. Stärz¹⁰³, R. Staszewski⁸⁴, G. Stavropoulos⁴⁴, P. Steinberg²⁹, A. L. Steinhebel¹³¹, B. Stelzer^{152,167a}, H. J. Stelzer¹³⁸, O. Stelzer-Chilton^{167a}, H. Stenzel⁵⁶, T. J. Stevenson¹⁵⁶, G. A. Stewart³⁶, M. C. Stockton³⁶, G. Stoicea^{27b}, M. Stolarski^{139a}, S. Stonjek¹¹⁴, A. Straessner⁴⁸, J. Strandberg¹⁵⁴, S. Strandberg^{45a,45b}, M. Strauss¹²⁸, T. Strebler¹⁰¹, P. Striznec^{28b}, R. Ströhmer¹⁷⁶, D. M. Strom¹³¹, R. Stroynowski⁴², A. Strubig^{45a,45b}, S. A. Stucci²⁹, B. Stugu¹⁷, J. Stupak¹²⁸, N. A. Styles⁴⁶, D. Su¹⁵³, W. Su^{60c,60d,148}, X. Su^{60a}, N. B. Suarez¹³⁸, V. V. Sulim¹¹⁰, M. J. Sullivan⁹⁰, D. M. S. Sultan⁵⁴, S. Sultansoy^{4c}, T. Sumida⁸⁵, S. Sun¹⁰⁵, X. Sun¹⁰⁰, C. J. E. Suster¹⁵⁷, M. R. Sutton¹⁵⁶, M. Svatos¹⁴⁰, M. Swiatlowski^{167a}, S. P. Swift², T. Swirski¹⁷⁶, A. Sydorenko⁹⁹, I. Sykora^{28a}, M. Sykora¹⁴², T. Sykora¹⁴², D. Ta⁹⁹, K. Tackmann^{46,x}, J. Taenzer¹⁶¹, A. Taffard¹⁷⁰, R. Tafirout^{167a}, E. Tagiev¹²², R. H. M. Taibah¹³⁵, R. Takashima⁸⁶, K. Takeda⁸², T. Takeshita¹⁵⁰, E. P. Takeva⁵⁰, Y. Takubo⁸¹, M. Talby¹⁰¹, A. A. Talyshev^{121a,121b}, K. C. Tam^{62b}, N. M. Tamir¹⁶¹, J. Tanaka¹⁶³, R. Tanaka⁶⁴, S. Tapia Araya¹⁷², S. Tapprogge⁹⁹, A. Tarek Abouelfadl Mohamed¹⁰⁶, S. Tarem¹⁶⁰, K. Tariq^{60b}, G. Tarna^{27b,e}, G. F. Tartarelli^{68a}, P. Tas¹⁴², M. Tasevsky¹⁴⁰, E. Tassi^{41a,41b}, G. Tateno¹⁶³, Y. Tayalati^{35e}, G. N. Taylor¹⁰⁴, W. Taylor^{167b}, H. Teagle⁹⁰, A. S. Tee⁸⁹, R. Teixeira De Lima¹⁵³, P. Teixeira-Dias⁹³, H. Ten Kate³⁶, J. J. Teoh¹¹⁹, K. Terashi¹⁶³, J. Terron⁹⁸, S. Terzo¹⁴, M. Testa⁵¹, R. J. Teuscher^{166,aa}, N. Themistokleous⁵⁰, T. Thevenaux-Pelzer¹⁹, D. W. Thomas⁹³, J. P. Thomas²¹, E. A. Thompson⁴⁶, P. D. Thompson²¹, E. Thomson¹³⁶, E. J. Thorpe⁹², V. O. Tikhomirov^{110,ah}, Yu. A. Tikhonov^{121a,121b}, S. Timoshenko¹¹¹, P. Tipton¹⁸², S. Tisserant¹⁰¹, K. Todome^{23a,23b}, S. Todorova-Nova¹⁴², S. Todt⁴⁸, J. Tojo⁸⁷, S. Tokár^{28a}, K. Tokushuku⁸¹, E. Tolley¹²⁷, R. Tombs³², M. Tomoto^{81,116}, L. Tompkins¹⁵³, P. Tornambe¹⁰², E. Torrence¹³¹, H. Torres⁴⁸, E. Torró Pastor¹⁷³, M. Toscani³⁰, C. Toscirci³⁷, J. Toth^{101,z}, D. R. Tovey¹⁴⁹, A. Traet¹⁷, C. J. Treado¹²⁵, T. Trefzger¹⁷⁶, F. Tresoldi¹⁵⁶, A. Tricoli²⁹, I. M. Trigger^{167a}, S. Trincz-Duvoid¹³⁵, D. A. Trischuk¹⁷⁴, W. Trischuk¹⁶⁶, B. Trocmé⁵⁸, A. Trofymov⁶⁴, C. Troncon^{68a}, F. Trovato¹⁵⁶, L. Truong^{33c}, M. Trzebinski⁸⁴, A. Trzupek⁸⁴, F. Tsai⁴⁶, P. V. Tsiarshka^{107,af}, A. Tsigotis^{162,v}, V. Tsiskaridze¹⁵⁵, E. G. Tskhadadze^{159a}, M. Tsopoulou¹⁶², I. I. Tsukerman¹²³, V. Tsulaia¹⁸, S. Tsuno⁸¹, D. Tsybychev¹⁵⁵, Y. Tu^{62b}, A. Tudorache^{27b}, V. Tudorache^{27b}, A. N. Tuna³⁶, S. Turchikhin⁷⁹, D. Turgeman¹⁷⁹, I. Turk Cakir^{4b,t}, R. J. Turner²¹, R. Turra^{68a}, P. M. Tuts³⁹, S. Tzamarias¹⁶², E. Tzovara⁹⁹, K. Uchida¹⁶³, F. Ukegawa¹⁶⁸, G. Unal³⁶, M. Unal¹¹, A. Undrus²⁹, G. Unel¹⁷⁰, F. C. Ungaro¹⁰⁴, K. Uno¹⁶³, J. Urban^{28b}, P. Urquijo¹⁰⁴, G. Usai⁸, Z. Uysal^{12d}, V. Vacek¹⁴¹, B. Vachon¹⁰³, K. O. H. Vadla¹³³, T. Vafeiadis³⁶, A. Vaidya⁹⁴, C. Valderanis¹¹³, E. Valdes Santurio^{45a,45b}, M. Valente^{167a}, S. Valentineti^{23a,23b}, A. Valero¹⁷³, L. Valéry⁴⁶, R. A. Vallance²¹, A. Vallier³⁶, J. A. Valls Ferrer¹⁷³, T. R. Van Daalen¹⁴, P. Van Gemmeren⁶, S. Van Stroud⁹⁴, I. Van Vulpen¹¹⁹, M. Vanadia^{73a,73b}, W. Vandelli³⁶, M. Vandenbroucke¹⁴⁴, E. R. Vandewall¹²⁹, D. Vannicola^{72a,72b}, R. Vari^{72a}, E. W. Varnes⁷, C. Varni^{55a,55b}, T. Varol¹⁵⁸, D. Varouchas⁶⁴, K. E. Varvell¹⁵⁷, M. E. Vasile^{27b}, G. A. Vasquez¹⁷⁵, F. Vazeille³⁸, D. Vazquez Furelos¹⁴, T. Vazquez Schroeder³⁶, J. Veatch⁵³, V. Vecchio¹⁰⁰, M. J. Veer¹¹⁹, L. M. Veloce¹⁶⁶, F. Veloso^{139a,139c}, S. Veneziano^{72a}, A. Ventura^{67a,67b}, A. Verbytskyi¹¹⁴, M. Verducci^{71a,71b}, C. Vergis²⁴, W. Verkerke¹¹⁹, A. T. Vermeulen¹¹⁹, J. C. Vermeulen¹¹⁹, C. Vernieri¹⁵³, P. J. Verschuuren⁹³, M. L. Vesterbacka¹²⁵, M. C. Vetterli^{152,al}, N. Viaux Maira^{146e}, T. Vickey¹⁴⁹, O. E. Vickey Boeriu¹⁴⁹, G. H. A. Viehhauser¹³⁴, L. Vigani^{61b}, M. Villa^{23a,23b}, M. Villaplana Perez¹⁷³, E. M. Villhauer⁵⁰, E. Vilucchi⁵¹, M. G. Vinciter³⁴, G. S. Virdee²¹, A. Vishwakarma⁵⁰, C. Vittori^{23a,23b}, I. Vivarelli¹⁵⁶, M. Vogel¹⁸¹, P. Vokac¹⁴¹, J. Von Ahnen⁴⁶, S. E. von Buddenbrock^{33f}, E. Von Toerne²⁴, V. Vorobel¹⁴², K. Vorobev¹¹¹, M. Vos¹⁷³, J. H. Vosseveld⁹⁰, M. Vozak¹⁰⁰, N. Vranjes¹⁶, M. Vranjes Milosavljevic¹⁶, V. Vrba^{141,*}, M. Vreeswijk¹¹⁹, N. K. Vu¹⁰¹, R. Vuillemet³⁶, I. Vukotic³⁷, S. Wada¹⁶⁸, C. Wagner¹⁰², P. Wagner²⁴, W. Wagner¹⁸¹, S. Wahdan¹⁸¹, H. Wahlberg⁸⁸, R. Wakasa¹⁶⁸, V. M. Walbrecht¹¹⁴, J. Walder¹⁴³, R. Walker¹¹³, S. D. Walker⁹³, W. Walkowiak¹⁵¹, V. Wallangen^{45a,45b}, A. M. Wang⁵⁹, A. Z. Wang¹⁸⁰, C. Wang^{60a}, C. Wang^{60c}, H. Wang¹⁸, J. Wang^{62a}, P. Wang⁴², R.-J. Wang⁹⁹, R. Wang^{60a}, R. Wang¹²⁰, S. M. Wang¹⁵⁸, S. Wang^{60b},

T. Wang^{60a}, W. T. Wang^{60a}, W. X. Wang^{60a}, Y. Wang^{60a}, Z. Wang¹⁰⁵, C. Wanotayaroj³⁶, A. Warburton¹⁰³, C. P. Ward³², R. J. Ward²¹, N. Warrack⁵⁷, A. T. Watson²¹, M. F. Watson²¹, G. Watts¹⁴⁸, B. M. Waugh⁹⁴, A. F. Webb¹¹, C. Weber²⁹, M. S. Weber²⁰, S. A. Weber³⁴, S. M. Weber^{61a}, Y. Wei¹³⁴, A. R. Weidberg¹³⁴, J. Weingarten⁴⁷, M. Weirich⁹⁹, C. Weiser⁵², P. S. Wells³⁶, T. Wenaus²⁹, B. Wendland⁴⁷, T. Wengler³⁶, S. Wenig³⁶, N. Vermes²⁴, M. Wessels^{61a}, T. D. Weston²⁰, K. Whalen¹³¹, A. M. Wharton⁸⁹, A. S. White¹⁰⁵, A. White⁸, M. J. White¹, D. Whiteson¹⁷⁰, B. W. Whitmore⁸⁹, W. Wiedenmann¹⁸⁰, C. Wiel⁴⁸, M. Wielers¹⁴³, N. Wieseotte⁹⁹, C. Wiglesworth⁴⁰, L. A. M. Wiik-Fuchs⁵², H. G. Wilkens³⁶, L. J. Wilkins⁹³, D. M. Williams³⁹, H. H. Williams¹³⁶, S. Williams³², S. Willocq¹⁰², P. J. Windischhofer¹³⁴, I. Wingerter-Seez⁵, E. Winkels¹⁵⁶, F. Winklmeier¹³¹, B. T. Winter⁵², M. Wittgen¹⁵³, M. Wobisch⁹⁵, A. Wolf⁹⁹, R. Wölker¹³⁴, J. Wollrath⁵², M. W. Wolter⁸⁴, H. Wolters^{139a,139c}, V. W. S. Wong¹⁷⁴, A. F. Wongel⁴⁶, N. L. Woods¹⁴⁵, S. D. Worm⁴⁶, B. K. Wosiek⁸⁴, K. W. Woźniak⁸⁴, K. Wraight⁵⁷, S. L. Wu¹⁸⁰, X. Wu⁵⁴, Y. Wu^{60a}, J. Wuerzinger¹³⁴, T. R. Wyatt¹⁰⁰, B. M. Wynne⁵⁰, S. Xella⁴⁰, J. Xiang^{62c}, X. Xiao¹⁰⁵, X. Xie^{60a}, I. Xiotidis¹⁵⁶, D. Xu^{15a}, H. Xu^{60a}, H. Xu^{60a}, L. Xu²⁹, R. Xu¹³⁶, T. Xu¹⁴⁴, W. Xu¹⁰⁵, Y. Xu^{15b}, Z. Xu^{60b}, Z. Xu¹⁵³, B. Yabsley¹⁵⁷, S. Yacoub^{33a}, D. P. Yallup⁹⁴, N. Yamaguchi⁸⁷, Y. Yamaguchi¹⁶⁴, M. Yamatani¹⁶³, H. Yamauchi¹⁶⁸, T. Yamazaki¹⁸, Y. Yamazaki⁸², J. Yan^{60c}, Z. Yan²⁵, H. J. Yang^{60c,60d}, H. T. Yang¹⁸, S. Yang^{60a}, T. Yang^{62c}, X. Yang^{60a}, X. Yang^{15a}, Y. Yang¹⁶³, Z. Yang^{60a,105}, W.-M. Yao¹⁸, Y. C. Yap⁴⁶, H. Ye^{15c}, J. Ye⁴², S. Ye²⁹, I. Yeletsikh⁷⁹, M. R. Yexley⁸⁹, P. Yin³⁹, K. Yorita¹⁷⁸, K. Yoshihara⁷⁸, C. J. S. Young³⁶, C. Young¹⁵³, R. Yuan^{60b,i}, X. Yue^{61a}, M. Zaazoua^{35e}, B. Zabinski⁸⁴, G. Zacharis¹⁰, E. Zaffaroni⁵⁴, A. M. Zaitsev^{122,ag}, T. Zakareishvili^{159b}, N. Zakharchuk³⁴, S. Zambito³⁶, D. Zanzi⁵², S. V. Zeibner⁴⁷, C. Zeitnitz¹⁸¹, G. Zemaityte¹³⁴, J. C. Zeng¹⁷², O. Zenin¹²², T. Ženiš^{28a}, S. Zenz⁹², S. Zerradi^{35a}, D. Zerwas⁶⁴, M. Zgubić¹³⁴, B. Zhang^{15c}, D. F. Zhang^{15b}, G. Zhang^{15b}, J. Zhang⁶, K. Zhang^{15a}, L. Zhang^{15c}, L. Zhang^{60a}, M. Zhang¹⁷², R. Zhang¹⁸⁰, S. Zhang¹⁰⁵, X. Zhang^{60c}, X. Zhang^{60b}, Y. Zhang^{15a,15d}, Z. Zhang⁶⁴, P. Zhao⁴⁹, Y. Zhao¹⁴⁵, Z. Zhao^{60a}, A. Zhemchugov⁷⁹, Z. Zheng¹⁰⁵, D. Zhong¹⁷², B. Zhou¹⁰⁵, C. Zhou¹⁸⁰, H. Zhou⁷, M. Zhou¹⁵⁵, N. Zhou^{60c}, Y. Zhou⁷, C. G. Zhu^{60b}, C. Zhu^{15a,15d}, H. L. Zhu^{60a}, H. Zhu^{15a}, J. Zhu¹⁰⁵, Y. Zhu^{60a}, X. Zhuang^{15a}, K. Zhukov¹¹⁰, V. Zhulanov^{121a,121b}, D. Zieminska⁶⁵, N. I. Zimine⁷⁹, S. Zimmermann^{52,*}, Z. Zinonos¹¹⁴, M. Ziolkowski¹⁵¹, L. Živković¹⁶, A. Zoccoli^{23a,23b}, K. Zoch⁵³, T. G. Zorbas¹⁴⁹, R. Zou³⁷, W. Zou³⁹, L. Zwalinski³⁶

¹ Department of Physics, University of Adelaide, Adelaide, Australia

² Physics Department, SUNY Albany, Albany, NY, USA

³ Department of Physics, University of Alberta, Edmonton, AB, Canada

⁴ (a) Department of Physics, Ankara University, Ankara, Turkey; (b) Istanbul Aydin University, Application and Research Center for Advanced Studies, Istanbul, Turkey; (c) Division of Physics, TOBB University of Economics and Technology, Ankara, Turkey

⁵ LAPP, Univ. Savoie Mont Blanc, CNRS/IN2P3, Annecy, France

⁶ High Energy Physics Division, Argonne National Laboratory, Argonne, IL, USA

⁷ Department of Physics, University of Arizona, Tucson, AZ, USA

⁸ Department of Physics, University of Texas at Arlington, Arlington, TX, USA

⁹ Physics Department, National and Kapodistrian University of Athens, Athens, Greece

¹⁰ Physics Department, National Technical University of Athens, Zografou, Greece

¹¹ Department of Physics, University of Texas at Austin, Austin, TX, USA

¹² (a) Bahcesehir University, Faculty of Engineering and Natural Sciences, Istanbul, Turkey; (b) Istanbul Bilgi University, Faculty of Engineering and Natural Sciences, Istanbul, Turkey; (c) Department of Physics, Bogazici University, Istanbul, Turkey; (d) Department of Physics Engineering, Gaziantep University, Gaziantep, Turkey

¹³ Institute of Physics, Azerbaijan Academy of Sciences, Baku, Azerbaijan

¹⁴ Institut de Física d'Altes Energies (IFAE), Barcelona Institute of Science and Technology, Barcelona, Spain

¹⁵ (a) Institute of High Energy Physics, Chinese Academy of Sciences, Beijing, China; (b) Physics Department, Tsinghua University, Beijing, China; (c) Department of Physics, Nanjing University, Nanjing, China; (d) University of Chinese Academy of Science (UCAS), Beijing, China

¹⁶ Institute of Physics, University of Belgrade, Belgrade, Serbia

¹⁷ Department for Physics and Technology, University of Bergen, Bergen, Norway

¹⁸ Physics Division, Lawrence Berkeley National Laboratory and University of California, Berkeley, CA, USA

¹⁹ Institut für Physik, Humboldt Universität zu Berlin, Berlin, Germany

- ²⁰ Albert Einstein Center for Fundamental Physics and Laboratory for High Energy Physics, University of Bern, Bern, Switzerland
- ²¹ School of Physics and Astronomy, University of Birmingham, Birmingham, UK
- ²² ^(a)Facultad de Ciencias y Centro de Investigaciones, Universidad Antonio Nariño, Bogotá, Colombia; ^(b)Departamento de Física, Universidad Nacional de Colombia, Bogotá, Colombia
- ²³ ^(a)Dipartimento di Fisica e Astronomia A. Righi, Università di Bologna, Bologna, Italy; ^(b)INFN Sezione di Bologna, Bologna, Italy
- ²⁴ Physikalisches Institut, Universität Bonn, Bonn, Germany
- ²⁵ Department of Physics, Boston University, Boston, MA, USA
- ²⁶ Department of Physics, Brandeis University, Waltham, MA, USA
- ²⁷ ^(a)Transilvania University of Brasov, Brasov, Romania; ^(b)Horia Hulubei National Institute of Physics and Nuclear Engineering, Bucharest, Romania; ^(c)Department of Physics, Alexandru Ioan Cuza University of Iasi, Iasi, Romania; ^(d)National Institute for Research and Development of Isotopic and Molecular Technologies, Physics Department, Cluj-Napoca, Romania; ^(e)University Politehnica Bucharest, Bucharest, Romania; ^(f)West University in Timisoara, Timisoara, Romania
- ²⁸ ^(a)Faculty of Mathematics, Physics and Informatics, Comenius University, Bratislava, Slovak Republic; ^(b)Department of Subnuclear Physics, Institute of Experimental Physics of the Slovak Academy of Sciences, Kosice, Slovak Republic
- ²⁹ Physics Department, Brookhaven National Laboratory, Upton, NY, USA
- ³⁰ Departamento de Física (FCEN) and IFIBA, Universidad de Buenos Aires and CONICET, Buenos Aires, Argentina
- ³¹ California State University, Long Beach, CA, USA
- ³² Cavendish Laboratory, University of Cambridge, Cambridge, UK
- ³³ ^(a)Department of Physics, University of Cape Town, Cape Town, South Africa; ^(b)iThemba Labs, Western Cape, South Africa; ^(c)Department of Mechanical Engineering Science, University of Johannesburg, Johannesburg, South Africa; ^(d)National Institute of Physics, University of the Philippines Diliman, Quezon City, Philippines; ^(e)University of South Africa, Department of Physics, Pretoria, South Africa; ^(f)School of Physics, University of the Witwatersrand, Johannesburg, South Africa
- ³⁴ Department of Physics, Carleton University, Ottawa, ON, Canada
- ³⁵ ^(a)Faculté des Sciences Ain Chock, Réseau Universitaire de Physique des Hautes Energies-Université Hassan II, Casablanca, Morocco; ^(b)Faculté des Sciences, Université Ibn-Tofail, Kénitra, Morocco; ^(c)Faculté des Sciences Semlalia, LPHEA-Marrakech, Université Cadi Ayyad, Marrakesh, Morocco; ^(d)LPMR, Faculté des Sciences, Université Mohamed Premier, Oujda, Morocco; ^(e)Faculté des sciences, Université Mohammed V, Rabat, Morocco; ^(f)Mohammed VI Polytechnic University, Ben Guerir, Morocco
- ³⁶ CERN, Geneva, Switzerland
- ³⁷ Enrico Fermi Institute, University of Chicago, Chicago, IL, USA
- ³⁸ LPC, Université Clermont Auvergne, CNRS/IN2P3, Clermont-Ferrand, France
- ³⁹ Nevis Laboratory, Columbia University, Irvington, NY, USA
- ⁴⁰ Niels Bohr Institute, University of Copenhagen, Copenhagen, Denmark
- ⁴¹ ^(a)Dipartimento di Fisica, Università della Calabria, Rende, Italy; ^(b)Laboratori Nazionali di Frascati, INFN Gruppo Collegato di Cosenza, Cosenza, Italy
- ⁴² Physics Department, Southern Methodist University, Dallas, TX, USA
- ⁴³ Physics Department, University of Texas at Dallas, Richardson, TX, USA
- ⁴⁴ National Centre for Scientific Research “Demokritos”, Agia Paraskevi, Greece
- ⁴⁵ ^(a)Department of Physics, Stockholm University, Sweden; ^(b)Oskar Klein Centre, Stockholm, Sweden
- ⁴⁶ Deutsches Elektronen-Synchrotron DESY, Hamburg and Zeuthen, Germany
- ⁴⁷ Lehrstuhl für Experimentelle Physik IV, Technische Universität Dortmund, Dortmund, Germany
- ⁴⁸ Institut für Kern- und Teilchenphysik, Technische Universität Dresden, Dresden, Germany
- ⁴⁹ Department of Physics, Duke University, Durham, NC, USA
- ⁵⁰ SUPA-School of Physics and Astronomy, University of Edinburgh, Edinburgh, UK
- ⁵¹ INFN e Laboratori Nazionali di Frascati, Frascati, Italy
- ⁵² Physikalisches Institut, Albert-Ludwigs-Universität Freiburg, Freiburg, Germany
- ⁵³ II. Physikalisches Institut, Georg-August-Universität Göttingen, Göttingen, Germany
- ⁵⁴ Département de Physique Nucléaire et Corpusculaire, Université de Genève, Geneva, Switzerland
- ⁵⁵ ^(a)Dipartimento di Fisica, Università di Genova, Genoa, Italy; ^(b)INFN Sezione di Genova, Genoa, Italy

- ⁵⁶ II. Physikalisches Institut, Justus-Liebig-Universität Giessen, Giessen, Germany
- ⁵⁷ SUPA-School of Physics and Astronomy, University of Glasgow, Glasgow, UK
- ⁵⁸ LPSC, Université Grenoble Alpes, CNRS/IN2P3, Grenoble INP, Grenoble, France
- ⁵⁹ Laboratory for Particle Physics and Cosmology, Harvard University, Cambridge, MA, USA
- ⁶⁰ ^(a)Department of Modern Physics, State Key Laboratory of Particle Detection and Electronics, University of Science and Technology of China, Hefei, China; ^(b)Institute of Frontier and Interdisciplinary Science, Key Laboratory of Particle Physics and Particle Irradiation (MOE), Shandong University, Qingdao, China; ^(c)School of Physics and Astronomy, Key Laboratory for Particle Astrophysics and Cosmology (MOE), SKLPPC, Shanghai Jiao Tong University, Shanghai, China; ^(d)Tsung-Dao Lee Institute, Shanghai, China
- ⁶¹ ^(a)Kirchhoff-Institut für Physik, Ruprecht-Karls-Universität Heidelberg, Heidelberg, Germany; ^(b)Physikalisches Institut, Ruprecht-Karls-Universität Heidelberg, Heidelberg, Germany
- ⁶² ^(a)Department of Physics, Chinese University of Hong Kong, Shatin, N.T., Hong Kong; ^(b)Department of Physics, University of Hong Kong, Hong Kong, China; ^(c)Department of Physics and Institute for Advanced Study, Hong Kong University of Science and Technology, Clear Water Bay, Kowloon, Hong Kong
- ⁶³ Department of Physics, National Tsing Hua University, Hsinchu, Taiwan
- ⁶⁴ IJCLab, Université Paris-Saclay, CNRS/IN2P3, 91405, Orsay, France
- ⁶⁵ Department of Physics, Indiana University, Bloomington, IN, USA
- ⁶⁶ ^(a)INFN Gruppo Collegato di Udine, Sezione di Trieste, Udine, Italy; ^(b)ICTP, Trieste, Italy; ^(c)Dipartimento Politecnico di Ingegneria e Architettura, Università di Udine, Udine, Italy
- ⁶⁷ ^(a)INFN Sezione di Lecce, Lecce, Italy; ^(b)Dipartimento di Matematica e Fisica, Università del Salento, Lecce, Italy
- ⁶⁸ ^(a)INFN Sezione di Milano, Milan, Italy; ^(b)Dipartimento di Fisica, Università di Milano, Milan, Italy
- ⁶⁹ ^(a)INFN Sezione di Napoli, Naples, Italy; ^(b)Dipartimento di Fisica, Università di Napoli, Naples, Italy
- ⁷⁰ ^(a)INFN Sezione di Pavia, Pavia, Italy; ^(b)Dipartimento di Fisica, Università di Pavia, Pavia, Italy
- ⁷¹ ^(a)INFN Sezione di Pisa, Pisa, Italy; ^(b)Dipartimento di Fisica E. Fermi, Università di Pisa, Pisa, Italy
- ⁷² ^(a)INFN Sezione di Roma, Rome, Italy; ^(b)Dipartimento di Fisica, Sapienza Università di Roma, Rome, Italy
- ⁷³ ^(a)INFN Sezione di Roma Tor Vergata, Rome, Italy; ^(b)Dipartimento di Fisica, Università di Roma Tor Vergata, Rome, Italy
- ⁷⁴ ^(a)INFN Sezione di Roma Tre, Rome, Italy; ^(b)Dipartimento di Matematica e Fisica, Università Roma Tre, Rome, Italy
- ⁷⁵ ^(a)INFN-TIFPA, Povo, Italy; ^(b)Università degli Studi di Trento, Trento, Italy
- ⁷⁶ Institut für Astro- und Teilchenphysik, Leopold-Franzens-Universität, Innsbruck, Austria
- ⁷⁷ University of Iowa, Iowa City, IA, USA
- ⁷⁸ Department of Physics and Astronomy, Iowa State University, Ames, IA, USA
- ⁷⁹ Joint Institute for Nuclear Research, Dubna, Russia
- ⁸⁰ ^(a)Departamento de Engenharia Elétrica, Universidade Federal de Juiz de Fora (UFJF), Juiz de Fora, Brazil; ^(b)Universidade Federal do Rio De Janeiro COPPE/EE/IF, Rio de Janeiro, Brazil; ^(c)Instituto de Física, Universidade de São Paulo, São Paulo, Brazil
- ⁸¹ KEK, High Energy Accelerator Research Organization, Tsukuba, Japan
- ⁸² Graduate School of Science, Kobe University, Kobe, Japan
- ⁸³ ^(a)AGH University of Science and Technology, Faculty of Physics and Applied Computer Science, Kraków, Poland; ^(b)Marian Smoluchowski Institute of Physics, Jagiellonian University, Kraków, Poland
- ⁸⁴ Institute of Nuclear Physics Polish Academy of Sciences, Kraków, Poland
- ⁸⁵ Faculty of Science, Kyoto University, Kyoto, Japan
- ⁸⁶ Kyoto University of Education, Kyoto, Japan
- ⁸⁷ Research Center for Advanced Particle Physics and Department of Physics, Kyushu University, Fukuoka, Japan
- ⁸⁸ Instituto de Física La Plata, Universidad Nacional de La Plata and CONICET, La Plata, Argentina
- ⁸⁹ Physics Department, Lancaster University, Lancaster, UK
- ⁹⁰ Oliver Lodge Laboratory, University of Liverpool, Liverpool, UK
- ⁹¹ Department of Experimental Particle Physics, Jožef Stefan Institute and Department of Physics, University of Ljubljana, Ljubljana, Slovenia
- ⁹² School of Physics and Astronomy, Queen Mary University of London, London, UK
- ⁹³ Department of Physics, Royal Holloway University of London, Egham, UK
- ⁹⁴ Department of Physics and Astronomy, University College London, London, UK
- ⁹⁵ Louisiana Tech University, Ruston, LA, USA

- ⁹⁶ Fysiska institutionen, Lunds universitet, Lund, Sweden
- ⁹⁷ Centre de Calcul de l'Institut National de Physique Nucléaire et de Physique des Particules (IN2P3), Villeurbanne, France
- ⁹⁸ Departamento de Física Teórica C-15 and CIAFF, Universidad Autónoma de Madrid, Madrid, Spain
- ⁹⁹ Institut für Physik, Universität Mainz, Mainz, Germany
- ¹⁰⁰ School of Physics and Astronomy, University of Manchester, Manchester, UK
- ¹⁰¹ CPPM, Aix-Marseille Université, CNRS/IN2P3, Marseille, France
- ¹⁰² Department of Physics, University of Massachusetts, Amherst, MA, USA
- ¹⁰³ Department of Physics, McGill University, Montreal, QC, Canada
- ¹⁰⁴ School of Physics, University of Melbourne, Victoria, Australia
- ¹⁰⁵ Department of Physics, University of Michigan, Ann Arbor, MI, USA
- ¹⁰⁶ Department of Physics and Astronomy, Michigan State University, East Lansing, MI, USA
- ¹⁰⁷ B.I. Stepanov Institute of Physics, National Academy of Sciences of Belarus, Minsk, Belarus
- ¹⁰⁸ Research Institute for Nuclear Problems of Byelorussian State University, Minsk, Belarus
- ¹⁰⁹ Group of Particle Physics, University of Montreal, Montreal, QC, Canada
- ¹¹⁰ P.N. Lebedev Physical Institute of the Russian Academy of Sciences, Moscow, Russia
- ¹¹¹ National Research Nuclear University MEPhI, Moscow, Russia
- ¹¹² D.V. Skobeltsyn Institute of Nuclear Physics, M.V. Lomonosov Moscow State University, Moscow, Russia
- ¹¹³ Fakultät für Physik, Ludwig-Maximilians-Universität München, Munich, Germany
- ¹¹⁴ Max-Planck-Institut für Physik (Werner-Heisenberg-Institut), Munich, Germany
- ¹¹⁵ Nagasaki Institute of Applied Science, Nagasaki, Japan
- ¹¹⁶ Graduate School of Science and Kobayashi-Maskawa Institute, Nagoya University, Nagoya, Japan
- ¹¹⁷ Department of Physics and Astronomy, University of New Mexico, Albuquerque, NM, USA
- ¹¹⁸ Institute for Mathematics, Astrophysics and Particle Physics, Radboud University/Nikhef, Nijmegen, The Netherlands
- ¹¹⁹ Nikhef National Institute for Subatomic Physics and University of Amsterdam, Amsterdam, The Netherlands
- ¹²⁰ Department of Physics, Northern Illinois University, DeKalb, IL, USA
- ¹²¹ ^(a)Budker Institute of Nuclear Physics and NSU, SB RAS, Novosibirsk, Russia; ^(b)Novosibirsk State University Novosibirsk, Novosibirsk, Russia
- ¹²² Institute for High Energy Physics of the National Research Centre Kurchatov Institute, Protvino, Russia
- ¹²³ Institute for Theoretical and Experimental Physics named by A.I. Alikhanov of National Research Centre “Kurchatov Institute”, Moscow, Russia
- ¹²⁴ ^(a)New York University Abu Dhabi, Abu Dhabi, United Arab Emirates; ^(b)United Arab Emirates University, Al Ain, United Arab Emirates; ^(c)University of Sharjah, Sharjah, United Arab Emirates
- ¹²⁵ Department of Physics, New York University, New York, NY, USA
- ¹²⁶ Ochanomizu University, Otsuka, Bunkyo-ku, Tokyo, Japan
- ¹²⁷ Ohio State University, Columbus, OH, USA
- ¹²⁸ Homer L. Dodge Department of Physics and Astronomy, University of Oklahoma, Norman, OK, USA
- ¹²⁹ Department of Physics, Oklahoma State University, Stillwater, OK, USA
- ¹³⁰ Palacký University, Joint Laboratory of Optics, Olomouc, Czech Republic
- ¹³¹ Institute for Fundamental Science, University of Oregon, Eugene, OR, USA
- ¹³² Graduate School of Science, Osaka University, Osaka, Japan
- ¹³³ Department of Physics, University of Oslo, Oslo, Norway
- ¹³⁴ Department of Physics, Oxford University, Oxford, UK
- ¹³⁵ LPNHE, CNRS/IN2P3, Sorbonne Université, Université de Paris, Paris, France
- ¹³⁶ Department of Physics, University of Pennsylvania, Philadelphia, PA, USA
- ¹³⁷ Konstantinov Nuclear Physics Institute of National Research Centre “Kurchatov Institute”, PNPI, St. Petersburg, Russia
- ¹³⁸ Department of Physics and Astronomy, University of Pittsburgh, Pittsburgh, PA, USA
- ¹³⁹ ^(a)Laboratório de Instrumentação e Física Experimental de Partículas - LIP, Lisbon, Portugal; ^(b)Departamento de Física, Faculdade de Ciências, Universidade de Lisboa, Lisbon, Portugal; ^(c)Departamento de Física, Universidade de Coimbra, Coimbra, Portugal; ^(d)Centro de Física Nuclear da Universidade de Lisboa, Lisbon, Portugal; ^(e)Departamento de Física, Universidade do Minho, Braga, Portugal; ^(f)Departamento de Física Teórica y del Cosmos, Universidad de Granada, Granada (Spain), Portugal; ^(g)Dep Física and CEFITEC of Faculdade de Ciências e Tecnologia, Universidade Nova de Lisboa, Caparica, Portugal; ^(h)Instituto Superior Técnico, Universidade de Lisboa, Lisbon, Portugal

- 140 Institute of Physics of the Czech Academy of Sciences, Prague, Czech Republic
141 Czech Technical University in Prague, Prague, Czech Republic
142 Charles University, Faculty of Mathematics and Physics, Prague, Czech Republic
143 Particle Physics Department, Rutherford Appleton Laboratory, Didcot, UK
144 IRFU, CEA, Université Paris-Saclay, Gif-sur-Yvette, France
145 Santa Cruz Institute for Particle Physics, University of California Santa Cruz, Santa Cruz, CA, USA
146 ^(a)Departamento de Física, Pontificia Universidad Católica de Chile, Santiago, Chile; ^(b)Universidad de la Serena, La Serena, Chile; ^(c)Universidad Andres Bello, Department of Physics, Santiago, Chile; ^(d)Instituto de Alta Investigación, Universidad de Tarapacá, Arica, Chile; ^(e)Departamento de Física, Universidad Técnica Federico Santa María, Valparaiso, Chile
147 Universidade Federal de São João del Rei (UFSJ), São João del Rei, Brazil
148 Department of Physics, University of Washington, Seattle, WA, USA
149 Department of Physics and Astronomy, University of Sheffield, Sheffield, UK
150 Department of Physics, Shinshu University, Nagano, Japan
151 Department Physik, Universität Siegen, Siegen, Germany
152 Department of Physics, Simon Fraser University, Burnaby, BC, Canada
153 SLAC National Accelerator Laboratory, Stanford, CA, USA
154 Department of Physics, Royal Institute of Technology, Stockholm, Sweden
155 Departments of Physics and Astronomy, Stony Brook University, Stony Brook, NY, USA
156 Department of Physics and Astronomy, University of Sussex, Brighton, UK
157 School of Physics, University of Sydney, Sydney, Australia
158 Institute of Physics, Academia Sinica, Taipei, Taiwan
159 ^(a)E. Andronikashvili Institute of Physics, Iv. Javakhishvili Tbilisi State University, Tbilisi, Georgia; ^(b)High Energy Physics Institute, Tbilisi State University, Tbilisi, Georgia
160 Department of Physics, Technion, Israel Institute of Technology, Haifa, Israel
161 Raymond and Beverly Sackler School of Physics and Astronomy, Tel Aviv University, Tel Aviv, Israel
162 Department of Physics, Aristotle University of Thessaloniki, Thessaloniki, Greece
163 International Center for Elementary Particle Physics and Department of Physics, University of Tokyo, Tokyo, Japan
164 Department of Physics, Tokyo Institute of Technology, Tokyo, Japan
165 Tomsk State University, Tomsk, Russia
166 Department of Physics, University of Toronto, Toronto, ON, Canada
167 ^(a)TRIUMF, Vancouver, BC, Canada; ^(b)Department of Physics and Astronomy, York University, Toronto, ON, Canada
168 Division of Physics and Tomonaga Center for the History of the Universe, Faculty of Pure and Applied Sciences, University of Tsukuba, Tsukuba, Japan
169 Department of Physics and Astronomy, Tufts University, Medford, MA, USA
170 Department of Physics and Astronomy, University of California Irvine, Irvine, CA, USA
171 Department of Physics and Astronomy, University of Uppsala, Uppsala, Sweden
172 Department of Physics, University of Illinois, Urbana, IL, USA
173 Instituto de Física Corpuscular (IFIC), Centro Mixto Universidad de Valencia-CSIC, Valencia, Spain
174 Department of Physics, University of British Columbia, Vancouver, BC, Canada
175 Department of Physics and Astronomy, University of Victoria, Victoria, BC, Canada
176 Fakultät für Physik und Astronomie, Julius-Maximilians-Universität Würzburg, Würzburg, Germany
177 Department of Physics, University of Warwick, Coventry, UK
178 Waseda University, Tokyo, Japan
179 Department of Particle Physics and Astrophysics, Weizmann Institute of Science, Rehovot, Israel
180 Department of Physics, University of Wisconsin, Madison, WI, USA
181 Fakultät für Mathematik und Naturwissenschaften, Fachgruppe Physik, Bergische Universität Wuppertal, Wuppertal, Germany
182 Department of Physics, Yale University, New Haven, CT, USA

^a Also at Borough of Manhattan Community College, City University of New York, New York, NY, USA

^b Also at Center for High Energy Physics, Peking University, Beijing, China

^c Also at Centro Studi e Ricerche Enrico Fermi, Rome, Italy

- ^d Also at CERN, Geneva, Switzerland
- ^e Also at CPPM, Aix-Marseille Université, CNRS/IN2P3, Marseille, France
- ^f Also at Département de Physique Nucléaire et Corpusculaire, Université de Genève, Geneva, Switzerland
- ^g Also at Departament de Física de la Universitat Autònoma de Barcelona, Barcelona, Spain
- ^h Also at Department of Financial and Management Engineering, University of the Aegean, Chios, Greece
- ⁱ Also at Department of Physics and Astronomy, Michigan State University, East Lansing, MI, USA
- ^j Also at Department of Physics and Astronomy, University of Louisville, Louisville, KY, USA
- ^k Also at Department of Physics, Ben Gurion University of the Negev, Beer Sheva, Israel
- ^l Also at Department of Physics, California State University, East Bay, USA
- ^m Also at Department of Physics, California State University, Fresno, USA
- ⁿ Also at Department of Physics, California State University, Sacramento, USA
- ^o Also at Department of Physics, King's College London, London, UK
- ^p Also at Department of Physics, St. Petersburg State Polytechnical University, St. Petersburg, Russia
- ^q Also at Department of Physics, University of Fribourg, Fribourg, Switzerland
- ^r Also at Dipartimento di Matematica, Informatica e Fisica, Università di Udine, Udine, Italy
- ^s Also at Faculty of Physics, M.V. Lomonosov Moscow State University, Moscow, Russia
- ^t Also at Faculty of Engineering, Giresun University, Giresun, Turkey
- ^u Also at Graduate School of Science, Osaka University, Osaka, Japan
- ^v Also at Hellenic Open University, Patras, Greece
- ^w Also at Institució Catalana de Recerca i Estudis Avançats, ICREA, Barcelona, Spain
- ^x Also at Institut für Experimentalphysik, Universität Hamburg, Hamburg, Germany
- ^y Also at Institute for Nuclear Research and Nuclear Energy (INRNE) of the Bulgarian Academy of Sciences, Sofia, Bulgaria
- ^z Also at Institute for Particle and Nuclear Physics, Wigner Research Centre for Physics, Budapest, Hungary
- ^{aa} Also at Institute of Particle Physics (IPP), Victoria, Canada
- ^{ab} Also at Institute of Physics, Azerbaijan Academy of Sciences, Baku, Azerbaijan
- ^{ac} Also at Institute of Theoretical Physics, Ilia State University, Tbilisi, Georgia
- ^{ad} Also at Instituto de Física Teórica, IFT-UAM/CSIC, Madrid, Spain
- ^{ae} Also at Department of Physics, Istanbul University, Istanbul, Turkey
- ^{af} Also at Joint Institute for Nuclear Research, Dubna, Russia
- ^{ag} Also at Moscow Institute of Physics and Technology State University, Dolgoprudny, Russia
- ^{ah} Also at National Research Nuclear University MEPhI, Moscow, Russia
- ^{ai} Also at Physics Department, An-Najah National University, Nablus, Palestine
- ^{aj} Also at Physikalisches Institut, Albert-Ludwigs-Universität Freiburg, Freiburg, Germany
- ^{ak} Also at The City College of New York, New York, NY, USA
- ^{al} Also at TRIUMF, Vancouver, BC, Canada
- ^{am} Also at Università di Napoli Parthenope, Naples, Italy
- ^{an} Also at University of Chinese Academy of Sciences (UCAS), Beijing, China
- * Deceased