

This article has been accepted for publication in Monthly Notices of the Royal Astronomical Society Letters ©: 2015 The Author. Published by Oxford University Press on behalf of the Royal Astronomical Society. All rights reserved.

Raising the bar: new constraints on the Hubble parameter with cosmic chronometers at $z \sim 2$

Michele Moresco[★]

Dipartimento di Fisica e Astronomia, Università di Bologna, Viale Bertini Pichat 6/2, I-40127 Bologna, Italy

Accepted 2015 March 2. Received 2015 March 2; in original form 2015 January 15

ABSTRACT

One of the most compelling tasks of modern cosmology is to constrain the expansion history of the Universe, since this measurement can give insights on the nature of dark energy and help to estimate cosmological parameters. In this letter are presented two new measurements of the Hubble parameter $H(z)$ obtained with the cosmic chronometer method up to $z \sim 2$. Taking advantage of near-infrared spectroscopy of the few very massive and passive galaxies observed at $z > 1.4$ available in literature, the differential evolution of this population is estimated and calibrated with different stellar population synthesis models to constrain $H(z)$, including in the final error budget all possible sources of systematic uncertainties (star formation history, stellar metallicity, model dependences). This analysis is able to extend significantly the redshift range coverage with respect to present-day constraints, crossing for the first time the limit at $z \sim 1.75$. The new $H(z)$ data are used to estimate the gain in accuracy on cosmological parameters with respect to previous measurements in two cosmological models, finding a small but detectable improvement (~ 5 per cent) in particular on Ω_M and w_0 . Finally, a simulation of a *Euclid*-like survey has been performed to forecast the expected improvement with future data. The provided constraints have been obtained just with the cosmic chronometers approach, without any additional data, and the results show the high potentiality of this method to constrain the expansion history of the Universe at these redshifts.

Key words: cosmological parameters – cosmology: observations – dark energy – dark matter.

1 INTRODUCTION

Since the pioneering works of Riess et al. (1998) and Perlmutter et al. (1999), the comprehension of the accelerated expansion of the Universe has become a key question in cosmology. Amongst many proposed approaches to tackle this open issue (for a comprehensive review; see Weinberg et al. 2013), the most common ones rely on probes which are able to disentangle the evolution with redshift due to the expansion of the Universe, and the intrinsic evolution of the considered probe; for this purpose, generally probes with ‘standard’ properties have been considered, such as *standard candles* (Supernovae Type Ia, SNe) and *standard rulers* (Baryon Acoustic Oscillations, BAO). In this context, each analysis has its own strength and weakness, but it is now common understanding that it is of primary importance to explore various possibility at the same time, to keep under control the systematic effects biasing each single probe, and to cut down the errors on cosmological parameters by combining the different probes.

As suggested by Jimenez & Loeb (2002), an alternative method to constrain the expansion history of the Universe is based on the study of the redshift evolution of ‘cosmic chronometers’. In this

approach, the relative age of passive galaxies dz/dt can be used as *standard clocks*, since $H(z) = -1/(1+z)dz/dt$. The key issues of this method are the identification of a proper population of galaxies to trace homogeneously the differential age evolution of the Universe, and the reliance on theoretical models to estimate galaxy ages, and hence the degeneracy between parameters. As pointed out by many authors (for an extensive review; see Renzini 2006), massive and passive early-type galaxies represent the ideal population to address the first point, having assembled their mass at high redshift and being passively evolving since then. To solve the second point, in previous papers (Moresco et al. 2011, 2012a) an improvement of the technique was proposed based on the study of a direct observable of galaxy spectra, the 4000 Å break ($D4000$), which is known to be strictly correlated with galaxy age and metallicity, and less significantly dependent on star formation history (SFH); since the assumption of a linear relation between $D4000$ and age of a galaxy has been proven to be an extremely good approximation for most $D4000$ regimes (see Moresco et al. 2011, 2012a), i.e. $D4000 = A(\text{SFH}, Z/Z_\odot) \cdot \text{age} + B$, it is possible to redefine $H(z)$ as:

$$H(z) = -\frac{1}{1+z} A(\text{SFH}, Z/Z_\odot) \frac{dz}{dD4000}. \quad (1)$$

The strength of this new equation is that now the dependence on statistical and systematic effects has been decoupled: the factor

[★] E-mail: michele.moresco@unibo.it

$dz/dD4000$ is only dependent on observables, while all the dependence on degeneracy between parameters or assumption of stellar population synthesis (SPS) models is contained in the factor $A(\text{SFH}, Z/Z_{\odot})$, which can be calibrated on SPS models. Its drawback is that it relies on the estimate of the stellar metallicity of the population, or at least on having a reasonable proxy of it, to be used as a prior. All the possible systematic error deriving from these assumptions (both on models and on the galaxy properties) have been considered and taken in consideration in the total error budget, as discussed in the following section. In Moresco et al. (2012a) was demonstrated that this new approach relying on the spectroscopic differential evolution of cosmic chronometers is robust against the choice of SPS models, and not significantly dependent on the SFH assumptions (also because the selection criteria leaves small space for prolonged SFHs). In that paper, eight new $H(z)$ measurements have been provided in the redshift range $0.15 < z < 1.1$, significantly extending the redshift coverage and precision of similar analysis (Simon, Verde & Jimenez 2005; Stern et al. 2010; Zhang et al. 2014); the potential of this new method in comparison with more standard probes has been studied by many authors (e.g. see Jimenez et al. 2012; Moresco et al. 2012b; Wang et al. 2012; Zhao et al. 2012; Riemer-Sørensen et al. 2013; Verde, Protopapas & Jimenez 2014), which demonstrated how the cosmic chronometers method can be competitive for many aspects with SNe and BAO in constraining cosmological parameters.

In this letter, two new $H(z)$ measurements up to $z \sim 2$ are reported, taking advantage of various literature data of high redshift ($z > 1.4$) massive and passive galaxies with near-infrared spectroscopy covering the rest-frame range around the D4000. These data, never used before for this scope, represent a golden mine to extend present-day estimates of $H(z)$ to a redshift range never approached before with this technique, and matched only by the measurement of the BAO in the Ly α forest of BOSS quasars by Busca et al. (2013). Throughout this letter the new data are presented, and the gain in accuracy for different cosmological parameters discussed, providing also forecasts of improvement which may be reached with future surveys.

2 DATA

Different literature data providing spectroscopical analysis of high redshift ($z > 1.4$) massive and passive galaxies are considered. The most massive, passive and with the shortest SFH sample has been selected from each analysis: these galaxies represent the most appropriate probe to sample the expansion history of the Universe, mapping the ‘eldest crust’ population at each redshift independently of the selection criteria. To apply the method, it has been considered the definition of the break with narrower bands ($D4000_n$, 3850–3950 and 4000–4100 Å) introduced by Balogh et al. (1999), being less sensitive to potential reddening effects. While some works provide such measurement, for the others the spectra have been analysed, obtaining for the first time $D4000_n$ estimates for these samples.

In the following, the samples used, and how they have been selected, are briefly presented. For the full description these analyses, one can refer to the original papers.

(i) Saracco et al. (2005). This work presents seven massive evolved galaxies spectroscopically identified in the MUNICS survey; the spectral analysis confirmed their passive nature, with short SFH ($\tau < 0.3$ Gyr) and high masses ($M/M_{\odot} > 10^{11}$).

(ii) Kriek et al. (2009). They analyse the spectrum of a quiescent, ultradense galaxy at $z = 2.1865$ obtained with the Gemini Near-Infrared Spectrograph. The spectral fitting provided a low star

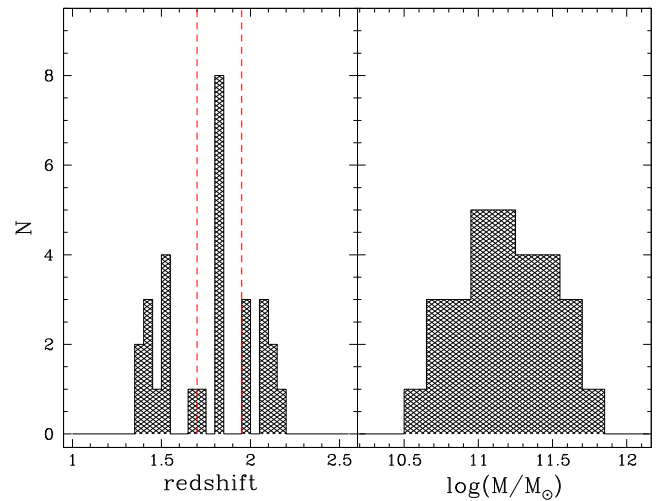


Figure 1. Redshift (left-hand plot) and stellar mass (right-hand plot) histograms for the high- z passive galaxies analysed. The red dotted lines show how the sample has been divided into three redshift bins.

formation rate (present SFR < 1 per cent of past SF), and large mass ($M/M_{\odot} > 10^{11}$).

(iii) Onodera et al. (2012). In this work, 18 passive BzK galaxies in the COSMOS field at $z > 1.4$ were spectroscopically observed and analysed; the fit to their SED provided stellar masses $M/M_{\odot} = 4\text{--}40 \times 10^{10}$. The most passive sample is further selected, discarding galaxies with 24 μm detection, prolonged SFH ($\tau > 0.3$ Gyr) and high H δ values ($\text{EW}(\text{H}\delta) < -3$ Å).

(iv) Gobat et al. (2013). From *HST*/WFC3 slitless spectroscopic observations of the cluster Cl J1449+0856, six quiescent members were identified at $z = 2$; four of them have a high enough S/N to allow the measurement of $D4000$, and their stellar masses were measured in Strazzullo et al. (2013) ($M/M_{\odot} > 1.2 \times 10^{11}$).

(v) Krogager et al. (2014). In this work, they presented deep *HST*/WFC3 grism spectroscopy for a sample of 14 galaxies at $z \sim 2$ in the COSMOS field. Among them, seven are quiescent galaxies with measured $D4000$ and masses $M/M_{\odot} > 0.6 \times 10^{11}$. Due to the low resolution and poor sampling of the grism data, the $D4000$ has been measured in its definition with larger bands ($D4000_w$, 3850–3950 and 4000–4100 Å, Bruzual 1983), and to compare it with the other data SPS models are used to obtain the required conversion.¹

In this way, 29 galaxies are selected, which represent the most massive, red and passive galaxies found so far at these redshifts. On average, the formation redshifts (estimated from the best fit to both galaxy spectra and photometry) are $3.5 < z_f < 5$, with a spread in formation age < 0.45 Gyr, which is much smaller than the associated error, therefore avoiding possible progenitor bias issues. In Fig. 1 are shown the redshift and stellar mass distributions of the final sample. The scatter in $D4000_n$ between the analysed galaxies ($\sigma_{D4000} \sim 0.2\text{--}0.25$) is statistically consistent with the properties of the considered population, with the $D4000_n$ errors and the estimated SFH contributing in similar fractions to it. To apply the method, the sample has been further divided into three redshift bins to approximately preserve the same number of galaxies in each bin, as shown in the figure. This choice is a trade-off aimed to maximize both the number of $H(z)$ measurements and to minimize the relative error

¹ Note that the conversion factor from $D4000_w$ to $D4000_n$ in this range of values is ~ 12 per cent, and does not significantly depend on the assumed model.

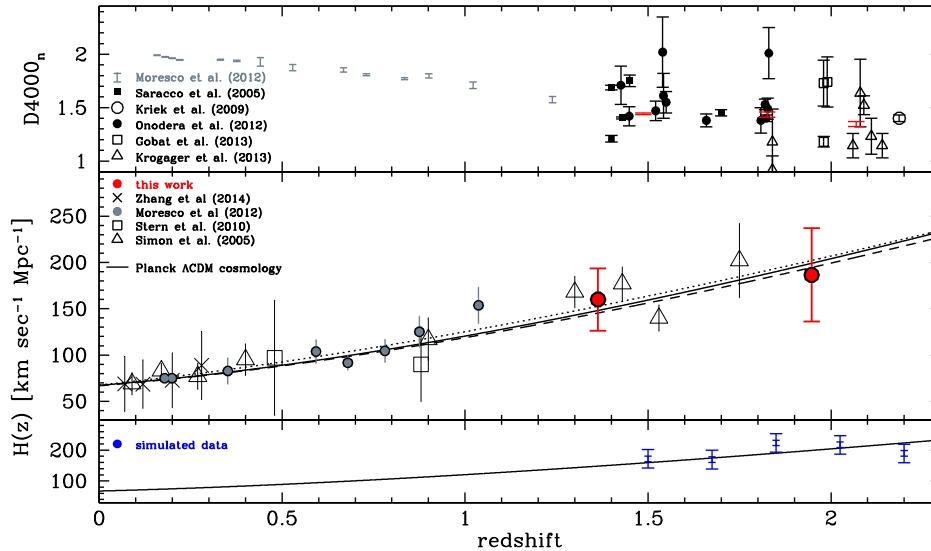


Figure 2. Upper plot: $D4000_{n-z}$ relation for the galaxies considered in this analysis (black points), their weighted average (red points) and the median relation obtained at lower redshifts in Moresco et al. (2012a) in the same mass regime. Intermediate plot: Hubble parameter measurements obtained (red points), compared with literature data. Filled points have been obtained with D4000-based cosmic chronometers, while the open points from the relative age based method. The theoretical relation is not a best fit to the data, but the $H(z)$ obtained assuming a Planck fiducial cosmology ($\Omega_m = 0.315$, $H_0 = 67.3 \text{ km s}^{-1} \text{ Mpc}^{-1}$, Planck Collaboration XVI 2014). The best fits to the data for an open Λ CDM cosmology and for a flat w CDM cosmology are shown, respectively, with a dotted and dashed line. Lower plot: simulated $H(z)$ data from a *Euclid*-like survey. The inner error bar represent the statistical error, while the outer error bar the total error.

bars. The $D4000_n$ data have been then averaged in the previously discussed redshift bins using a weighted mean, to take into account also the error associated with each sample, since some points have a much smaller error than others; the results are shown in the upper plot of Fig. 2. In the figure it is also shown the median $D4000_{n-z}$ relation obtained in Moresco et al. (2012a) in the same mass range ($10^{11} < M/M_\odot < 10^{11.25}$), to give an insight of the overall evolution between $z \sim 0$ to $z \sim 2$. The last point of Moresco et al. (2012a) will be also used as connection point between the low-redshift and the high-redshift analysis, to estimate the first $H(z)$ point.

3 METHOD AND ANALYSIS

The Hubble parameter $H(z)$ is evaluated following equation 1, where the relevant quantities are $dz/dD4000_n$ and $A(\text{SFH}, Z/Z_\odot)$. To obtain the first one, it has been estimated the evolution between the last $D4000_n$ point provided in Moresco et al. (2012a) and the first point of this analysis, and between the second and third points of this analysis. In this way, it was possible to provide two new $H(z)$ measurements. The parameter $A(\text{SFH}, Z/Z_\odot)$ has been estimated from SPS models, as described in Moresco et al. (2012a). Briefly, given the properties of the selected population, are considered models with an exponentially delayed SFH with different τ (up to $\tau = 0.3$ Gyr, characteristic of the selected sample) and a stellar metallicity in the range $0.75 < Z/Z_\odot < 1.25$. This last choice is well justified both on observational and theoretical basis. On one hand, for the selected sample only broad constraints on metallicity are provided, with a general agreement on a near solar (or slightly subsolar) metallicity. The most precise constraint so far for this population of very massive and passive galaxies has been obtained by Onodera et al. (2014), finding from the stacked spectrum of 24 galaxies a metallicity in the range 0.024 ± 20 per cent. On the other hand, these passive systems have already exhausted their gas reservoir, and therefore a negligible evolution is expected with respect to their low-redshift counterparts, which show an almost solar

Table 1. Hubble parameter measurements.

z	$H(z)$ ($\text{km s}^{-1} \text{ Mpc}^{-1}$)
1.363	160 ± 33.6
1.965	186.5 ± 50.4

metallicity. Therefore, a conservative range of ± 25 per cent around solar metallicity is assumed. Two SPS models have been used: (Bruzual & Charlot 2003, BC03) and (Maraston & Strömbäck 2011, MaStro). They encompass different assumptions for stellar evolutionary models, treatment of the asymptotic giant branch phase, and method used to compute the integrated spectra, and so can be used to quantify the dependence of the results on the models. The parameter $A(\text{SFH}, Z/Z_\odot)$ is estimated in both models, and the difference in the resulting $H(z)$ values has been summed in quadrature to the total error.

In Table 1 and Fig. 2 are reported the two new $H(z)$ constraints, and for comparison are shown also the values available in literature obtained from ‘cosmic chronometers’ approach, both from relative ages or $D4000$. As it is possible to see, this analysis for the first time breaks the current limit at $z \sim 1.75$, proving a measurement at $z \sim 2$. These results have been obtained with just a few tens galaxies, and shows the potentiality of this approach to provide valuable constraints in the range $1.5 < z < 2$; in this range, forthcoming surveys such as *Euclid* (Laureijs et al. 2011) and WFIRST (Spergel et al. 2013), will greatly improve the present-day statistic, increasing the number of passive galaxies at these redshifts by at least an order of magnitude (see Laureijs et al. 2011). In estimating the statistical strength of these new data, a simulation of the possible new constraints that can be achieved with new data was also performed. It has been considered a *Euclid*-like survey observing approximately one thousand spectra of passive galaxies in five redshift bins in the range $1.5 < z < 2$; the expected error is estimated taking into account, to be conservative, only the improvement due to the

Table 2. Marginalized cosmological parameters constraints obtained with cosmic chronometers in the two considered cosmologies. The errors reported correspond to 1σ confidence levels.

Λ CDM	Ω_M	Ω_Λ	Ω_k
D4000 $H(z)$	$0.48^{+0.19}_{-0.37}$	$0.93^{+0.07}_{-0.48}$	$-0.43^{+0.87}_{-0.23}$
D4000 $H(z)$ + new data	$0.41^{+0.2}_{-0.32}$	$0.74^{+0.26}_{-0.34}$	$-0.15^{+0.68}_{-0.45}$
all $H(z)$	$0.27^{+0.19}_{-0.19}$	$0.55^{+0.27}_{-0.25}$	$-0.19^{+0.44}_{-0.46}$
all $H(z)$ + new data	$0.26^{+0.18}_{-0.18}$	$0.54^{+0.26}_{-0.24}$	$0.21^{+0.42}_{-0.45}$
all $H(z)$ + new + sim data	$0.24^{+0.13}_{-0.13}$	$0.51^{+0.22}_{-0.21}$	$0.25^{+0.34}_{-0.35}$
fwCDM	H_0 [km s $^{-1}$ Mpc $^{-1}$]	Ω_M	w_0
D4000 $H(z)$	$67.8^{+12.8}_{-6.5}$	$0.32^{+0.11}_{-0.08}$	< -0.78
D4000 $H(z)$ + new data	$67.3^{+12.5}_{-6.3}$	$0.31^{+0.1}_{-0.08}$	< -0.5
all $H(z)$	$67^{+8.3}_{-4.5}$	$0.3^{+0.07}_{-0.06}$	$-1^{+0.58}_{-0.92}$
all $H(z)$ + new data	$66.8^{+7.8}_{-4.3}$	$0.3^{+0.06}_{-0.06}$	$-0.96^{+0.54}_{-0.86}$
all $H(z)$ + new + sim data	$66^{+6.3}_{-4}$	$0.29^{+0.06}_{-0.05}$	$-0.82^{+0.44}_{-0.64}$

increased statistic. In this way, the systematic errors are expected to clearly dominate over the statistical errors (see Fig. 2). The data have been simulated on a Planck fiducial cosmology, shifting the simulated points from the theoretical relation with a Gaussian distribution with dispersion equal to the estimated error. These simulated data are also shown in Fig. 2.

To explore the constraining power of the new $H(z)$ data, I considered two models, an open Λ CDM model:

$$H(z) = H_0 \sqrt{\Omega_M(1+z)^3 + \Omega_k(1+z)^2 + \Omega_\Lambda}, \quad (2)$$

where $\Omega_M + \Omega_\Lambda + \Omega_k = 1$ and a flat wCDM model:

$$H(z) = H_0 \sqrt{\Omega_M(1+z)^3 + \Omega_\Lambda(1+z)^{3(1+w_0)}}. \quad (3)$$

A standard χ^2 analysis is performed as a function of three cosmological parameters, i.e. $\{\Omega_M, \Omega_\Lambda, \Omega_k\}$ ($H_0 = 67.3 \text{ km s}^{-1} \text{ Mpc}^{-1}$, Planck Collaboration XVI 2014) and $\{\Omega_M, H_0, w_0\}$, respectively. The cosmological constraints obtained are shown in Table 2 and Figs 3 and 4; the values provided have been obtained by marginalizing each time the full 3D likelihood on the uninteresting parameters. Both the constraints that can be achieved with only D4000 data and with all the $H(z)$ measurements obtained from cosmic chronometers are considered, and in both case the results obtained with and without the two new $H(z)$ points of this analysis are compared. For many parameters, it is found a measurable, even if small, improvement adding the new $H(z)$ measurements, especially for Ω_M and w_0 (~ 5 per cent, see also Fig. 4); this is in particular remarkable considering that this analysis has been performed on a very small set of galaxies. The forecasts for a *Euclid*-like survey are more optimistic, with a percentage improvement on the error of ~ 30 per cent, 20 per cent and 15 per cent, respectively, for Ω_M , Ω_k and Ω_Λ in a Λ CDM cosmology, and ~ 10 per cent, 15 per cent and 20 per cent, respectively, for Ω_M , H_0 and w_0 in a flat wCDM cosmology. As expected the improvement on the low-redshift parameter H_0 is less significant, since the new data primarily constrain the evolution of $H(z)$ at high redshift.

4 CONCLUSIONS

This analysis shows the potentiality of using the ‘cosmic chronometers’ approach to constrain the expansion history of the Universe up to $z \sim 2$. Using spectroscopic observation of a few very massive and

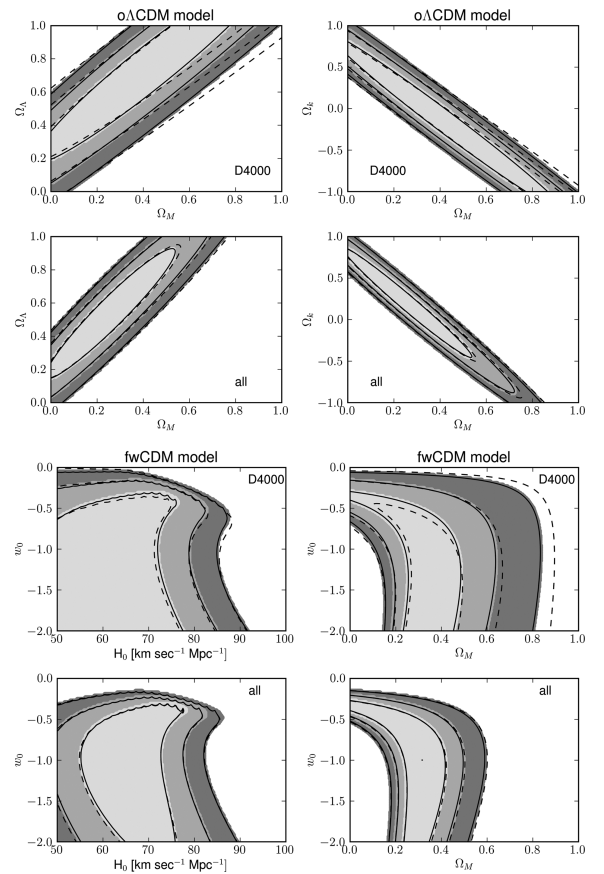


Figure 3. Marginalized contour plots for an open Λ CDM cosmology (four upper panels) and in a flat wCDM cosmology (four lower panels). In each cosmology are shown 1σ , 2σ , and 3σ confidence levels (light, medium and dark grey, respectively) considering only the D4000 data or all the data, as highlighted in the captions. Solid lines show the constraints obtained including the new $H(z)$ data, while dashed lines show the constraints without them; the relative gain in accuracy obtainable with these new data can be inferred by comparing the two lines.

passive galaxies in the range $1.4 < z < 2.2$, I provide two new measurements of $H(z)$ at $z = 1.36$ and $z = 1.97$, improving the current limit at $z \sim 1.75$. The new data are shown to be important to further improve the accuracy especially Ω_M and w_0 with respect to current

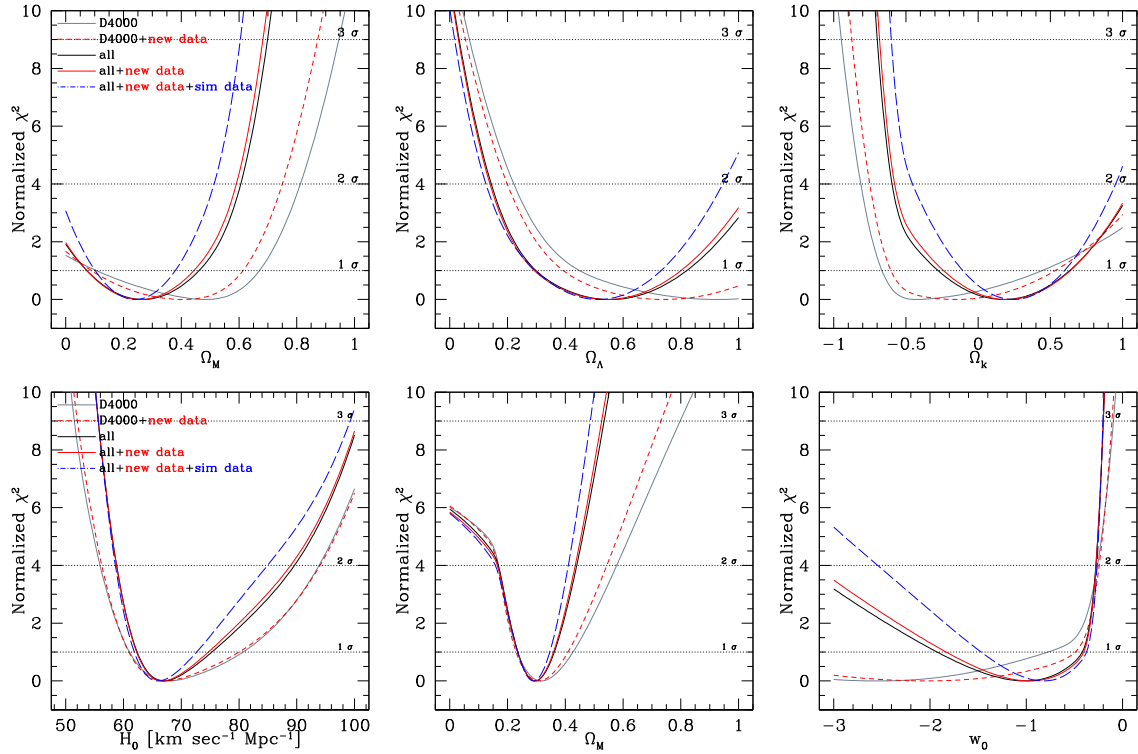


Figure 4. One-dimensional marginalized χ^2 for cosmological parameters in an open Λ CDM cosmology (upper panels) and in a flat w CDM cosmology (lower panels). In each case, it is shown for comparison the constraints obtained with *D4000* data (with and without the new $H(z)$ measurements, grey and red dashed lines), with all the data (with and without the new $H(z)$ measurements, black and red solid lines), and also with the simulated data added (blue dashed lines).

measurements obtained with this technique. The forecasts obtained on a *Euclid*-like survey confirmed an even higher improvement in the accuracy reachable on most cosmological parameters. It is of particular interest that the provided constraints have been obtained with a single cosmological probe. Much more precise estimates will be available once different probes are combined, as shown e.g. in Moresco et al. (2012b).

ACKNOWLEDGEMENTS

I am grateful to A. Cimatti, L. Pozzetti, R. Jimenez and L. Verde for interesting comments and suggestions which helped to improve the presentation of this work. I am also thankful to J.-K. Krogager and R. Gobat for providing detailed information about their samples, and to the anonymous referee for useful comments. I acknowledge financial contributions by grants ASI/INAF I/023/12/0 and PRIN MIUR 2010-2011 ‘The dark Universe and the cosmic evolution of baryons: from current surveys to Euclid’.

REFERENCES

- Balogh M. L., Morris S. L., Yee H. K. C., Carlberg R. G., Ellingson E., 1999, *ApJ*, 527, 54
- Bruzual A. G., 1983, *ApJ*, 273, 105
- Bruzual G., Charlot S., 2003, *MNRAS*, 344, 1000
- Busca N. G. et al., 2013, *A&A*, 552, A96
- Gobat R. et al., 2013, *ApJ*, 776, 9
- Jimenez R., Loeb A., 2002, *ApJ*, 573, 37
- Jimenez R., Talavera P., Verde L., Moresco M., Cimatti A., Pozzetti L., 2012, *J. Cosmol. Astropart. Phys.*, 3, 14
- Kriek M., van Dokkum P. G., Labbé I., Franx M., Illingworth G. D., Marchesini D., Quadri R. F., 2009, *ApJ*, 700, 221
- Krogager J.-K., Zirm A. W., Toft S., Man A., Brammer G., 2014, *ApJ*, 797, 17
- Laureijs R. et al., 2011, preprint ([arXiv:1110.3193](https://arxiv.org/abs/1110.3193))
- Maraston C., Strömbäck G., 2011, *MNRAS*, 418, 2785
- Moresco M., Jimenez R., Cimatti A., Pozzetti L., 2011, *J. Cosmol. Astropart. Phys.*, 3, 45
- Moresco M., Verde L., Pozzetti L., Jimenez R., Cimatti A., 2012a, *J. Cosmol. Astropart. Phys.*, 7, 53
- Moresco M. et al., 2012b, *J. Cosmol. Astropart. Phys.*, 8, 6
- Onodera M. et al., 2012, *ApJ*, 755, 26
- Onodera M. et al., 2014, preprint ([arXiv:1411.5023](https://arxiv.org/abs/1411.5023))
- Perlmutter S. et al., 1999, *ApJ*, 517, 565
- Planck Collaboration XVI, 2014, *A&A*, 571, A16
- Renzini A., 2006, *ARA&A*, 44, 141
- Riemer-Sørensen S., Parkinson D., Davis T. M., Blake C., 2013, *ApJ*, 763, 89
- Riess A. G. et al., 1998, *AJ*, 116, 1009
- Saracco P. et al., 2005, *MNRAS*, 357, L40
- Simon J., Verde L., Jimenez R., 2005, *Phys. Rev. D*, 71, 123001
- Spergel D. et al., 2013, preprint ([arXiv:1305.5422](https://arxiv.org/abs/1305.5422))
- Stern D., Jimenez R., Verde L., Kamionkowski M., Stanford S. A., 2010, *J. Cosmol. Astropart. Phys.*, 2, 8
- Strazzullo V. et al., 2013, *ApJ*, 772, 118
- Verde L., Protopapas P., Jimenez R., 2014, *Phys. Dark Universe*, 5, 307
- Wang X., Meng X.-L., Zhang T.-J., Shan H., Gong Y., Tao C., Chen X., Huang Y. F., 2012, *J. Cosmol. Astropart. Phys.*, 11, 18
- Weinberg D. H., Mortonson M. J., Eisenstein D. J., Hirata C., Riess A. G., Rozo E., 2013, *Phys. Rep.*, 530, 87
- Zhang C., Zhang H., Yuan S., Liu S., Zhang T.-J., Sun Y.-C., 2014, *Res. Astron. Astrophys.*, 14, 1221
- Zhao G.-B., Crittenden R. G., Pogosian L., Zhang X., 2012, *Phys. Rev. Lett.*, 109, 171301

This paper has been typeset from a $\text{\TeX}/\text{\LaTeX}$ file prepared by the author.