



# Multiplicity dependence of inclusive $J/\psi$ production at midrapidity in pp collisions at $\sqrt{s} = 13$ TeV

ALICE Collaboration\*



## ARTICLE INFO

## Article history:

Received 9 June 2020

Received in revised form 26 August 2020

Accepted 31 August 2020

Available online 3 September 2020

Editor: L. Rolandi

## ABSTRACT

Measurements of the inclusive  $J/\psi$  yield as a function of charged-particle pseudorapidity density  $dN_{ch}/d\eta$  in pp collisions at  $\sqrt{s} = 13$  TeV with ALICE at the LHC are reported. The  $J/\psi$  meson yield is measured at midrapidity ( $|\eta| < 0.9$ ) in the dielectron channel, for events selected based on the charged-particle multiplicity at midrapidity ( $|\eta| < 1$ ) and at forward rapidity ( $-3.7 < \eta < -1.7$  and  $2.8 < \eta < 5.1$ ); both observables are normalized to their corresponding averages in minimum bias events. The increase of the normalized  $J/\psi$  yield with normalized  $dN_{ch}/d\eta$  is significantly stronger than linear and dependent on the transverse momentum. The data are compared to theoretical predictions, which describe the observed trends well, albeit not always quantitatively.

© 2020 European Organization for Nuclear Research. Published by Elsevier B.V. This is an open access article under the CC BY license (<http://creativecommons.org/licenses/by/4.0/>). Funded by SCOAP<sup>3</sup>.

## 1. Introduction

Hadronic charmonium production at collider energies is a complex and not yet fully understood process, involving hard-scale processes, i.e. the initial heavy-quark pair production, which can be described by means of perturbative quantum chromodynamics (pQCD), as well as soft-scale processes, i.e. the subsequent binding into a color-neutral charmonium state. The latter stage is addressed via models which assume that it factorizes with respect to the perturbative early stage. The widely used non-relativistic QCD (NRQCD) effective theory [1] incorporates contributions from several hadronization mechanisms, like color-singlet or color-octet models (see Ref. [2] for a recent review on models and Ref. [3] for a comparison with data of Run 1 at the LHC). The NRQCD formalism combined with a Color Glass Condensate (CGC) description of the incoming protons [4] is a recent example of a comprehensive treatment of the transverse momentum  $p_T$  and rapidity dependent production, in particular extended down to zero transverse momentum. Measurements of inclusive  $J/\psi$  production, as reported in this publication, contain a non-prompt contribution from bottom-hadron decays and the production of bottom quarks can be calculated in QCD perturbatively.

The event-multiplicity dependent production of charmonium and open charm hadrons in pp and p-Pb collisions are observables having the potential to give new insights on processes at the parton level and on the interplay between the hard and soft mechanisms in particle production and is widely studied at the LHC. ALICE has studied the multiplicity dependence in pp collisions at

$\sqrt{s} = 7$  TeV of inclusive  $J/\psi$  production at mid- and forward rapidity [5], and prompt  $J/\psi$  (including feed down from  $\psi(2S)$  and  $\chi_c$ ), non-prompt  $J/\psi$  and D-meson production at midrapidity [6]. The general observation is an increase of open and hidden charm production with charged-particle multiplicity measured at midrapidity. For the  $J/\psi$  production, multiplicities of about 4 times the mean value were reached. The results are consistent with an approximately linear increase of the normalized yield as a function of the normalized multiplicity (both observables are normalized to their corresponding averages in minimum bias events). For the D-meson production, normalized event multiplicities of about 6 were reached; a stronger than linear increase of D-meson production was observed at the highest multiplicities. Observations made by the CMS Collaboration for  $\Upsilon(nS)$  production at midrapidity at  $\sqrt{s} = 2.76$  TeV indicate a linear increase with the event activity, when measuring it at forward rapidity, and a stronger than linear increase with the event activity measured at midrapidity [7]. At RHIC, a measurement of  $J/\psi$  production as a function of multiplicity was recently performed by the STAR Collaboration [8] for  $\sqrt{s} = 0.2$  TeV, showing similar trends as observed in the LHC data. The  $J/\psi$  production as a function of charged-particle multiplicity was studied also in p-Pb collisions, exhibiting significant differences for different ranges of rapidity of the  $J/\psi$  meson [9,10]. A clear correlation with the event multiplicity (and event shape) was experimentally established for the inclusive charged-particle production [11] as well as for identified particles, including multi-strange hyperons [12].

Several theoretical models, described briefly in Section 4, predict a correlation of the normalized  $J/\psi$  production with the normalized event multiplicity which is stronger than linear. These include a coherent particle production model [13], the percolation

\* E-mail address: [alice-publications@cern.ch](mailto:alice-publications@cern.ch).

**Table 1**  
Number of selected events and corresponding integrated luminosities for the different triggers used in this analysis.

	MB and HM triggers		EMCal triggers	
	MB	HM	EG1	EG2
Number of events	$1.25 \times 10^9$	$0.64 \times 10^9$	$82.4 \times 10^6$	$120 \times 10^6$
Integrated luminosity	$21.6 \pm 1.1 \text{ nb}^{-1}$	$5.4 \pm 0.1 \text{ pb}^{-1}$	$7.2 \pm 0.1 \text{ pb}^{-1}$	$0.82 \pm 0.02 \text{ pb}^{-1}$

model [14], the EPOS3 event generator [15], a CGC-complemented NRQCD model [16], the PYTHIA 8.2 event generator [17,18], and the 3-Pomeron CGC model [19]. While for instance multiparton interactions (as implemented in PYTHIA) play an important role in charm(onium) production, it is important to notice that the predicted correlation is, in all the models to first order, the result of a ( $N_{\text{ch}}$ -dependent) reduction of the charged-particle multiplicity. Well known is the color string reconnection mechanism implemented in PYTHIA, but initial-state effects as in CGC models lead, with very different physics, similarly to a reduction in particle multiplicity.

In this Letter, the measurements of the inclusive  $J/\psi$  yield as a function of charged-particle pseudorapidity density in pp collisions at  $\sqrt{s} = 13 \text{ TeV}$  are presented. The measurements are performed in the dielectron channel at midrapidity with the ALICE detector at the LHC. The  $p_T$ -integrated and differential results are presented for minimum bias events as well as for events triggered on high multiplicity, which extend the multiplicity range up to 7 times the average multiplicity, and on the electromagnetic calorimeter signals, which allow to access  $p_T$  values up to 15–40 GeV/c. Section 2 outlines the experimental setup and the data sample; Section 3 describes the analysis, while Section 4 presents the results; a brief summary and outlook are given in Section 5.

## 2. Experiment and data sample

The reconstruction of  $J/\psi$  in the  $e^+e^-$  decay channel at midrapidity is performed using the ALICE central barrel detectors, described in detail in Refs. [20,21]. The setup is located in a solenoidal magnet providing a field of 0.5 T oriented along the beam direction.

For this analysis, a minimum bias (MB) trigger, a high multiplicity (HM) trigger, and two triggers based on the deposited energy in the combined Electromagnetic Calorimeter (EMCal) and the Di-jet Calorimeter (DCal) [22–24] are employed. Both the MB and HM triggers are provided by the V0 detector, that consists of two forward scintillator arrays [25] covering the pseudorapidity ranges  $-3.7 < \eta < -1.7$  and  $2.8 < \eta < 5.1$ . The MB trigger signal consists of a coincident signal in both arrays, while the HM trigger requires a signal amplitude in the V0 arrays above a threshold which corresponds to the 0.1% highest multiplicity events. The EMCal and DCal are located back-to-back in azimuth and form a two-arm electromagnetic calorimeter. While the EMCal detector covers  $|\eta| < 0.7$  over an azimuthal angle of  $80^\circ < \varphi < 187^\circ$ , the DCal covers  $0.22 < |\eta| < 0.7$  for  $260^\circ < \varphi < 320^\circ$  and  $|\eta| < 0.7$  for  $320^\circ < \varphi < 327^\circ$ . As a consequence of identical construction, both have identical granularity and intrinsic energy resolution. In this paper, EMCal and DCal will be referred to together as EMCal. The EMCal trigger consists of the sum of energy in a sliding window of  $4 \times 4$  towers above a given threshold (a tower is the smallest segmentation of the EMCal). In this data set, the trigger requires the presence of a cluster with a minimum energy of 9 GeV (EG1) or 4 GeV (EG2) in coincidence with the MB trigger condition.

Tracks are reconstructed in the pseudorapidity range  $|\eta| < 0.9$  using the Inner Tracking System (ITS) [26], which consists of six layers of silicon detectors around the beam pipe, and the Time Projection Chamber (TPC) [27], a large cylindrical gas detector

providing tracking and particle identification via specific ionization energy loss  $dE/dx$ . The first two layers of the ITS (covering  $|\eta| < 2.0$  and  $|\eta| < 1.4$ ), the Silicon Pixel Detector (SPD), are used for the charged-particle multiplicity measurement at midrapidity by counting tracklets, reconstructed from pairs of hits in the two SPD layers pointing to the collision vertex.

The results presented in this Letter are obtained using data recorded by ALICE during the LHC Run 2 data taking period for pp collisions at  $\sqrt{s} = 13 \text{ TeV}$ . The number of selected events and the corresponding integrated luminosities [28] are listed in Table 1 for the different triggers used in this analysis. For the analyzed data set, the maximum interaction rate was 260 kHz, and the maximum pileup probability was about  $5 \times 10^{-3}$ .

## 3. Analysis

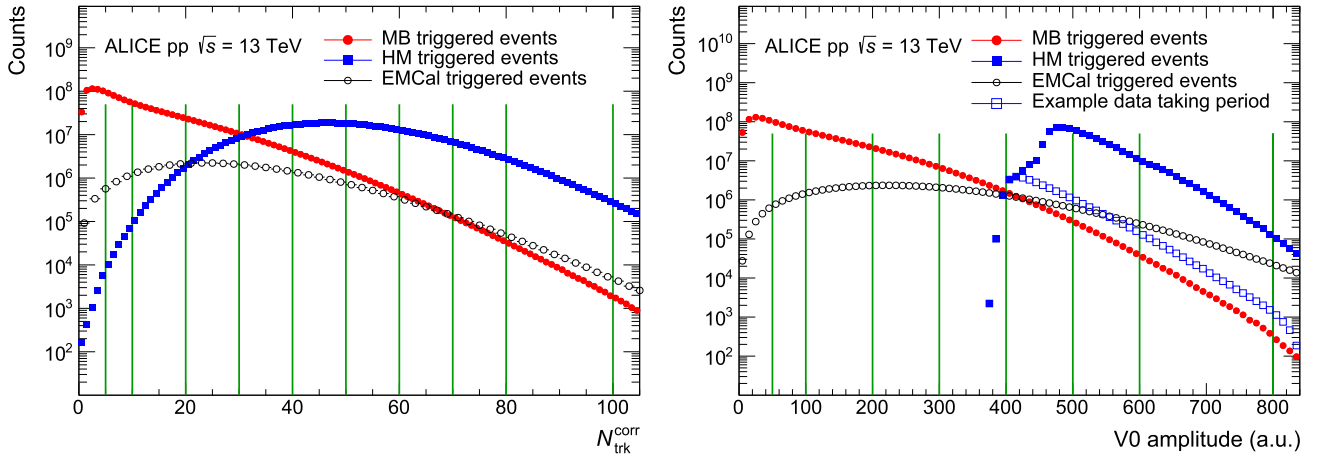
In this work the inclusive production of  $J/\psi$  mesons is studied as a function of the pseudorapidity density of charged particles at midrapidity,  $dN_{\text{ch}}/d\eta$ . The  $J/\psi$  yield in a given multiplicity interval and in a given rapidity ( $y$ ) range  $dN_{J/\psi}/dy$  is normalized to the  $J/\psi$  yield in the INEL>0 event class,  $\langle dN_{J/\psi}/dy \rangle$ . The INEL>0 event class contains all events with at least 1 charged particle in  $|\eta| < 1$ . In this ratio, most of the systematic uncertainties related to tracking and particle identification cancel.

### 3.1. Event selection

All events selected in this analysis are required to have a reconstructed collision vertex within the longitudinal interval  $|z_{\text{vtx}}| < 10 \text{ cm}$  in order to ensure uniform detector performance and one SPD tracklet in  $|\eta| < 1$ . Beam-gas events are rejected using timing cuts with the V0 detector. Pileup events are rejected using a vertex finding algorithm based on SPD tracklets [21], allowing the removal of events with 2 vertices. Because of the relatively small in-bunch pileup probability and the further event selection performed in the analysis, the fraction of remaining pileup is negligible in the minimum bias events sample and at most 2% in the high multiplicity triggered sample.

Events are binned in multiplicity classes based on either the SPD or the V0 detector signals, as shown in Fig. 1. Events corresponding to the onset of the V0 HM trigger are excluded; that onset is rather sharp. The smearing seen in the distribution in the right panel of Fig. 1 is due to the different thresholds used during operation. To illustrate this, the V0-amplitude distribution for a single data taking period is included in Fig. 1 (right panel, open squares).

For the measurement of the charged-particle pseudorapidity density  $dN_{\text{ch}}/d\eta$  at midrapidity,  $|\eta| < 1$ , the SPD tracklets are used [29]. Given the close proximity of the SPD detector to the interaction point (the two layers are at radial distances of 3.9 and 7.6 cm), its geometrical acceptance changes by up to 50% in the  $z_{\text{vtx}}$  interval selected for analysis. In addition, the mean number of SPD tracklets also varied during the 3-year Run 2 data taking period due to changes in the number of active SPD detector elements. In order to compensate for these detector effects, a  $z_{\text{vtx}}$  and time-dependent correction factor is applied such that the measured average multiplicity is equalized to a reference value. This



**Fig. 1.** Distribution of the corrected SPD tracklets  $N_{\text{trk}}^{\text{corr}}$  (left) and V0 amplitude (right) for the MB events as well as the HM- and EMCal-triggered events used in the analysis. The vertical lines indicate the used multiplicity intervals (see Table 2; the first bin spans from 0 to the position of the first line). For the HM-triggered events, the V0 amplitude distribution for a single data taking period is included for illustration (open squares).

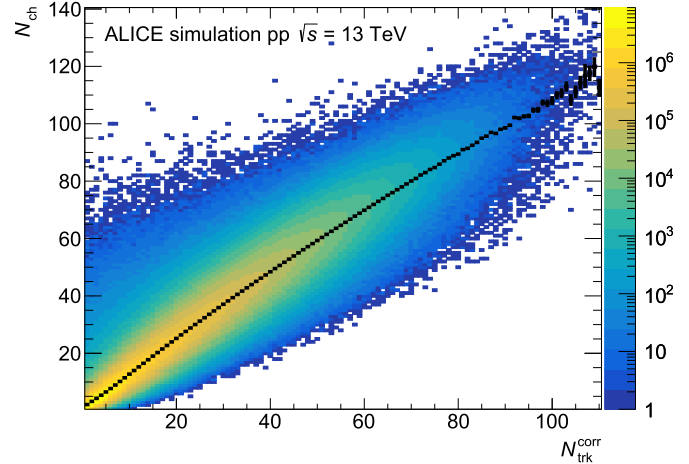
reference was chosen to be the largest mean SPD tracklet multiplicity observed over time and  $z_{\text{VTX}}$ . This procedure is similar to what was done previously in Ref. [5]. The correction factor for each event is randomly smeared using a Poisson distribution to take into account event-by-event fluctuations. In the case of the event selection based on the forward multiplicity measurement with the V0 detector, the signal amplitudes are equalized to compensate for detector aging and for the small acceptance variation with the event vertex position.

The overall inefficiency, the production of secondary particles due to interactions with the detector material and particle decays lead to a difference between the number of reconstructed tracklets and the true primary charged-particle multiplicity  $N_{\text{ch}}$  (see details in Ref. [29]). Using events simulated with the PYTHIA 8.2 event generator [30] (Monash 2013 tune, Ref. [31]), the correlation between the tracklet multiplicity (after the  $z_{\text{VTX}}$ -correction),  $N_{\text{trk}}^{\text{corr}}$ , and the generated primary charged particles  $N_{\text{ch}}$  is determined. The propagation of the simulated particles is done by GEANT 3 [32] with a full simulation of the detector response, followed by the same reconstruction procedure as for real data. The correction factor  $\beta(N_{\text{trk}}^{\text{corr}}) = N_{\text{ch}}/N_{\text{trk}}^{\text{corr}}$  to obtain the average  $dN_{\text{ch}}/d\eta$  value corresponding to a given  $N_{\text{trk}}^{\text{corr}}$  bin is computed from the  $N_{\text{trk}}^{\text{corr}}-N_{\text{ch}}$  correlation, shown in Fig. 2 for events simulated with PYTHIA 8.2 and particle transport through GEANT 3. As the generated charged-particle multiplicity in Monte Carlo differs from data, a corrected  $N_{\text{ch}}$  distribution is constructed from the measured  $N_{\text{trk}}^{\text{corr}}$  distribution using Bayesian unfolding. From it, the corrected  $\beta$  factors are obtained. A Monte Carlo closure test in PYTHIA 8.2 with unfolding based on EPOS-LHC events is used to validate the procedure.

The normalized charged-particle pseudorapidity density in each event class is calculated as:

$$\frac{dN_{\text{ch}}/d\eta}{\langle dN_{\text{ch}}/d\eta \rangle_{\text{INEL}>0}} = \frac{\beta \times \langle N_{\text{trk}}^{\text{corr}} \rangle}{\Delta\eta \times \langle dN_{\text{ch}}/d\eta \rangle_{\text{INEL}>0}}, \quad (1)$$

where  $\langle N_{\text{trk}}^{\text{corr}} \rangle$  is the averaged value of  $N_{\text{trk}}^{\text{corr}}$  in each multiplicity class, corrected for the trigger and vertex finding efficiencies. The former is estimated from Monte Carlo simulations and the latter with a data driven approach. They are below unity only for the low-multiplicity events. The value corresponding to  $\text{INEL} > 0$  events,  $\langle dN_{\text{ch}}/d\eta \rangle_{\text{INEL}>0}$ , was cross-checked with the published ALICE measurement [29], and is found to be in very good agreement. A similar procedure is also used for the event selection based on the V0 amplitude, measured as a sum of signals from charged particles in the intervals  $-3.7 < \eta < -1.7$  and



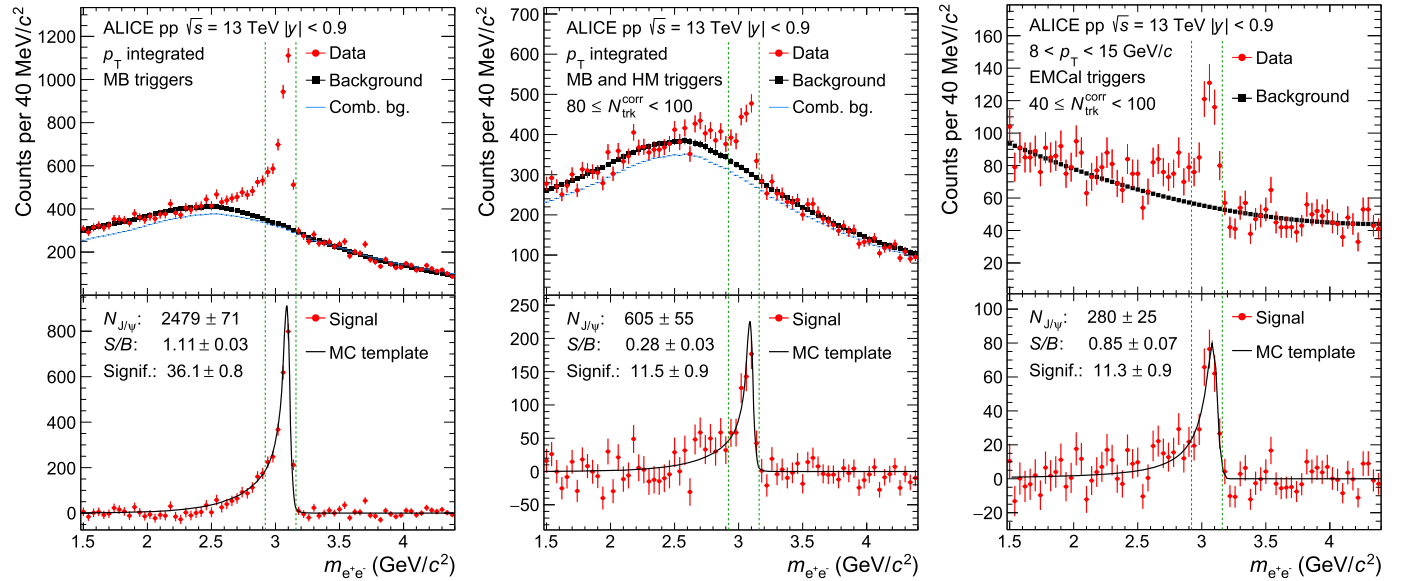
**Fig. 2.** Correlation between the number of generated primary charged particles,  $N_{\text{ch}}$ , and the number of reconstructed SPD tracklets,  $N_{\text{trk}}^{\text{corr}}$ , in  $|\eta| < 1$ , from PYTHIA 8.2 simulated collisions with detector transport through GEANT 3. The black points represent the mean values of  $N_{\text{ch}}$ .

**Table 2**

Average normalized charged-particle pseudorapidity density in  $|\eta| < 1$  for each event class selected in  $N_{\text{trk}}^{\text{corr}}$  measured in SPD ( $|\eta| < 1$ ; left part) and in V0 amplitude ( $-3.7 < \eta < -1.7$  and  $2.8 < \eta < 5.1$ ; right part). The values correspond to the data sample used for the  $p_T$ -integrated analysis. Only systematic uncertainties are shown since the statistical ones are negligible. The corresponding fraction of the  $\text{INEL}>0$  cross section for each event class is also indicated.

SPD selection		V0 selection	
$\frac{dN_{\text{ch}}/d\eta}{\langle dN_{\text{ch}}/d\eta \rangle_{\text{INEL}>0}}$	$\sigma/\sigma_{\text{INEL}>0}$	$\frac{dN_{\text{ch}}/d\eta}{\langle dN_{\text{ch}}/d\eta \rangle_{\text{INEL}>0}}$	$\sigma/\sigma_{\text{INEL}>0}$
$0.23 \pm 0.01$	32%	$0.40 \pm 0.01$	37%
$0.60 \pm 0.01$	25%	$0.76 \pm 0.01$	26%
$1.23 \pm 0.02$	25%	$1.41 \pm 0.02$	25%
$2.11 \pm 0.03$	11%	$2.26 \pm 0.03$	9.0%
$2.98 \pm 0.05$	4.7%	$3.03 \pm 0.04$	2.5%
$3.78 \pm 0.06$	1.8%	$3.92 \pm 0.06$	0.5%
$4.58 \pm 0.08$	0.6%	$4.33 \pm 0.07$	0.08%
$5.37 \pm 0.09$	0.2%	$4.96 \pm 0.08$	0.01%
$6.17 \pm 0.11$	0.05%		
$7.13 \pm 0.12$	0.02%		

$2.8 < \eta < 5.1$ . The resulting values of the normalized multiplicity for the event classes considered in the analysis are summarized in Table 2 alongside the respective fractions of the  $\text{INEL} > 0$  cross section.



**Fig. 3.** Top: Invariant mass distribution of electron-positron pairs for MB (left), HM (middle) and EMCAL (right) triggers, together with combinatorial background estimation from the track-rotation method (blue lines in the left and middle panels) and the full background estimation (black squares). In the lower panels, the  $J/\psi$  signal obtained after background subtraction is shown together with the  $J/\psi$  signal shape from Monte Carlo simulations. The entries contain a correction for the relative efficiency (see text). The vertical lines indicate the mass range for the signal counting.

### 3.2. $J/\psi$ signal extraction

The  $J/\psi$  meson is measured in the dielectron decay channel at midrapidity. Electrons and positrons are reconstructed in the central barrel detectors by requiring a minimum of 70 out of maximally 159 track points in the TPC and a value of the track fit  $\chi^2$  over the number of track points smaller than 4 [27]. Only tracks with at least two associated hits in the ITS, and one of them in the two innermost layers, are accepted. This requirement ensures both a good tracking resolution and the rejection of electrons and positrons produced from photons converting in the detector material. In the MB and HM trigger analysis, a further veto on the tracks belonging to identified photon conversion topologies is applied. The electron identification is achieved by the measurement of the specific energy loss of the track in the TPC, which is required to be compatible with that expected for electrons within 3 standard deviations. Tracks with a specific energy loss being consistent with that of the pion or proton hypothesis within 3.5 standard deviations are rejected. For the analysis of the EMCAL-triggered events, the energy deposition of the track in the TPC is required to be in a range between  $-2.25$  to  $+3$  standard deviations around the mean expected value for the electrons. In addition, at least one of the  $J/\psi$  decay electrons is required to be matched to a cluster in the EMCAL, with a cluster energy above the trigger threshold and an energy-to-momentum ratio in the range  $0.8 < E/p < 1.3$ . Electrons and positrons are selected in the pseudorapidity range  $|\eta| < 0.9$  and in the transverse momentum range  $p_T > 1$  GeV/c.

The number of reconstructed  $J/\psi$  is obtained from the invariant mass distribution of all the opposite-sign (OS) pairs, which contains  $e^+e^-$  pairs from  $J/\psi$  decays as well as combinatorics and other sources. In the MB and HM trigger analysis, the combinatorial background is estimated using a track rotation procedure in which one of the tracks is rotated by a random azimuthal angle multiple times to obtain a high statistics invariant mass distribution. This distribution is then normalized such that its integral over a range of the invariant mass well above the  $J/\psi$  mass peak matches the one of real OS pairs, and is subtracted from the latter distribution. The remaining residual background, which can be attributed to physical sources, e.g. correlated semileptonic decays of heavy-quark pairs, is estimated using a second-order polynomial

function. For the analysis of the EMCAL-triggered events, a fit to the OS invariant mass distribution is performed using a MC shape for the signal added to a polynomial to describe the background. A second- or third-order polynomial function is used, depending on the  $p_T$  range. The number of  $J/\psi$  is extracted by summing the dielectron yield in the background-subtracted invariant mass distribution in the mass interval  $2.92 < m_{ee} < 3.16$  GeV/c<sup>2</sup>, which contains approximately 2/3 of the total reconstructed yield. The yield falling outside of the counting window at low invariant mass is due to the electron bremsstrahlung in the detector material and to the radiative  $J/\psi$  decay, and is corrected for using Monte Carlo simulations. Also, a correction for the yield loss due to the limited trigger and vertex finding efficiencies at low multiplicities is applied.

Due to the trigger enhancement, the yields obtained using the EMCAL-triggered events were corrected by the trigger scaling factor, which is observed to be identical for all event classes. This correction is necessary to convert the yield per EMCAL-triggered events into a yield per MB-triggered event and is accomplished by a data-driven method using the ratio of the cluster energy distribution in triggered data divided by the cluster energy distribution in minimum bias data. The ratio flattens above the trigger threshold and the scaling factor is then obtained by fitting a constant to the flat interval.

In the top panels of Fig. 3 are shown the OS invariant mass distribution for MB events (left), a high multiplicity interval from the HM- (middle) and EMCAL-triggered events (right), together with the estimated background distribution. The combinatorial background distribution from the track rotation method is shown in the left and middle panels with the blue lines, while the total background is shown as black squares in all the panels. The signal obtained after background subtraction is described well by the signal shape obtained from Monte Carlo simulations (discussed below); these MC templates have been scaled and overlaid on the data points in the bottom panels of Fig. 3.

The  $J/\psi$  measurement is performed integrated in transverse momentum and in the  $p_T$  intervals  $0 < p_T < 4$  GeV/c and  $4 < p_T < 8$  GeV/c, using the MB and HM triggers. At higher  $p_T$ , the  $J/\psi$  mesons are reconstructed using the EMCAL triggered events in the transverse momentum intervals  $8 < p_T < 15$  GeV/c and

$15 < p_T < 40$  GeV/c. It was checked that the acceptance and efficiency for  $J/\psi$  reconstruction are not dependent on the event multiplicity. This was performed using pp collisions simulated with the PYTHIA 8.2 event generator with an injected  $J/\psi$  signal. The dielectron decay is simulated with the EvtGen package [33] using PHOTOS [34] to describe the final-state radiation. The  $J/\psi$  mesons are assumed to be unpolarized consistent with measurements in pp collisions at the LHC [35].

To account for the multiplicity dependence of the  $p_T$  spectrum of the  $J/\psi$  mesons, a correction for the relative efficiency, namely the efficiency for a given  $p_T$  value relative to the  $p_T$ -integrated value, is applied to each dielectron pair. This is contained in the invariant mass distributions shown in Fig. 3.

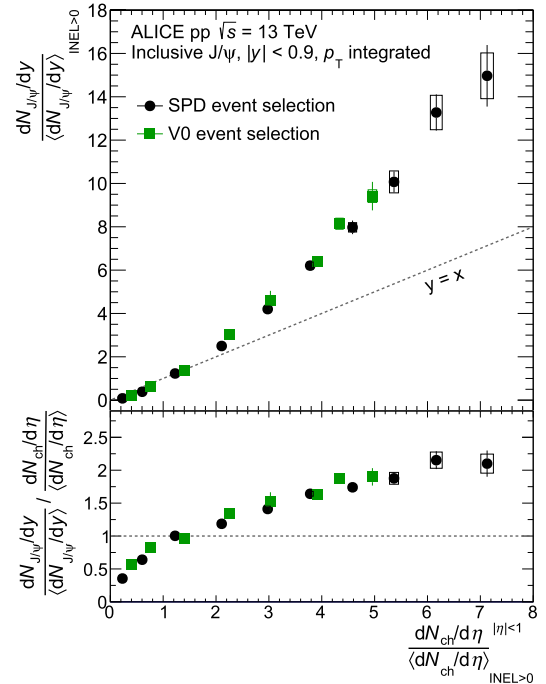
### 3.3. Systematic uncertainties

**Normalized multiplicity:** The systematic uncertainty on the normalized multiplicity contains contributions from the trigger, vertex finding, and SPD efficiencies. The first two contributions are estimated using alternative approaches: the trigger efficiency is calculated in a data-driven way, and for the vertex finding efficiency Monte Carlo simulations are used. The differences to the values obtained with the default methods are taken as the systematic uncertainties. The contribution from the vertex finding efficiency is below 1% (relative uncertainty) in all event classes, the one from the trigger efficiency reaches a maximum value of 1.3% for the lowest multiplicity class.

In order to estimate uncertainties due to the SPD tracklet reconstruction efficiency, the number of corrected tracklets is scaled up and down by 3%, which is the maximum observed discrepancy of the average number of SPD tracklets between data and Monte Carlo simulations. This uncertainty amounts to 3.6% in the lowest multiplicity class, and to less than 1.5% in all other classes. The uncertainty from the unfolding of the charged-particle multiplicity distribution is estimated by varying the number of iterations used in the Bayesian unfolding, as well as by using an alternative unfolding method [36]. The uncertainty is found to be negligible. All the aforementioned uncertainty sources are added in quadrature, leading to a total uncertainty on the normalized multiplicity of 3.7% for the lowest multiplicity class, and to less than 2% for all other classes.

**Normalized  $J/\psi$  yield:** The systematic uncertainties of the normalized  $J/\psi$  yield are due to the signal extraction, bin-flow caused by the Poissonian smearing applied for the  $z_{\text{vtx}}$ -dependent correction of the SPD acceptance and vertex finding, trigger and SPD efficiencies. For the analysis of the EMCal-triggered events, there is an additional component due to the matching of tracks to EMCal clusters and the electron identification via the  $E/p$  measurement, which has a non-negligible multiplicity dependence. The  $E/p$  interval and the value of  $E$  used to select only electrons above the EMCal trigger threshold are varied to determine the systematic uncertainty of the electron identification with the EMCal, leading to values from 1% to 12%, depending on the multiplicity bin.

The uncertainty of the  $J/\psi$  signal extraction is determined by varying the functions used to fit the background (first- or second-degree polynomials or exponential) and the fitting ranges, with the RMS of the distribution of normalized yields obtained from these variations being taken as a systematic uncertainty (the normalized yield corresponds to the default selection). The bin-flow effect is estimated from the RMS of the results obtained by repeating the analysis several times with different seeds for the random number generator. The uncertainties from the signal extraction and the bin-flow effect are the dominant ones. They are of comparable size, with values between 1% and 8% depending on the multiplicity and  $p_T$  interval. The uncertainties of the vertex finding, trigger and



**Fig. 4.** Normalized inclusive  $p_T$ -integrated  $J/\psi$  yield at midrapidity as a function of normalized charged-particle pseudorapidity density at midrapidity ( $|\eta| < 1$ ) with the event selection based on SPD tracklets at midrapidity and on V0 amplitude at forward rapidity in pp collisions at  $\sqrt{s} = 13$  TeV. Top: normalized  $J/\psi$  yield (diagonal drawn for reference). Bottom: double ratio of the normalized  $J/\psi$  yield and multiplicity. The error bars show statistical uncertainties and the boxes systematic uncertainties.

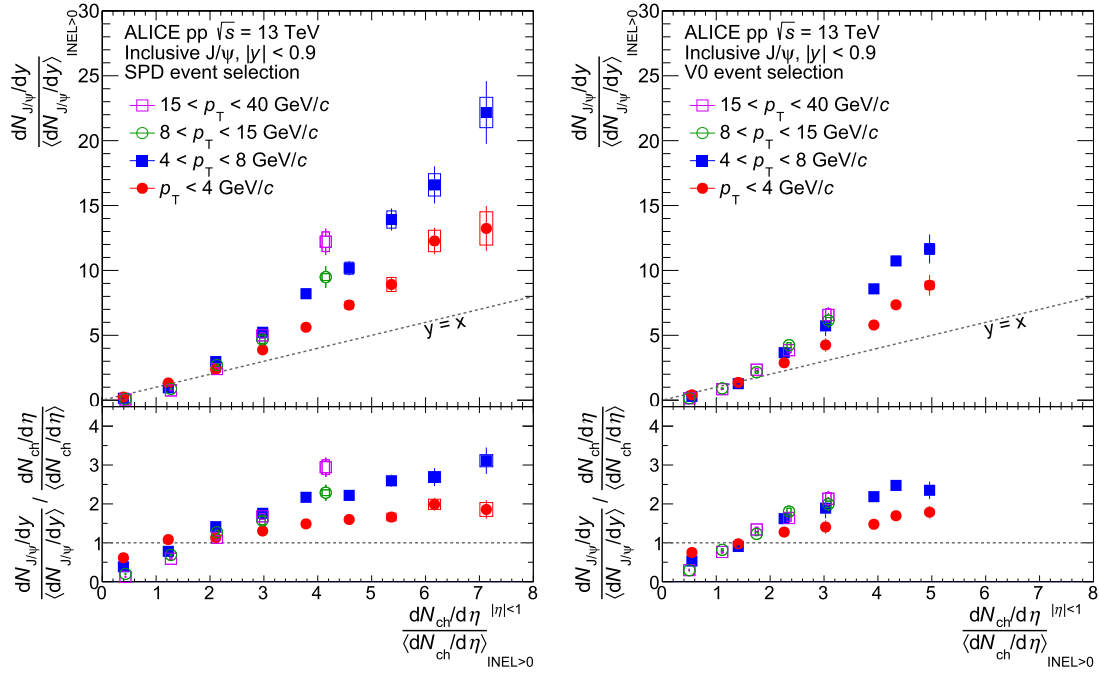
SPD tracklet efficiencies affect the estimated number of  $\text{INEL} > 0$  collisions, and hence the event-averaged minimum bias  $J/\psi$  yield  $\langle dN_{J/\psi}/dy \rangle$ , as well as the  $J/\psi$  yield in the low multiplicity classes. The uncertainties of the vertex finding and SPD efficiencies are below 1% in most classes, while the uncertainty due to the trigger efficiency reaches up to 4%, depending on the multiplicity class.

All the mentioned sources are added in quadrature to obtain the total systematic uncertainty, which, for the  $p_T$ -integrated results, varies between 3% and 7% with the multiplicity class. For the selected  $p_T$  intervals, the uncertainties are larger, varying between 3% and 10% with multiplicity and  $p_T$  interval, mainly due to the signal extraction, which is affected by statistical fluctuations of the background. The results at high  $p_T$ , employing the EMCal, have uncertainties up to 13%, which are larger because of the additional selection requirements on the track-cluster matching and the EMCal electron identification selections.

## 4. Results and discussion

The top panel of Fig. 4 shows the normalized  $J/\psi$  yield as a function of the normalized charged-particle pseudorapidity density at midrapidity,  $dN_{\text{ch}}/d\eta / \langle dN_{\text{ch}}/d\eta \rangle$ . The dashed line also shown in the figure is a linear function with the slope of unity.

These results include both the MB and HM triggered events, which allow for a coverage of up to 7 times the average charged-particle multiplicity, when events are selected based on the measured midrapidity multiplicity. This is a significant extension with respect to our previous results in pp collisions at  $\sqrt{s} = 7$  TeV [5], where only the range up to 4 was covered and with larger uncertainties. Using the event selection based on the V0 forward multiplicity (green squares), which should largely remove a possible auto-correlation bias, the measurement extends only up to 5 times the  $\langle dN_{\text{ch}}/d\eta \rangle$ . The results for the two event selection methods are in very good agreement. In both cases, the normalized



**Fig. 5.** Normalized inclusive  $J/\psi$  yield at midrapidity as a function of normalized charged-particle multiplicity in pp collisions at  $\sqrt{s} = 13$  TeV, for different ranges of  $p_T$  of the  $J/\psi$  meson. Left: event selection based on multiplicity at midrapidity. Right: event selection based on multiplicity at forward rapidity. The error bars show statistical uncertainties and the boxes systematic uncertainties.

$J/\psi$  yield grows significantly faster than linear with the normalized multiplicity.

Included in Fig. 4 is also the double ratio of the normalized  $J/\psi$  yield to the normalized multiplicity (bottom panel). Two regimes could be identified, with a stronger increase of the double ratio for events with small multiplicity and a weaker increase for high-multiplicity events. It is noted that the “energy cost” for the production of a  $J/\psi$  meson, characterized by a transverse mass  $m_T = \sqrt{m_{J/\psi}^2 + p_T^2/c^2} \simeq 5 \text{ GeV}/c^2$ , is similar to the one for particle production per unit rapidity of the underlying MB event, estimated as  $\langle dN_{ch}/d\eta \rangle \cdot \langle p_T \rangle$ . A linear (diagonal) correlation with multiplicity is then expected to first order and observed in PYTHIA 8.2 simulations [18]. As seen in Fig. 4, the data exhibit richer features than this baseline expectation.

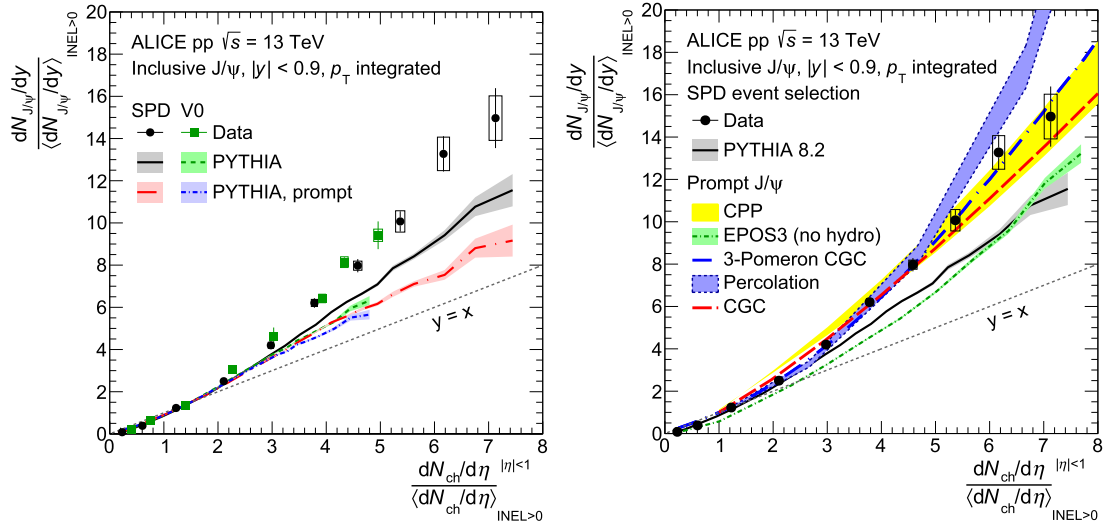
The data in intervals of  $p_T$  of the  $J/\psi$  meson are shown in Fig. 5. The data exhibit a significant increase of the normalized  $J/\psi$  yield with the normalized multiplicity between the  $J/\psi$   $p_T$  intervals 0–4 and 4–8 GeV/c. This effect could be attributed to various contributions [18], like associated  $J/\psi$  production with other hadrons in jet fragmentation or from beauty-quark fragmentation, as the fraction of  $J/\psi$  from b-hadron decays increases with  $p_T$  [37].

Measurements of the correlation with the event multiplicity for inclusive charged-particle production have identified similar trends [11] as for the  $J/\psi$   $p_T$  dependence. The strength of this correlation is similar for  $J/\psi$  and for inclusive charged particles (dominated by pions) for  $p_T$  values giving a comparable  $m_T$  value. The production of strange hyperons at midrapidity was also observed to exhibit a correlation with event multiplicity in proportion to their mass [38]; a strong correlation was also measured for the  $\Upsilon$  mesons [7].

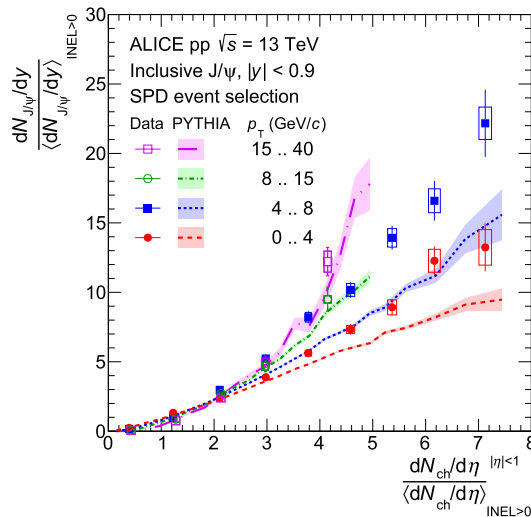
The theoretical models currently available attribute the observed behavior to different underlying processes. In the PYTHIA 8.2 event generator [17], multiparton interactions (MPI) are an important factor in charm-quark production. Indeed, from MPIs alone a stronger than linear scaling is expected for open-charm production, as was demonstrated in Ref. [6] with PYTHIA 8.157. Taking into account all sources of heavy-quark production, however, a

close to linear increase is predicted [18]. PYTHIA 8.2 reproduces well the observation in data with a very similar correlation with multiplicity for the two different rapidity intervals used for multiplicity measurement, as seen in the left panel of Fig. 6, although the overall slope of the trend is underestimated. To illustrate the effect of non-prompt  $J/\psi$  in the inclusive production, in Fig. 6 the case of prompt  $J/\psi$  meson production as predicted by PYTHIA 8.2 is shown in addition. A significant reduction of the correlation is observed, which appears to be stronger for the SPD event selection case.

In the EPOS3 event generator [15,39], initial conditions are generated according to the parton-based Gribov-Regge formalism [40]. Sources of particle production in this framework are parton ladders, each composed of a pQCD hard process with initial- and final-state radiation. This model already predicted the stronger than linear increase with multiplicity observed for open-charm mesons [6], originating from a collective (hydrodynamical) evolution of the system. The predictions from EPOS3, here without the hydrodynamic component, are similar in magnitude to those from PYTHIA 8. In the percolation model [14], spatially extended color strings are the sources of particle production in high-energy hadronic collisions. In a high-density environment they overlap; such a decrease in the effective number of strings leads to a reduction in particle production. Since the transverse size of a string is determined by its transverse mass, lighter particles are affected in a stronger way than heavier ones. This results in a linear increase of heavy-particle production at low multiplicities, gradually changing to a quadratic one at high multiplicities. The coherent particle production (CPP) model [13,41] employs phenomenological parametrizations for light hadrons and  $J/\psi$  derived from p–Pb collisions, and predicts a stronger than linear relative increase of  $J/\psi$  production with the normalized event multiplicity. In the Color Glass Condensate (CGC) approach, the NRQCD framework is employed for  $J/\psi$  production. This effective field theory predicts, both for  $J/\psi$  and D mesons, a relative increase with the normalized multiplicity that is faster than linear, both for pp and p–Pb collisions [16]. In a CGC saturation model, a



**Fig. 6.** Left: Comparison of data and PYTHIA 8.2 predictions for the two methods of event selection. For PYTHIA 8.2, the case of prompt  $J/\psi$  meson production is included for illustration. Right: comparison of data (with SPD event selection) with model predictions from the coherent particle production model [13], the percolation model [14], the EPOS3 event generator [15], the CGC model [16], the 3-Pomeron CGC model [19], and PYTHIA 8.2 predictions. Except for the latter, none of the models include the non-prompt component.



**Fig. 7.** Normalized inclusive  $J/\psi$  yield at midrapidity as a function of normalized charged-particle pseudorapidity density at midrapidity for different  $p_T$  intervals; the data are compared to theoretical model predictions from PYTHIA 8.2.

faster than linear trend generically arises from the Bjorken- $x$  dependent saturation scale which would suppress more the soft-particle multiplicity, produced at low- $x$ , compared to  $J/\psi$  production which is sensitive to larger values of  $x$ . In the 3-Pomeron fusion model [19], the correlation arises as  $J/\psi$  production via 3-gluon fusion processes from various Pomeron configurations are considered. The larger configuration space for the particular case of the overlapping rapidity interval for  $J/\psi$  and charged particles leads to a significantly stronger correlation. Gluon saturation is implemented in this model; its effect, interestingly a reduced correlation, becomes significant for normalized multiplicities above 7.

All models predict an increase which is faster than linear, as shown in the right panel of Fig. 6. In all models this is effectively the result of a ( $N_{ch}$ -dependent) reduction of the charged-particle multiplicity, realized through rather different physics mechanisms in the various approaches (color string reconnection or percolation, gluon saturation, coherent particle production, 3-gluon fusion

in gluon ladders/Pomerons). The PYTHIA 8.2 and EPOS3 models underpredict the data, while the percolation model slightly overpredicts them at high multiplicity; good agreement is seen for the CGC, the coherent particle production, and the 3-Pomeron models.

These observations need to be considered having in mind that in all models except PYTHIA 8.2 only the prompt  $J/\psi$  production is included. As illustrated in Fig. 6 for PYTHIA 8.2, the prompt  $J/\psi$  meson production exhibits a weaker relative increase with multiplicity compared to the inclusive production. The agreement with data will improve in case of EPOS3 and will degrade for all the other models, in a consistent comparison. That could be realized either once the data for the prompt component will become available or as soon as the non-prompt component will be added to the current model predictions.

The contribution from decays of beauty hadrons increases significantly with  $p_T$  [37] and might also have a different dependency on multiplicity; the existing measurement of charm and

beauty production [6] is not precise enough to be conclusive, but a study in PYTHIA 8.2 [18] showed that the feed-down from beauty hadrons influences the result. The trend of stronger increase in the  $p_T$  intervals above 4 GeV/c seen in the data is qualitatively reproduced by PYTHIA 8.2, which, however, underestimates the data for  $p_T < 8$  GeV/c, as shown in Fig. 7.

## 5. Summary and conclusions

We have presented a comprehensive measurement of inclusive production of  $J/\psi$  mesons as a function of the event multiplicity in pp collisions at  $\sqrt{s} = 13$  TeV performed with the ALICE apparatus. The  $J/\psi$  production at midrapidity is studied using a data sample including minimum bias, high event activity, and EMCal triggered events. The event selection is performed based on the charged-particle measurement at midrapidity and in the forward region. The  $J/\psi$  yield in a given multiplicity interval normalized to the  $J/\psi$  yield in INEL  $> 0$  collisions is presented as a function of the charged-particle multiplicity similarly normalized. The advantage of such a representation is that most of the experimental systematic uncertainties cancel; also, some of the theoretical model uncertainties are mitigated for such normalized yields.

A stronger than linear increase of the relative production of  $J/\psi$  as a function of multiplicity is observed for  $p_T$ -integrated yields; this increase is stronger for high- $p_T$   $J/\psi$  mesons. The trends are qualitatively, and for some of the models quantitatively, reproduced by theoretical models, but a critical appraisal of the similarity or difference between the physics mechanisms at play in various models is yet to be performed. More stringent tests of the models are needed too. Disentangling the feed-down from beauty hadrons, not included in most of the current theoretical predictions, will be an important step towards shedding light on the mechanism of hadronization of charm (and beauty) quarks, in particular in the environment of a high density of color strings created in high-multiplicity pp collisions. Data which will be collected in Run 3 at the LHC will be a significant addition for such studies.

## Declaration of competing interest

The authors declare that they have no known competing financial interests or personal relationships that could have appeared to influence the work reported in this paper.

## Acknowledgements

We are grateful to E. Ferreira, B. Kopeliovich, E. Levin, M. Sidorov, R. Venugopalan, K. Watanabe, and K. Werner for sending us the predictions of and clarifications about their models.

The ALICE Collaboration would like to thank all its engineers and technicians for their invaluable contributions to the construction of the experiment and the CERN accelerator teams for the outstanding performance of the LHC complex. The ALICE Collaboration gratefully acknowledges the resources and support provided by all Grid centres and the Worldwide LHC Computing Grid (WLCG) collaboration. The ALICE Collaboration acknowledges the following funding agencies for their support in building and running the ALICE detector: A.I. Alikhanyan National Science Laboratory (Yerevan Physics Institute) Foundation (ANSI), State Committee of Science and World Federation of Scientists (WFS), Armenia; Austrian Academy of Sciences, Austrian Science Fund (FWF): [M 2467-N36] and Nationalstiftung für Forschung, Technologie und Entwicklung, Austria; Ministry of Communications and High Technologies, National Nuclear Research Center, Azerbaijan; Conselho Nacional de Desenvolvimento Científico e Tecnológico (CNPq), Financiadora de Estudos e Projetos (Finep), Fundação de Amparo à

Pesquisa do Estado de São Paulo (FAPESP) and Universidade Federal do Rio Grande do Sul (UFRGS), Brazil; Ministry of Education of China (MOEC), Ministry of Science & Technology of China (MSTC) and National Natural Science Foundation of China (NSFC), China; Ministry of Science and Education and Croatian Science Foundation, Croatia; Centro de Aplicaciones Tecnológicas y Desarrollo Nuclear (CEADEN), Cubaenergía, Cuba; The Ministry of Education, Youth and Sports of the Czech Republic, Czech Republic; Danish Council for Independent Research Natural Sciences, the Villum Fonden and Danish National Research Foundation (DNRF), Denmark; Helsinki Institute of Physics (HIP), Finland; Commissariat à l'Énergie Atomique (CEA) and Institut National de Physique Nucléaire et de Physique des Particules (IN2P3) and Centre National de la Recherche Scientifique (CNRS), France; Bundesministerium für Bildung und Forschung (BMBF) and GSI Helmholtzzentrum für Schwerionenforschung GmbH, Germany; General Secretariat for Research and Technology, Ministry of Education, Research and Religions, Greece; National Research Development and Innovation Office, Hungary; Department of Atomic Energy, Government of India (DAE), Department of Science and Technology, Government of India (DST), University Grants Commission, Government of India (UGC) and Council of Scientific and Industrial Research (CSIR), India; Indonesian Institute of Science, Indonesia; Centro Fermi - Museo Storico della Fisica e Centro Studi e Ricerche Enrico Fermi and Istituto Nazionale di Fisica Nucleare (INFN), Italy; Institute for Innovative Science and Technology, Nagasaki Institute of Applied Science (IIST), Japanese Ministry of Education, Culture, Sports, Science and Technology (MEXT) and Japan Society for the Promotion of Science (JSPS) KAKENHI, Japan; Consejo Nacional de Ciencia (CONACYT) y Tecnología, through Fondo de Cooperación Internacional en Ciencia y Tecnología (FONCICYT) and Dirección General de Asuntos del Personal Académico (DGAPA, UNAM), Mexico; Nederlandse Organisatie voor Wetenschappelijk Onderzoek (NWO), Netherlands; The Research Council of Norway, Norway; Commission on Science and Technology for Sustainable Development in the South (COMSATS), Pakistan; Pontificia Universidad Católica del Perú, Peru; Ministry of Science and Higher Education, National Science Centre and WUT ID-UB, Poland; Korea Institute of Science and Technology Information and National Research Foundation of Korea (NRF), Republic of Korea; Ministry of Education and Scientific Research, Institute of Atomic Physics and Ministry of Research and Innovation and Institute of Atomic Physics, Romania; Joint Institute for Nuclear Research (JINR), Ministry of Education and Science of the Russian Federation, National Research Center "Kurchatov Institute", Russian Science Foundation and Russian Foundation for Basic Research, Russia; Ministry of Education, Science, Research and Sport of the Slovak Republic, Slovakia; National Research Foundation of South Africa, South Africa; Swedish Research Council (VR) and Knut & Alice Wallenberg Foundation (KAW), Sweden; European Organization for Nuclear Research, Switzerland; Suranaree University of Technology (SUT), National Science and Technology Development Agency (NSDTA) and Office of the Higher Education Commission under NRU project of Thailand, Thailand; Turkish Atomic Energy Agency (TAEK), Turkey; National Academy of Sciences of Ukraine, Ukraine; Science and Technology Facilities Council (STFC), United Kingdom; National Science Foundation of the United States of America (NSF) and United States Department of Energy, Office of Nuclear Physics (DOE NP), United States of America.

## References

- [1] G.T. Bodwin, E. Braaten, G. Lepage, Rigorous QCD analysis of inclusive annihilation and production of heavy quarkonium, *Phys. Rev. D* 51 (1995) 1125–1171, arXiv:hep-ph/9407339, Erratum: *Phys. Rev. D* 55 (1997) 5853.
- [2] J.-P. Lansberg, New observables in inclusive production of Quarkonia, arXiv:1903.09185 [hep-ph].



- [3] A. Andronic, et al., Heavy-flavour and quarkonium production in the LHC era: from proton-proton to heavy-ion collisions, *Eur. Phys. J. C* 76 (3) (2016) 107, arXiv:1506.03981 [nucl-ex].
- [4] Y.-Q. Ma, R. Venugopalan, Comprehensive description of  $J/\psi$  production in proton-proton collisions at collider energies, *Phys. Rev. Lett.* 113 (19) (2014) 192301, arXiv:1408.4075 [hep-ph].
- [5] ALICE Collaboration, B. Abelev, et al.,  $J/\psi$  production as a function of charged particle multiplicity in pp collisions at  $\sqrt{s} = 7$  TeV, *Phys. Lett. B* 712 (2012) 165–175, arXiv:1202.2816 [hep-ex].
- [6] ALICE Collaboration, J. Adam, et al., Measurement of charm and beauty production at central rapidity versus charged-particle multiplicity in proton-proton collisions at  $\sqrt{s} = 7$  TeV, *J. High Energy Phys.* 09 (2015) 148, arXiv:1505.00664 [nucl-ex].
- [7] CMS Collaboration, S. Chatrchyan, et al., Event activity dependence of  $Y(nS)$  production in  $\sqrt{s_{NN}} = 5.02$  TeV pPb and  $\sqrt{s} = 2.76$  TeV pp collisions, *J. High Energy Phys.* 04 (2014) 103, arXiv:1312.6300 [nucl-ex].
- [8] STAR Collaboration, J. Adam, et al.,  $J/\psi$  production cross section and its dependence on charged-particle multiplicity in  $p + p$  collisions at  $\sqrt{s} = 200$  GeV, *Phys. Lett. B* 786 (2018) 87–93, arXiv:1805.03745 [hep-ex].
- [9] ALICE Collaboration, D. Adamová, et al.,  $J/\psi$  production as a function of charged-particle pseudorapidity density in p-Pb collisions at  $\sqrt{s_{NN}} = 5.02$  TeV, *Phys. Lett. B* 776 (2018) 91–104, arXiv:1704.00274 [nucl-ex].
- [10] ALICE Collaboration, S. Acharya, et al.,  $J/\psi$  production as a function of charged-particle multiplicity in p-Pb collisions at  $\sqrt{s_{NN}} = 8.16$  TeV, arXiv:2004.12673 [nucl-ex].
- [11] ALICE Collaboration, S. Acharya, et al., Charged-particle production as a function of multiplicity and transverse sphericity in pp collisions at  $\sqrt{s} = 5.02$  and 13 TeV, *Eur. Phys. J. C* 79 (10) (2019) 857, arXiv:1905.07208 [nucl-ex].
- [12] ALICE Collaboration, S. Acharya, et al., Multiplicity dependence of light-flavor hadron production in pp collisions at  $\sqrt{s} = 7$  TeV, *Phys. Rev. C* 99 (2) (2019) 024906, arXiv:1807.11321 [nucl-ex].
- [13] B.Z. Kopeliovich, H.J. Pirner, I.K. Potashnikova, K. Reygers, I. Schmidt,  $J/\psi$  in high-multiplicity pp collisions: lessons from pA collisions, *Phys. Rev. D* 88 (11) (2013) 116002, arXiv:1308.3638 [hep-ph].
- [14] E.G. Ferreira, C. Pajares, High multiplicity  $pp$  events and  $J/\psi$  production at LHC, *Phys. Rev. C* 86 (2012) 034903, arXiv:1203.5936 [hep-ph].
- [15] K. Werner, B. Guiot, I. Karpenko, T. Pierog, Analysing radial flow features in p-Pb and p-p collisions at several TeV by studying identified particle production in EPOS3, *Phys. Rev. C* 89 (6) (2014) 064903, arXiv:1312.1233 [nucl-th].
- [16] Y.-Q. Ma, P. Tribedy, R. Venugopalan, K. Watanabe, Event engineering studies for heavy flavor production and hadronization in high multiplicity hadron-hadron and hadron-nucleus collisions, *Phys. Rev. D* 98 (7) (2018) 074025, arXiv:1803.11093 [hep-ph].
- [17] T. Sjöstrand, S. Ask, J.R. Christiansen, R. Corke, N. Desai, P. Ilten, S. Mrenna, S. Prestel, C.O. Rasmussen, P.Z. Skands, An introduction to PYTHIA 8.2, *Comput. Phys. Commun.* 191 (2015) 159–177, arXiv:1410.3012 [hep-ph].
- [18] S.G. Weber, A. Dubla, A. Andronic, A. Morsch, Elucidating the multiplicity dependence of  $J/\psi$  production in proton-proton collisions with PYTHIA8, *Eur. Phys. J. C* 79 (1) (2019) 36, arXiv:1811.07744 [nucl-th].
- [19] E. Levin, I. Schmidt, M. Siddikov, Multiplicity dependence of quarkonia production in the CGC approach, *Eur. Phys. J. C* 80 (6) (2020) 560, arXiv:1910.13579 [hep-ph].
- [20] ALICE Collaboration, B. Abelev, et al., The ALICE experiment at the CERN LHC, *J. Instrum.* 3 (2008) S08002.
- [21] ALICE Collaboration, B. Abelev, et al., Performance of the ALICE experiment at the CERN LHC, *Int. J. Mod. Phys. A* 29 (2014) 1430044, arXiv:1402.4476 [nucl-ex].
- [22] ALICE EMCAL Collaboration, U. Abeysekara, et al., ALICE EMCAL physics performance report, arXiv:1008.0413 [physics.ins-det].
- [23] ALICE Collaboration, P. Cortese, et al., ALICE electromagnetic calorimeter technical design report, Tech. Rep. CERN-LHCC-2008-014. ALICE-TDR-14, Aug 2008, <https://cds.cern.ch/record/1121574>.
- [24] J. Allen, et al., ALICE DCal: an addendum to the EMCAL technical design report di-jet and hadron-jet correlation measurements in ALICE, Tech. Rep. CERN-LHCC-2010-011, ALICE-TDR-14-add-1, Jun 2010, <https://cds.cern.ch/record/1272952>.
- [25] ALICE Collaboration, E. Abbas, et al., Performance of the ALICE VZERO system, *J. Instrum.* 8 (2013) P10016, arXiv:1306.3130 [nucl-ex].
- [26] ALICE Collaboration, K. Aamodt, et al., Alignment of the ALICE inner tracking system with cosmic-ray tracks, *J. Instrum.* 5 (2010) P03003, arXiv:1001.0502 [physics.ins-det].
- [27] J. Alme, et al., The ALICE TPC, a large 3-dimensional tracking device with fast readout for ultra-high multiplicity events, *Nucl. Instrum. Methods Phys. Res., Sect. A, Accel. Spectrom. Detect. Assoc. Equip.* 622 (2010) 316–367, arXiv:1001.1950 [physics.ins-det].
- [28] ALICE Collaboration, J. Adam, et al., ALICE luminosity determination for pp collisions at  $\sqrt{s} = 13$  TeV, ALICE-PUBLIC-2016-002, Jun 2016, <https://cds.cern.ch/record/2160174>.
- [29] ALICE Collaboration, J. Adam, et al., Pseudorapidity and transverse-momentum distributions of charged particles in proton-proton collisions at  $\sqrt{s} = 13$  TeV, *Phys. Lett. B* 753 (2016) 319–329, arXiv:1509.08734 [nucl-ex].
- [30] T. Sjöstrand, S. Mrenna, P.Z. Skands, A brief introduction to PYTHIA 8.1, *Comput. Phys. Commun.* 178 (2008) 852–867, arXiv:0710.3820 [hep-ph].
- [31] P. Skands, S. Carrazza, J. Rojo, Tuning PYTHIA 8.1: the Monash 2013 Tune, *Eur. Phys. J. C* 74 (8) (2014) 3024, arXiv:1404.5630 [hep-ph].
- [32] R. Brun et al., GEANT detector description and simulation tool, 1994, CERN-W5013, CERN-W-5013, W5013, W-5013.
- [33] D. Lange, The EvtGen particle decay simulation package, *Nucl. Instrum. Methods Phys. Res., Sect. A, Accel. Spectrom. Detect. Assoc. Equip.* 462 (2001) 152–155.
- [34] E. Barberio, Z. Was, PHOTOS: a universal Monte Carlo for QED radiative corrections, Version 2.0, *Comput. Phys. Commun.* 79 (1994) 291–308.
- [35] ALICE Collaboration, S. Acharya, et al., Measurement of the inclusive  $J/\psi$  polarization at forward rapidity in pp collisions at  $\sqrt{s} = 8$  TeV, *Eur. Phys. J. C* 78 (7) (2018) 562, arXiv:1805.04374 [hep-ex].
- [36] B. Malaescu, An Iterative, dynamically stabilized method of data unfolding, arXiv:0907.3791 [physics.data-an].
- [37] ALICE Collaboration, B. Abelev, et al., Measurement of prompt  $J/\psi$  and beauty hadron production cross sections at mid-rapidity in pp collisions at  $\sqrt{s} = 7$  TeV, *J. High Energy Phys.* 11 (2012) 065, arXiv:1205.5880 [hep-ex].
- [38] ALICE Collaboration, S. Acharya, et al., Multiplicity dependence of (multi-) strange hadron production in proton-proton collisions at  $\sqrt{s} = 13$  TeV, *Eur. Phys. J. C* 80 (2) (2020) 167, arXiv:1908.01861 [nucl-ex].
- [39] K. Werner, I. Karpenko, T. Pierog, M. Bleicher, K. Mikhailov, Event-by-event simulation of the three-dimensional hydrodynamic evolution from flux tube initial conditions in ultrarelativistic heavy ion collisions, *Phys. Rev. C* 82 (2010) 044904, arXiv:1004.0805 [nucl-th].
- [40] H.J. Drescher, M. Hladik, S. Ostapchenko, T. Pierog, K. Werner, Parton based Gribov-Regge theory, *Phys. Rep.* 350 (2001) 93–289, arXiv:hep-ph/0007198 [hep-ph].
- [41] B.Z. Kopeliovich, H.J. Pirner, I.K. Potashnikova, K. Reygers, I. Schmidt, Heavy quarkonium in the saturated environment of high-multiplicity pp collisions, *Phys. Rev. D* 101 (5) (2020) 054023, arXiv:1910.09682 [hep-ph].

## ALICE Collaboration

S. Acharya<sup>141</sup>, D. Adamová<sup>95</sup>, A. Adler<sup>74</sup>, J. Adolfsson<sup>81</sup>, M.M. Aggarwal<sup>100</sup>, G. Aglieri Rinella<sup>34</sup>, M. Agnello<sup>30</sup>, N. Agrawal<sup>10,54</sup>, Z. Ahammed<sup>141</sup>, S. Ahmad<sup>16</sup>, S.U. Ahn<sup>76</sup>, Z. Akbar<sup>51</sup>, A. Akindinov<sup>92</sup>, M. Al-Turany<sup>107</sup>, S.N. Alam<sup>40,141</sup>, D.S.D. Albuquerque<sup>122</sup>, D. Aleksandrov<sup>88</sup>, B. Alessandro<sup>59</sup>, H.M. Alfanda<sup>6</sup>, R. Alfaro Molina<sup>71</sup>, B. Ali<sup>16</sup>, Y. Ali<sup>14</sup>, A. Alici<sup>10,26,54</sup>, N. Alizadehvandchali<sup>125</sup>, A. Alkin<sup>2,34</sup>, J. Alme<sup>21</sup>, T. Alt<sup>68</sup>, L. Altenkamper<sup>21</sup>, I. Altsybeev<sup>113</sup>, M.N. Anaam<sup>6</sup>, C. Andrei<sup>48</sup>, D. Andreou<sup>34</sup>, A. Andronic<sup>144</sup>, M. Angeletti<sup>34</sup>, V. Anguelov<sup>104</sup>, C. Anson<sup>15</sup>, T. Antičić<sup>108</sup>, F. Antinori<sup>57</sup>, P. Antonioli<sup>54</sup>, N. Apadula<sup>80</sup>, L. Aphecetche<sup>115</sup>, H. Appelshäuser<sup>68</sup>, S. Arcelli<sup>26</sup>, R. Arnaldi<sup>59</sup>, M. Arratia<sup>80</sup>, I.C. Arsene<sup>20</sup>, M. Arslanovic<sup>104</sup>, A. Augustinus<sup>34</sup>, R. Averbeck<sup>107</sup>, S. Aziz<sup>78</sup>, M.D. Azmi<sup>16</sup>, A. Badalà<sup>56</sup>, Y.W. Baek<sup>41</sup>, S. Bagnasco<sup>59</sup>, X. Bai<sup>107</sup>, R. Bailhache<sup>68</sup>, R. Bala<sup>101</sup>, A. Balbino<sup>30</sup>, A. Baldisseri<sup>137</sup>, M. Ball<sup>43</sup>, S. Balouza<sup>105</sup>, D. Banerjee<sup>3</sup>, R. Barbera<sup>27</sup>, L. Barioglio<sup>25</sup>, G.G. Barnaföldi<sup>145</sup>, L.S. Barnby<sup>94</sup>, V. Barret<sup>134</sup>, P. Bartalini<sup>6</sup>, C. Bartels<sup>127</sup>, K. Barth<sup>34</sup>, E. Bartsch<sup>68</sup>, F. Baruffaldi<sup>28</sup>, N. Bastid<sup>134</sup>, S. Basu<sup>143</sup>, G. Batigne<sup>115</sup>, B. Batyunya<sup>75</sup>, D. Bauri<sup>49</sup>, J.L. Bazo Alba<sup>112</sup>, I.G. Bearden<sup>89</sup>,

C. Beattie<sup>146</sup>, C. Bedda<sup>63</sup>, N.K. Behera<sup>61</sup>, I. Belikov<sup>136</sup>, A.D.C. Bell Hechavarria<sup>144</sup>, F. Bellini<sup>34</sup>, R. Bellwied<sup>125</sup>, V. Belyaev<sup>93</sup>, G. Bencedi<sup>145</sup>, S. Beole<sup>25</sup>, A. Bercuci<sup>48</sup>, Y. Berdnikov<sup>98</sup>, A. Berdnikova<sup>104</sup>, D. Berenyi<sup>145</sup>, R.A. Bertens<sup>130</sup>, D. Berzano<sup>59</sup>, M.G. Besoiu<sup>67</sup>, L. Betev<sup>34</sup>, A. Bhasin<sup>101</sup>, I.R. Bhat<sup>101</sup>, M.A. Bhat<sup>3</sup>, H. Bhatt<sup>49</sup>, B. Bhattacharjee<sup>42</sup>, A. Bianchi<sup>25</sup>, L. Bianchi<sup>25</sup>, N. Bianchi<sup>52</sup>, J. Bielčík<sup>37</sup>, J. Bielčíková<sup>95</sup>, A. Bilandzic<sup>105</sup>, G. Biro<sup>145</sup>, R. Biswas<sup>3</sup>, S. Biswas<sup>3</sup>, J.T. Blair<sup>119</sup>, D. Blau<sup>88</sup>, C. Blume<sup>68</sup>, G. Boca<sup>139</sup>, F. Bock<sup>96</sup>, A. Bogdanov<sup>93</sup>, S. Boi<sup>23</sup>, J. Bok<sup>61</sup>, L. Boldizsár<sup>145</sup>, A. Bolozdynya<sup>93</sup>, M. Bombara<sup>38</sup>, G. Bonomi<sup>140</sup>, H. Borel<sup>137</sup>, A. Borissov<sup>93</sup>, H. Bossi<sup>146</sup>, E. Botta<sup>25</sup>, L. Bratrud<sup>68</sup>, P. Braun-Munzinger<sup>107</sup>, M. Bregant<sup>121</sup>, M. Broz<sup>37</sup>, E. Bruna<sup>59</sup>, G.E. Bruno<sup>33,106</sup>, M.D. Buckland<sup>127</sup>, D. Budnikov<sup>109</sup>, H. Buesching<sup>68</sup>, S. Bufalino<sup>30</sup>, O. Bugnon<sup>115</sup>, P. Buhler<sup>114</sup>, P. Buncic<sup>34</sup>, Z. Buthelezi<sup>72,131</sup>, J.B. Butt<sup>14</sup>, S.A. Bysiak<sup>118</sup>, D. Caffarri<sup>90</sup>, A. Caliva<sup>107</sup>, E. Calvo Villar<sup>112</sup>, J.M.M. Camacho<sup>120</sup>, R.S. Camacho<sup>45</sup>, P. Camerini<sup>24</sup>, F.D.M. Canedo<sup>121</sup>, A.A. Capon<sup>114</sup>, F. Carnesecchi<sup>26</sup>, R. Caron<sup>137</sup>, J. Castillo Castellanos<sup>137</sup>, A.J. Castro<sup>130</sup>, E.A.R. Casula<sup>55</sup>, F. Catalano<sup>30</sup>, C. Ceballos Sanchez<sup>75</sup>, P. Chakraborty<sup>49</sup>, S. Chandra<sup>141</sup>, W. Chang<sup>6</sup>, S. Chapeland<sup>34</sup>, M. Chartier<sup>127</sup>, S. Chattopadhyay<sup>141</sup>, S. Chattopadhyay<sup>110</sup>, A. Chauvin<sup>23</sup>, C. Cheshkov<sup>135</sup>, B. Cheynis<sup>135</sup>, V. Chibante Barroso<sup>34</sup>, D.D. Chinellato<sup>122</sup>, S. Cho<sup>61</sup>, P. Chochula<sup>34</sup>, T. Chowdhury<sup>134</sup>, P. Christakoglou<sup>90</sup>, C.H. Christensen<sup>89</sup>, P. Christiansen<sup>81</sup>, T. Chujo<sup>133</sup>, C. Cicalo<sup>55</sup>, L. Cifarelli<sup>10,26</sup>, L.D. Cilladi<sup>25</sup>, F. Cindolo<sup>54</sup>, M.R. Ciupek<sup>107</sup>, G. Clai<sup>54,ii</sup>, J. Cleymans<sup>124</sup>, F. Colamaria<sup>53</sup>, D. Colella<sup>53</sup>, A. Collu<sup>80</sup>, M. Colocci<sup>26</sup>, M. Concas<sup>59,iii</sup>, G. Conesa Balbastre<sup>79</sup>, Z. Conesa del Valle<sup>78</sup>, G. Contin<sup>24,60</sup>, J.G. Contreras<sup>37</sup>, T.M. Cormier<sup>96</sup>, Y. Corrales Morales<sup>25</sup>, P. Cortese<sup>31</sup>, M.R. Cosentino<sup>123</sup>, F. Costa<sup>34</sup>, S. Costanza<sup>139</sup>, P. Crochet<sup>134</sup>, E. Cuautle<sup>69</sup>, P. Cui<sup>6</sup>, L. Cunqueiro<sup>96</sup>, D. Dabrowski<sup>142</sup>, T. Dahms<sup>105</sup>, A. Dainese<sup>57</sup>, F.P.A. Damas<sup>115,137</sup>, M.C. Danisch<sup>104</sup>, A. Danu<sup>67</sup>, D. Das<sup>110</sup>, I. Das<sup>110</sup>, P. Das<sup>86</sup>, P. Das<sup>3</sup>, S. Das<sup>3</sup>, A. Dash<sup>86</sup>, S. Dash<sup>49</sup>, S. De<sup>86</sup>, A. De Caro<sup>29</sup>, G. de Cataldo<sup>53</sup>, J. de Cuveland<sup>39</sup>, A. De Falco<sup>23</sup>, D. De Gruttola<sup>10</sup>, N. De Marco<sup>59</sup>, S. De Pasquale<sup>29</sup>, S. Deb<sup>50</sup>, H.F. Degenhardt<sup>121</sup>, K.R. Deja<sup>142</sup>, A. Deloff<sup>85</sup>, S. Delsanto<sup>25,131</sup>, W. Deng<sup>6</sup>, P. Dhankher<sup>49</sup>, D. Di Bari<sup>33</sup>, A. Di Mauro<sup>34</sup>, R.A. Diaz<sup>8</sup>, T. Dietel<sup>124</sup>, P. Dillenseger<sup>68</sup>, Y. Ding<sup>6</sup>, R. Divià<sup>34</sup>, D.U. Dixit<sup>19</sup>, Ø. Djuvsland<sup>21</sup>, U. Dmitrieva<sup>62</sup>, A. Dobrin<sup>67</sup>, B. Dönigus<sup>68</sup>, O. Dordic<sup>20</sup>, A.K. Dubey<sup>141</sup>, A. Dubla<sup>90,107</sup>, S. Dudi<sup>100</sup>, M. Dukhishyam<sup>86</sup>, P. Dupieux<sup>134</sup>, R.J. Ehlers<sup>96</sup>, V.N. Eikeland<sup>21</sup>, D. Elia<sup>53</sup>, B. Erazmus<sup>115</sup>, F. Erhardt<sup>99</sup>, A. Erokhin<sup>113</sup>, M.R. Ersdal<sup>21</sup>, B. Espagnon<sup>78</sup>, G. Eulisse<sup>34</sup>, D. Evans<sup>111</sup>, S. Evdokimov<sup>91</sup>, L. Fabbietti<sup>105</sup>, M. Faggin<sup>28</sup>, J. Faivre<sup>79</sup>, F. Fan<sup>6</sup>, A. Fantoni<sup>52</sup>, M. Fasel<sup>96</sup>, P. Fedchio<sup>30</sup>, A. Feliciello<sup>59</sup>, G. Feofilov<sup>113</sup>, A. Fernández Téllez<sup>45</sup>, A. Ferrero<sup>137</sup>, A. Ferretti<sup>25</sup>, A. Festanti<sup>34</sup>, V.J.G. Feuillard<sup>104</sup>, J. Figiel<sup>118</sup>, S. Filchagin<sup>109</sup>, D. Finogeev<sup>62</sup>, F.M. Fionda<sup>21</sup>, G. Fiorenza<sup>53</sup>, F. Flor<sup>125</sup>, A.N. Flores<sup>119</sup>, S. Foertsch<sup>72</sup>, P. Foka<sup>107</sup>, S. Fokin<sup>88</sup>, E. Fragiaco<sup>60</sup>, U. Frankenfeld<sup>107</sup>, U. Fuchs<sup>34</sup>, C. Furget<sup>79</sup>, A. Furs<sup>62</sup>, M. Fusco Girard<sup>29</sup>, J.J. Gaardhøje<sup>89</sup>, M. Gagliardi<sup>25</sup>, A.M. Gago<sup>112</sup>, A. Gal<sup>136</sup>, C.D. Galvan<sup>120</sup>, P. Ganoti<sup>84</sup>, C. Garabatos<sup>107</sup>, J.R.A. Garcia<sup>45</sup>, E. Garcia-Solis<sup>11</sup>, K. Garg<sup>115</sup>, C. Gargiulo<sup>34</sup>, A. Garibli<sup>87</sup>, K. Garner<sup>144</sup>, P. Gasik<sup>105,107</sup>, E.F. Gauger<sup>119</sup>, M.B. Gay Ducati<sup>70</sup>, M. Germain<sup>115</sup>, J. Ghosh<sup>110</sup>, P. Ghosh<sup>141</sup>, S.K. Ghosh<sup>3</sup>, M. Giacalone<sup>26</sup>, P. Gianotti<sup>52</sup>, P. Giubellino<sup>59,107</sup>, P. Giubilato<sup>28</sup>, A.M.C. Glaenger<sup>137</sup>, P. Glässel<sup>104</sup>, A. Gomez Ramirez<sup>74</sup>, V. Gonzalez<sup>107,143</sup>, L.H. González-Trueba<sup>71</sup>, S. Gorbunov<sup>39</sup>, L. Görlich<sup>118</sup>, A. Goswami<sup>49</sup>, S. Gotovac<sup>35</sup>, V. Grabski<sup>71</sup>, L.K. Graczykowski<sup>142</sup>, K.L. Graham<sup>111</sup>, L. Greiner<sup>80</sup>, A. Grelli<sup>63</sup>, C. Grigoras<sup>34</sup>, V. Grigoriev<sup>93</sup>, A. Grigoryan<sup>1</sup>, S. Grigoryan<sup>75</sup>, O.S. Groettvik<sup>21</sup>, F. Grosa<sup>30,59</sup>, J.F. Grosse-Oetringhaus<sup>34</sup>, R. Grosso<sup>107</sup>, R. Guernane<sup>79</sup>, M. Guittiere<sup>115</sup>, K. Gulbrandsen<sup>89</sup>, T. Gunji<sup>132</sup>, A. Gupta<sup>101</sup>, R. Gupta<sup>101</sup>, I.B. Guzman<sup>45</sup>, R. Haake<sup>146</sup>, M.K. Habib<sup>107</sup>, C. Hadjidakis<sup>78</sup>, H. Hamagaki<sup>82</sup>, G. Hamar<sup>145</sup>, M. Hamid<sup>6</sup>, R. Hannigan<sup>119</sup>, M.R. Haque<sup>63,86</sup>, A. Harlanderova<sup>107</sup>, J.W. Harris<sup>146</sup>, A. Harton<sup>11</sup>, J.A. Hasenbichler<sup>34</sup>, H. Hassan<sup>96</sup>, Q.U. Hassan<sup>14</sup>, D. Hatzifotiadou<sup>10,54</sup>, P. Hauer<sup>43</sup>, L.B. Havener<sup>146</sup>, S. Hayashi<sup>132</sup>, S.T. Heckel<sup>105</sup>, E. Hellbär<sup>68</sup>, H. Helstrup<sup>36</sup>, A. Herghelegiu<sup>48</sup>, T. Herman<sup>37</sup>, E.G. Hernandez<sup>45</sup>, G. Herrera Corral<sup>9</sup>, F. Herrmann<sup>144</sup>, K.F. Hetland<sup>36</sup>, H. Hillemanns<sup>34</sup>, C. Hills<sup>127</sup>, B. Hippolyte<sup>136</sup>, B. Hohlweger<sup>105</sup>, J. Honermann<sup>144</sup>, D. Horak<sup>37</sup>, A. Hornung<sup>68</sup>, S. Hornung<sup>107</sup>, R. Hosokawa<sup>15,133</sup>, P. Hristov<sup>34</sup>, C. Huang<sup>78</sup>, C. Hughes<sup>130</sup>, P. Huhn<sup>68</sup>, T.J. Humanic<sup>97</sup>, H. Hushnud<sup>110</sup>, L.A. Husova<sup>144</sup>, N. Hussain<sup>42</sup>, S.A. Hussain<sup>14</sup>, D. Hutter<sup>39</sup>, J.P. Iddon<sup>34,127</sup>, R. Ilkaev<sup>109</sup>, H. Ilyas<sup>14</sup>, M. Inaba<sup>133</sup>, G.M. Innocenti<sup>34</sup>, M. Ippolitov<sup>88</sup>, A. Isakov<sup>95</sup>, M.S. Islam<sup>110</sup>, M. Ivanov<sup>107</sup>, V. Ivanov<sup>98</sup>, V. Izucheev<sup>91</sup>, B. Jacak<sup>80</sup>, N. Jacazio<sup>34,54</sup>, P.M. Jacobs<sup>80</sup>, S. Jadlovská<sup>117</sup>, J. Jádlovský<sup>117</sup>, S. Jaelani<sup>63</sup>, C. Jahnke<sup>121</sup>, M.J. Jakubowska<sup>142</sup>, M.A. Janik<sup>142</sup>, T. Janson<sup>74</sup>, M. Jercic<sup>99</sup>, O. Jevons<sup>111</sup>, M. Jin<sup>125</sup>, F. Jonas<sup>96,144</sup>, P.G. Jones<sup>111</sup>, J. Jung<sup>68</sup>, M. Jung<sup>68</sup>, A. Jusko<sup>111</sup>, P. Kalinak<sup>64</sup>, A. Kalweit<sup>34</sup>, V. Kaplin<sup>93</sup>, S. Kar<sup>6</sup>, A. Karasu Uysal<sup>77</sup>, D. Karatovic<sup>99</sup>, O. Karavichev<sup>62</sup>, T. Karavicheva<sup>62</sup>,

P. Karczmarczyk<sup>142</sup>, E. Karpechev<sup>62</sup>, A. Kazantsev<sup>88</sup>, U. Kebschull<sup>74</sup>, R. Keidel<sup>47</sup>, M. Keil<sup>34</sup>, B. Ketzer<sup>43</sup>, Z. Khabanova<sup>90</sup>, A.M. Khan<sup>6</sup>, S. Khan<sup>16</sup>, A. Khanzadeev<sup>98</sup>, Y. Kharlov<sup>91</sup>, A. Khatun<sup>16</sup>, A. Khuntia<sup>118</sup>, B. Kileng<sup>36</sup>, B. Kim<sup>61</sup>, B. Kim<sup>133</sup>, D. Kim<sup>147</sup>, D.J. Kim<sup>126</sup>, E.J. Kim<sup>73</sup>, H. Kim<sup>17</sup>, J. Kim<sup>147</sup>, J.S. Kim<sup>41</sup>, J. Kim<sup>104</sup>, J. Kim<sup>147</sup>, J. Kim<sup>73</sup>, M. Kim<sup>104</sup>, S. Kim<sup>18</sup>, T. Kim<sup>147</sup>, T. Kim<sup>147</sup>, S. Kirsch<sup>68</sup>, I. Kisel<sup>39</sup>, S. Kiselev<sup>92</sup>, A. Kisiel<sup>142</sup>, J.L. Klay<sup>5</sup>, C. Klein<sup>68</sup>, J. Klein<sup>34,59</sup>, S. Klein<sup>80</sup>, C. Klein-Bösing<sup>144</sup>, M. Kleiner<sup>68</sup>, A. Kluge<sup>34</sup>, M.L. Knichel<sup>34</sup>, A.G. Knosp<sup>125</sup>, C. Kobdaj<sup>116</sup>, M.K. Köhler<sup>104</sup>, T. Kollegger<sup>107</sup>, A. Kondratyev<sup>75</sup>, N. Kondratyeva<sup>93</sup>, E. Kondratyuk<sup>91</sup>, J. König<sup>68</sup>, S.A. Königstorfer<sup>105</sup>, P.J. Konopka<sup>34</sup>, G. Kornakov<sup>142</sup>, L. Koska<sup>117</sup>, O. Kovalenko<sup>85</sup>, V. Kovalenko<sup>113</sup>, M. Kowalski<sup>118</sup>, I. Králik<sup>64</sup>, A. Kravčáková<sup>38</sup>, L. Kreis<sup>107</sup>, M. Krivda<sup>64,111</sup>, F. Krizek<sup>95</sup>, K. Krizkova Gajdosova<sup>37</sup>, M. Krüger<sup>68</sup>, E. Kryshen<sup>98</sup>, M. Krzewicki<sup>39</sup>, A.M. Kubera<sup>97</sup>, V. Kučera<sup>34,61</sup>, C. Kuhn<sup>136</sup>, P.G. Kuijjer<sup>90</sup>, L. Kumar<sup>100</sup>, S. Kundu<sup>86</sup>, P. Kurashvili<sup>85</sup>, A. Kurepin<sup>62</sup>, A.B. Kurepin<sup>62</sup>, A. Kuryakin<sup>109</sup>, S. Kushpil<sup>95</sup>, J. Kvapil<sup>111</sup>, M.J. Kweon<sup>61</sup>, J.Y. Kwon<sup>61</sup>, Y. Kwon<sup>147</sup>, S.L. La Pointe<sup>39</sup>, P. La Rocca<sup>27</sup>, Y.S. Lai<sup>80</sup>, M. Lamanna<sup>34</sup>, R. Langoy<sup>129</sup>, K. Lapidus<sup>34</sup>, A. Lardeux<sup>20</sup>, P. Larionov<sup>52</sup>, E. Laudi<sup>34</sup>, R. Lavicka<sup>37</sup>, T. Lazareva<sup>113</sup>, R. Lea<sup>24</sup>, L. Leardini<sup>104</sup>, J. Lee<sup>133</sup>, S. Lee<sup>147</sup>, S. Lehner<sup>114</sup>, J. Lehrbach<sup>39</sup>, R.C. Lemmon<sup>94</sup>, I. León Monzón<sup>120</sup>, E.D. Lesser<sup>19</sup>, M. Lettrich<sup>34</sup>, P. Lévai<sup>145</sup>, X. Li<sup>12</sup>, X.L. Li<sup>6</sup>, J. Lien<sup>129</sup>, R. Lietava<sup>111</sup>, B. Lim<sup>17</sup>, V. Lindenstruth<sup>39</sup>, A. Lindner<sup>48</sup>, C. Lippmann<sup>107</sup>, M.A. Lisa<sup>97</sup>, A. Liu<sup>19</sup>, J. Liu<sup>127</sup>, S. Liu<sup>97</sup>, W.J. Llope<sup>143</sup>, I.M. Lofnes<sup>21</sup>, V. Loginov<sup>93</sup>, C. Loizides<sup>96</sup>, P. Loncar<sup>35</sup>, J.A. Lopez<sup>104</sup>, X. Lopez<sup>134</sup>, E. López Torres<sup>8</sup>, J.R. Luhder<sup>144</sup>, M. Lunardon<sup>28</sup>, G. Luparello<sup>60</sup>, Y.G. Ma<sup>40</sup>, A. Maevskaya<sup>62</sup>, M. Mager<sup>34</sup>, S.M. Mahmood<sup>20</sup>, T. Mahmoud<sup>43</sup>, A. Maire<sup>136</sup>, R.D. Majka<sup>146,i</sup>, M. Malaev<sup>98</sup>, Q.W. Malik<sup>20</sup>, L. Malinina<sup>75,iv</sup>, D. Mal'Kevich<sup>92</sup>, P. Malzacher<sup>107</sup>, G. Mandaglio<sup>32,56</sup>, V. Manko<sup>88</sup>, F. Manso<sup>134</sup>, V. Manzari<sup>53</sup>, Y. Mao<sup>6</sup>, M. Marchisone<sup>135</sup>, J. Mareš<sup>66</sup>, G.V. Margagliotti<sup>24</sup>, A. Margotti<sup>54</sup>, A. Marín<sup>107</sup>, C. Markert<sup>119</sup>, M. Marquard<sup>68</sup>, C.D. Martin<sup>24</sup>, N.A. Martin<sup>104</sup>, P. Martinengo<sup>34</sup>, J.L. Martinez<sup>125</sup>, M.I. Martínez<sup>45</sup>, G. Martínez García<sup>115</sup>, S. Masciocchi<sup>107</sup>, M. Maserà<sup>25</sup>, A. Masoni<sup>55</sup>, L. Massacrier<sup>78</sup>, E. Masson<sup>115</sup>, A. Mastroserio<sup>53,138</sup>, A.M. Mathis<sup>105</sup>, O. Matonoha<sup>81</sup>, P.F.T. Matuoka<sup>121</sup>, A. Matyja<sup>118</sup>, C. Mayer<sup>118</sup>, F. Mazzaschi<sup>25</sup>, M. Mazzilli<sup>53</sup>, M.A. Mazzoni<sup>58</sup>, A.F. Mechler<sup>68</sup>, F. Meddi<sup>22</sup>, Y. Melikyan<sup>62,93</sup>, A. Menchaca-Rocha<sup>71</sup>, C. Mengke<sup>6</sup>, E. Meninno<sup>29,114</sup>, A.S. Menon<sup>125</sup>, M. Meres<sup>13</sup>, S. Mhlanga<sup>124</sup>, Y. Miake<sup>133</sup>, L. Micheletti<sup>25</sup>, L.C. Migliorin<sup>135</sup>, D.L. Mihaylov<sup>105</sup>, K. Mikhaylov<sup>75,92</sup>, A.N. Mishra<sup>69</sup>, D. Miśkowiec<sup>107</sup>, A. Modak<sup>3</sup>, N. Mohammadi<sup>34</sup>, A.P. Mohanty<sup>63</sup>, B. Mohanty<sup>86</sup>, M. Mohisin Khan<sup>16,v</sup>, Z. Moravcova<sup>89</sup>, C. Mordasini<sup>105</sup>, D.A. Moreira De Godoy<sup>144</sup>, L.A.P. Moreno<sup>45</sup>, I. Morozov<sup>62</sup>, A. Morsch<sup>34</sup>, T. Mrnjavac<sup>34</sup>, V. Muccifora<sup>52</sup>, E. Mudnic<sup>35</sup>, D. Mühlheim<sup>144</sup>, S. Muhuri<sup>141</sup>, J.D. Mulligan<sup>80</sup>, A. Mulliri<sup>23,55</sup>, M.G. Munhoz<sup>121</sup>, R.H. Munzer<sup>68</sup>, H. Murakami<sup>132</sup>, S. Murray<sup>124</sup>, L. Musa<sup>34</sup>, J. Musinsky<sup>64</sup>, C.J. Myers<sup>125</sup>, J.W. Myrcha<sup>142</sup>, B. Naik<sup>49</sup>, R. Nair<sup>85</sup>, B.K. Nandi<sup>49</sup>, R. Nania<sup>10,54</sup>, E. Nappi<sup>53</sup>, M.U. Naru<sup>14</sup>, A.F. Nassirpour<sup>81</sup>, C. Nattrass<sup>130</sup>, R. Nayak<sup>49</sup>, T.K. Nayak<sup>86</sup>, S. Nazarenko<sup>109</sup>, A. Neagu<sup>20</sup>, R.A. Negrao De Oliveira<sup>68</sup>, L. Nellen<sup>69</sup>, S.V. Nesbo<sup>36</sup>, G. Neskovic<sup>39</sup>, D. Nesterov<sup>113</sup>, L.T. Neumann<sup>142</sup>, B.S. Nielsen<sup>89</sup>, S. Nikolaev<sup>88</sup>, S. Nikulin<sup>88</sup>, V. Nikulin<sup>98</sup>, F. Noferini<sup>10,54</sup>, P. Nomokonov<sup>75</sup>, J. Norman<sup>79,127</sup>, N. Novitzky<sup>133</sup>, P. Nowakowski<sup>142</sup>, A. Nyanin<sup>88</sup>, J. Nystrand<sup>21</sup>, M. Ogino<sup>82</sup>, A. Ohlson<sup>81,104</sup>, J. Oleniacz<sup>142</sup>, A.C. Oliveira Da Silva<sup>130</sup>, M.H. Oliver<sup>146</sup>, C. Oppedisano<sup>59</sup>, A. Ortiz Velasquez<sup>69</sup>, A. Oskarsson<sup>81</sup>, J. Otwinowski<sup>118</sup>, K. Oyama<sup>82</sup>, Y. Pachmayer<sup>104</sup>, V. Pacik<sup>89</sup>, S. Padhan<sup>49</sup>, D. Pagano<sup>140</sup>, G. Paic<sup>69</sup>, J. Pan<sup>143</sup>, S. Panebianco<sup>137</sup>, P. Pareek<sup>50,141</sup>, J. Park<sup>61</sup>, J.E. Parkkila<sup>126</sup>, S. Parmar<sup>100</sup>, S.P. Pathak<sup>125</sup>, B. Paul<sup>23</sup>, J. Pazzini<sup>140</sup>, H. Pei<sup>6</sup>, T. Peitzmann<sup>63</sup>, X. Peng<sup>6</sup>, L.G. Pereira<sup>70</sup>, H. Pereira Da Costa<sup>137</sup>, D. Peresunko<sup>88</sup>, G.M. Perez<sup>8</sup>, S. Perrin<sup>137</sup>, Y. Pestov<sup>4</sup>, V. Petráček<sup>37</sup>, M. Petrovici<sup>48</sup>, R.P. Pezzi<sup>70</sup>, S. Piano<sup>60</sup>, M. Pikna<sup>13</sup>, P. Pillot<sup>115</sup>, O. Pinazza<sup>34,54</sup>, L. Pinsky<sup>125</sup>, C. Pinto<sup>27</sup>, S. Pisano<sup>10,52</sup>, D. Pistone<sup>56</sup>, M. Płoskoń<sup>80</sup>, M. Planinic<sup>99</sup>, F. Pliquett<sup>68</sup>, M.G. Poghosyan<sup>96</sup>, B. Polichtchouk<sup>91</sup>, N. Poljak<sup>99</sup>, A. Pop<sup>48</sup>, S. Porteboeuf-Houssais<sup>134</sup>, V. Pozdniakov<sup>75</sup>, S.K. Prasad<sup>3</sup>, R. Preghenella<sup>54</sup>, F. Prino<sup>59</sup>, C.A. Pruneau<sup>143</sup>, I. Pshenichnov<sup>62</sup>, M. Puccio<sup>34</sup>, J. Putschke<sup>143</sup>, S. Qiu<sup>90</sup>, L. Quaglia<sup>25</sup>, R.E. Quishpe<sup>125</sup>, S. Ragoni<sup>111</sup>, S. Raha<sup>3</sup>, S. Rajput<sup>101</sup>, J. Rak<sup>126</sup>, A. Rakotozafindrabe<sup>137</sup>, L. Ramello<sup>31</sup>, F. Rami<sup>136</sup>, S.A.R. Ramirez<sup>45</sup>, R. Raniwala<sup>102</sup>, S. Raniwala<sup>102</sup>, S.S. Räsänen<sup>44</sup>, R. Rath<sup>50</sup>, V. Ratzka<sup>43</sup>, I. Ravasenga<sup>90</sup>, K.F. Read<sup>96,130</sup>, A.R. Redelbach<sup>39</sup>, K. Redlich<sup>85,vi</sup>, A. Rehman<sup>21</sup>, P. Reichelt<sup>68</sup>, F. Reidt<sup>34</sup>, X. Ren<sup>6</sup>, R. Renfordt<sup>68</sup>, Z. Rescakova<sup>38</sup>, K. Reygers<sup>104</sup>, A. Riabov<sup>98</sup>, V. Riabov<sup>98</sup>, T. Richert<sup>81,89</sup>, M. Richter<sup>20</sup>, P. Riedler<sup>34</sup>, W. Riegler<sup>34</sup>, F. Riggi<sup>27</sup>, C. Ristea<sup>67</sup>, S.P. Rode<sup>50</sup>, M. Rodríguez Cahuantzi<sup>45</sup>, K. Røed<sup>20</sup>, R. Rogalev<sup>91</sup>, E. Rogochaya<sup>75</sup>, D. Rohr<sup>34</sup>, D. Röhrich<sup>21</sup>, P.F. Rojas<sup>45</sup>, P.S. Rokita<sup>142</sup>, F. Ronchetti<sup>52</sup>, A. Rosano<sup>56</sup>, E.D. Rosas<sup>69</sup>, K. Roslon<sup>142</sup>, A. Rossi<sup>28,57</sup>, A. Rotondi<sup>139</sup>, A. Roy<sup>50</sup>, P. Roy<sup>110</sup>, O.V. Rueda<sup>81</sup>, R. Rui<sup>24</sup>, B. Rumyantsev<sup>75</sup>,

A. Rustamov<sup>87</sup>, E. Ryabinkin<sup>88</sup>, Y. Ryabov<sup>98</sup>, A. Rybicki<sup>118</sup>, H. Ryttonen<sup>126</sup>, O.A.M. Saarimaki<sup>44</sup>, R. Sadek<sup>115</sup>, S. Sadhu<sup>141</sup>, S. Sadovsky<sup>91</sup>, K. Šafařík<sup>37</sup>, S.K. Saha<sup>141</sup>, B. Sahoo<sup>49</sup>, P. Sahoo<sup>49</sup>, R. Sahoo<sup>50</sup>, S. Sahoo<sup>65</sup>, P.K. Sahu<sup>65</sup>, J. Saini<sup>141</sup>, S. Sakai<sup>133</sup>, S. Sambyal<sup>101</sup>, V. Samsonov<sup>93,98</sup>, D. Sarkar<sup>143</sup>, N. Sarkar<sup>141</sup>, P. Sarma<sup>42</sup>, V.M. Sarti<sup>105</sup>, M.H.P. Sas<sup>63</sup>, E. Scapparone<sup>54</sup>, J. Schambach<sup>119</sup>, H.S. Scheid<sup>68</sup>, C. Schiaua<sup>48</sup>, R. Schicker<sup>104</sup>, A. Schmäh<sup>104</sup>, C. Schmidt<sup>107</sup>, H.R. Schmidt<sup>103</sup>, M.O. Schmidt<sup>104</sup>, M. Schmidt<sup>103</sup>, N.V. Schmidt<sup>68,96</sup>, A.R. Schmier<sup>130</sup>, J. Schukraft<sup>89</sup>, Y. Schutz<sup>136</sup>, K. Schwarz<sup>107</sup>, K. Schweda<sup>107</sup>, G. Scioli<sup>26</sup>, E. Scomarini<sup>59</sup>, J.E. Seger<sup>15</sup>, Y. Sekiguchi<sup>132</sup>, D. Sekihata<sup>132</sup>, I. Selyuzhenkov<sup>93,107</sup>, S. Senyukov<sup>136</sup>, D. Serebryakov<sup>62</sup>, A. Sevcenco<sup>67</sup>, A. Shabanov<sup>62</sup>, A. Shabetai<sup>115</sup>, R. Shahoyan<sup>34</sup>, W. Shaikh<sup>110</sup>, A. Shangaraev<sup>91</sup>, A. Sharma<sup>100</sup>, A. Sharma<sup>101</sup>, H. Sharma<sup>118</sup>, M. Sharma<sup>101</sup>, N. Sharma<sup>100</sup>, S. Sharma<sup>101</sup>, O. Sheibani<sup>125</sup>, K. Shigaki<sup>46</sup>, M. Shimomura<sup>83</sup>, S. Shirinkin<sup>92</sup>, Q. Shou<sup>40</sup>, Y. Sibiriak<sup>88</sup>, S. Siddhanta<sup>55</sup>, T. Siemiarczuk<sup>85</sup>, D. Silvermyr<sup>81</sup>, G. Simatovic<sup>90</sup>, G. Simonetti<sup>34</sup>, B. Singh<sup>105</sup>, R. Singh<sup>86</sup>, R. Singh<sup>101</sup>, R. Singh<sup>50</sup>, V.K. Singh<sup>141</sup>, V. Singhal<sup>141</sup>, T. Sinha<sup>110</sup>, B. Sitar<sup>13</sup>, M. Sitta<sup>31</sup>, T.B. Skaali<sup>20</sup>, M. Slupecki<sup>44</sup>, N. Smirnov<sup>146</sup>, R.J.M. Snellings<sup>63</sup>, C. Soncco<sup>112</sup>, J. Song<sup>125</sup>, A. Songmoolnak<sup>116</sup>, F. Soramel<sup>28</sup>, S. Sorensen<sup>130</sup>, I. Sputowska<sup>118</sup>, J. Stachel<sup>104</sup>, I. Stan<sup>67</sup>, P.J. Steffanic<sup>130</sup>, E. Stenlund<sup>81</sup>, S.F. Stiefelmaier<sup>104</sup>, D. Stocco<sup>115</sup>, M.M. Storetvedt<sup>36</sup>, L.D. Stritto<sup>29</sup>, A.A.P. Suaide<sup>121</sup>, T. Sugitate<sup>46</sup>, C. Suire<sup>78</sup>, M. Suleymanov<sup>14</sup>, M. Suljic<sup>34</sup>, R. Sultanov<sup>92</sup>, M. Šumbera<sup>95</sup>, V. Sumberia<sup>101</sup>, S. Sumowidagdo<sup>51</sup>, S. Swain<sup>65</sup>, A. Szabo<sup>13</sup>, I. Szarka<sup>13</sup>, U. Tabassam<sup>14</sup>, S.F. Taghavi<sup>105</sup>, G. Taillepied<sup>134</sup>, J. Takahashi<sup>122</sup>, G.J. Tambave<sup>21</sup>, S. Tang<sup>6,134</sup>, M. Tarhini<sup>115</sup>, M.G. Tarzila<sup>48</sup>, A. Tauro<sup>34</sup>, G. Tejada Muñoz<sup>45</sup>, A. Telesca<sup>34</sup>, L. Terlizzi<sup>25</sup>, C. Terrevoli<sup>125</sup>, D. Thakur<sup>50</sup>, S. Thakur<sup>141</sup>, D. Thomas<sup>119</sup>, F. Thoresen<sup>89</sup>, R. Tieulent<sup>135</sup>, A. Tikhonov<sup>62</sup>, A.R. Timmins<sup>125</sup>, A. Toia<sup>68</sup>, N. Topilskaya<sup>62</sup>, M. Toppi<sup>52</sup>, F. Torres-Acosta<sup>19</sup>, S.R. Torres<sup>37</sup>, A. Trifiró<sup>32,56</sup>, S. Tripathy<sup>50,69</sup>, T. Tripathy<sup>49</sup>, S. Trogolo<sup>28</sup>, G. Trombetta<sup>33</sup>, L. Tropp<sup>38</sup>, V. Trubnikov<sup>2</sup>, W.H. Trzaska<sup>126</sup>, T.P. Trzcinski<sup>142</sup>, B.A. Trzeciak<sup>37,63</sup>, A. Tumkin<sup>109</sup>, R. Turrisi<sup>57</sup>, T.S. Tveter<sup>20</sup>, K. Ullaland<sup>21</sup>, E.N. Umaka<sup>125</sup>, A. Uras<sup>135</sup>, G.L. Usai<sup>23</sup>, M. Vala<sup>38</sup>, N. Valle<sup>139</sup>, S. Vallerio<sup>59</sup>, N. van der Kolk<sup>63</sup>, L.V.R. van Doremalen<sup>63</sup>, M. van Leeuwen<sup>63</sup>, P. Vande Vyvre<sup>34</sup>, D. Varga<sup>145</sup>, Z. Varga<sup>145</sup>, M. Varga-Kofarago<sup>145</sup>, A. Vargas<sup>45</sup>, M. Vasileiou<sup>84</sup>, A. Vasiliev<sup>88</sup>, O. Vázquez Doce<sup>105</sup>, V. Vechernin<sup>113</sup>, E. Vercellin<sup>25</sup>, S. Vergara Limón<sup>45</sup>, L. Vermunt<sup>63</sup>, R. Vernet<sup>7</sup>, R. Vértesi<sup>145</sup>, L. Vickovic<sup>35</sup>, Z. Vilakazi<sup>131</sup>, O. Villalobos Baillie<sup>111</sup>, G. Vito<sup>53</sup>, A. Vinogradov<sup>88</sup>, T. Virgili<sup>29</sup>, V. Vislavicius<sup>89</sup>, A. Vodopyanov<sup>75</sup>, B. Volkel<sup>34</sup>, M.A. Völkl<sup>103</sup>, K. Voloshin<sup>92</sup>, S.A. Voloshin<sup>143</sup>, G. Volpe<sup>33</sup>, B. von Haller<sup>34</sup>, I. Vorobyev<sup>105</sup>, D. Voscek<sup>117</sup>, J. Vrláková<sup>38</sup>, B. Wagner<sup>21</sup>, M. Weber<sup>114</sup>, S.G. Weber<sup>144</sup>, A. Wegrzynek<sup>34</sup>, S.C. Wenzel<sup>34</sup>, J.P. Wessels<sup>144</sup>, J. Wiechula<sup>68</sup>, J. Wikne<sup>20</sup>, G. Wilk<sup>85</sup>, J. Wilkinson<sup>10,54</sup>, G.A. Willems<sup>144</sup>, E. Willsher<sup>111</sup>, B. Windelband<sup>104</sup>, M. Winn<sup>137</sup>, W.E. Witt<sup>130</sup>, J.R. Wright<sup>119</sup>, Y. Wu<sup>128</sup>, R. Xu<sup>6</sup>, S. Yalcin<sup>77</sup>, Y. Yamaguchi<sup>46</sup>, K. Yamakawa<sup>46</sup>, S. Yang<sup>21</sup>, S. Yano<sup>137</sup>, Z. Yin<sup>6</sup>, H. Yokoyama<sup>63</sup>, I.-K. Yoo<sup>17</sup>, J.H. Yoon<sup>61</sup>, S. Yuan<sup>21</sup>, A. Yuncu<sup>104</sup>, V. Yurchenko<sup>2</sup>, V. Zaccaro<sup>24</sup>, A. Zaman<sup>14</sup>, C. Zampolli<sup>34</sup>, H.J.C. Zanoli<sup>63</sup>, N. Zardoshti<sup>34</sup>, A. Zarochentsev<sup>113</sup>, P. Závada<sup>66</sup>, N. Zaviyalov<sup>109</sup>, H. Zbroszczyk<sup>142</sup>, M. Zhalov<sup>98</sup>, S. Zhang<sup>40</sup>, X. Zhang<sup>6</sup>, Z. Zhang<sup>6</sup>, V. Zherebchevskii<sup>113</sup>, Y. Zhi<sup>12</sup>, D. Zhou<sup>6</sup>, Y. Zhou<sup>89</sup>, Z. Zhou<sup>21</sup>, J. Zhu<sup>6,107</sup>, Y. Zhu<sup>6</sup>, A. Zichichi<sup>10,26</sup>, G. Zinovjev<sup>2</sup>, N. Zurlo<sup>140</sup>

<sup>1</sup> A.I. Alikhanyan National Science Laboratory (Yerevan Physics Institute) Foundation, Yerevan, Armenia

<sup>2</sup> Bogolyubov Institute for Theoretical Physics, National Academy of Sciences of Ukraine, Kiev, Ukraine

<sup>3</sup> Bose Institute, Department of Physics and Centre for Astroparticle Physics and Space Science (CAPSS), Kolkata, India

<sup>4</sup> Budker Institute for Nuclear Physics, Novosibirsk, Russia

<sup>5</sup> California Polytechnic State University, San Luis Obispo, CA, United States

<sup>6</sup> Central China Normal University, Wuhan, China

<sup>7</sup> Centre de Calcul de l'IN2P3, Villeurbanne, Lyon, France

<sup>8</sup> Centro de Aplicaciones Tecnológicas y Desarrollo Nuclear (CEADEN), Havana, Cuba

<sup>9</sup> Centro de Investigación y de Estudios Avanzados (CINVESTAV), Mexico City and Mérida, Mexico

<sup>10</sup> Centro Fermi – Museo Storico della Fisica e Centro Studi e Ricerche “Enrico Fermi”, Rome, Italy

<sup>11</sup> Chicago State University, Chicago, IL, United States

<sup>12</sup> China Institute of Atomic Energy, Beijing, China

<sup>13</sup> Comenius University Bratislava, Faculty of Mathematics, Physics and Informatics, Bratislava, Slovakia

<sup>14</sup> COMSATS University Islamabad, Islamabad, Pakistan

<sup>15</sup> Creighton University, Omaha, NE, United States

<sup>16</sup> Department of Physics, Aligarh Muslim University, Aligarh, India

<sup>17</sup> Department of Physics, Pusan National University, Pusan, Republic of Korea

<sup>18</sup> Department of Physics, Sejong University, Seoul, Republic of Korea

<sup>19</sup> Department of Physics, University of California, Berkeley, CA, United States

<sup>20</sup> Department of Physics, University of Oslo, Oslo, Norway

<sup>21</sup> Department of Physics and Technology, University of Bergen, Bergen, Norway

<sup>22</sup> Dipartimento di Fisica dell'Università ‘La Sapienza’ and Sezione INFN, Rome, Italy

<sup>23</sup> Dipartimento di Fisica dell'Università and Sezione INFN, Cagliari, Italy

<sup>24</sup> Dipartimento di Fisica dell'Università and Sezione INFN, Trieste, Italy

- 25 Dipartimento di Fisica dell'Università and Sezione INFN, Turin, Italy
- 26 Dipartimento di Fisica e Astronomia dell'Università and Sezione INFN, Bologna, Italy
- 27 Dipartimento di Fisica e Astronomia dell'Università and Sezione INFN, Catania, Italy
- 28 Dipartimento di Fisica e Astronomia dell'Università and Sezione INFN, Padova, Italy
- 29 Dipartimento di Fisica 'E.R. Caianiello' dell'Università and Gruppo Collegato INFN, Salerno, Italy
- 30 Dipartimento DISAT del Politecnico and Sezione INFN, Turin, Italy
- 31 Dipartimento di Scienze e Innovazione Tecnologica dell'Università del Piemonte Orientale and INFN Sezione di Torino, Alessandria, Italy
- 32 Dipartimento di Scienze MIFT, Università di Messina, Messina, Italy
- 33 Dipartimento Interateneo di Fisica 'M. Merlin' and Sezione INFN, Bari, Italy
- 34 European Organization for Nuclear Research (CERN), Geneva, Switzerland
- 35 Faculty of Electrical Engineering, Mechanical Engineering and Naval Architecture, University of Split, Split, Croatia
- 36 Faculty of Engineering and Science, Western Norway University of Applied Sciences, Bergen, Norway
- 37 Faculty of Nuclear Sciences and Physical Engineering, Czech Technical University in Prague, Prague, Czech Republic
- 38 Faculty of Science, P.J. Šafárik University, Košice, Slovakia
- 39 Frankfurt Institute for Advanced Studies, Johann Wolfgang Goethe-Universität Frankfurt, Frankfurt, Germany
- 40 Fudan University, Shanghai, China
- 41 Gangneung-Wonju National University, Gangneung, Republic of Korea
- 42 Gauhati University, Department of Physics, Guwahati, India
- 43 Helmholtz-Institut für Strahlen- und Kernphysik, Rheinische Friedrich-Wilhelms-Universität Bonn, Bonn, Germany
- 44 Helsinki Institute of Physics (HIP), Helsinki, Finland
- 45 High Energy Physics Group, Universidad Autónoma de Puebla, Puebla, Mexico
- 46 Hiroshima University, Hiroshima, Japan
- 47 Hochschule Worms, Zentrum für Technologietransfer und Telekommunikation (ZTT), Worms, Germany
- 48 Horia Hulubei National Institute of Physics and Nuclear Engineering, Bucharest, Romania
- 49 Indian Institute of Technology Bombay (IIT), Mumbai, India
- 50 Indian Institute of Technology Indore, Indore, India
- 51 Indonesian Institute of Sciences, Jakarta, Indonesia
- 52 INFN, Laboratori Nazionali di Frascati, Frascati, Italy
- 53 INFN, Sezione di Bari, Bari, Italy
- 54 INFN, Sezione di Bologna, Bologna, Italy
- 55 INFN, Sezione di Cagliari, Cagliari, Italy
- 56 INFN, Sezione di Catania, Catania, Italy
- 57 INFN, Sezione di Padova, Padova, Italy
- 58 INFN, Sezione di Roma, Rome, Italy
- 59 INFN, Sezione di Torino, Turin, Italy
- 60 INFN, Sezione di Trieste, Trieste, Italy
- 61 Inha University, Incheon, Republic of Korea
- 62 Institute for Nuclear Research, Academy of Sciences, Moscow, Russia
- 63 Institute for Subatomic Physics, Utrecht University/Nikhef, Utrecht, Netherlands
- 64 Institute of Experimental Physics, Slovak Academy of Sciences, Košice, Slovakia
- 65 Institute of Physics, Homi Bhabha National Institute, Bhubaneswar, India
- 66 Institute of Physics of the Czech Academy of Sciences, Prague, Czech Republic
- 67 Institute of Space Science (ISS), Bucharest, Romania
- 68 Institut für Kernphysik, Johann Wolfgang Goethe-Universität Frankfurt, Frankfurt, Germany
- 69 Instituto de Ciencias Nucleares, Universidad Nacional Autónoma de México, Mexico City, Mexico
- 70 Instituto de Física, Universidade Federal do Rio Grande do Sul (UFRGS), Porto Alegre, Brazil
- 71 Instituto de Física, Universidad Nacional Autónoma de México, Mexico City, Mexico
- 72 iThemba LABS, National Research Foundation, Somerset West, South Africa
- 73 Jeonbuk National University, Jeonju, Republic of Korea
- 74 Johann-Wolfgang-Goethe Universität Frankfurt Institut für Informatik, Fachbereich Informatik und Mathematik, Frankfurt, Germany
- 75 Joint Institute for Nuclear Research (JINR), Dubna, Russia
- 76 Korea Institute of Science and Technology Information, Daejeon, Republic of Korea
- 77 KTO Karatay University, Konya, Turkey
- 78 Laboratoire de Physique des 2 Infinis, Irène Joliot-Curie, Orsay, France
- 79 Laboratoire de Physique Subatomique et de Cosmologie, Université Grenoble-Alpes, CNRS-IN2P3, Grenoble, France
- 80 Lawrence Berkeley National Laboratory, Berkeley, CA, United States
- 81 Lund University Department of Physics, Division of Particle Physics, Lund, Sweden
- 82 Nagasaki Institute of Applied Science, Nagasaki, Japan
- 83 Nara Women's University (NWU), Nara, Japan
- 84 National and Kapodistrian University of Athens, School of Science, Department of Physic, Athens, Greece
- 85 National Centre for Nuclear Research, Warsaw, Poland
- 86 National Institute of Science Education and Research, Homi Bhabha National Institute, Jatni, India
- 87 National Nuclear Research Center, Baku, Azerbaijan
- 88 National Research Centre Kurchatov Institute, Moscow, Russia
- 89 Niels Bohr Institute, University of Copenhagen, Copenhagen, Denmark
- 90 Nikhef, National institute for subatomic physics, Amsterdam, Netherlands
- 91 NRC Kurchatov Institute IHEP, Protvino, Russia
- 92 NRC «Kurchatov» Institute – ITEP, Moscow, Russia
- 93 NRNU Moscow Engineering Physics Institute, Moscow, Russia
- 94 Nuclear Physics Group, STFC Daresbury Laboratory, Daresbury, United Kingdom
- 95 Nuclear Physics Institute of the Czech Academy of Sciences, Řež u Prahy, Czech Republic
- 96 Oak Ridge National Laboratory, Oak Ridge, TN, United States
- 97 Ohio State University, Columbus, OH, United States
- 98 Petersburg Nuclear Physics Institute, Gatchina, Russia
- 99 Physics department, Faculty of science, University of Zagreb, Zagreb, Croatia
- 100 Physics Department, Panjab University, Chandigarh, India
- 101 Physics Department, University of Jammu, Jammu, India
- 102 Physics Department, University of Rajasthan, Jaipur, India
- 103 Physikalisches Institut, Eberhard-Karls-Universität Tübingen, Tübingen, Germany
- 104 Physikalisches Institut, Ruprecht-Karls-Universität Heidelberg, Heidelberg, Germany

- 105 Physik Department, Technische Universität München, Munich, Germany  
 106 Politecnico di Bari, Bari, Italy  
 107 Research Division and ExtreMe Matter Institute EMMI, GSI Helmholtzzentrum für Schwerionenforschung GmbH, Darmstadt, Germany  
 108 Rudjer Bošković Institute, Zagreb, Croatia  
 109 Russian Federal Nuclear Center (VNIIEF), Sarov, Russia  
 110 Saha Institute of Nuclear Physics, Homi Bhabha National Institute, Kolkata, India  
 111 School of Physics and Astronomy, University of Birmingham, Birmingham, United Kingdom  
 112 Sección Física, Departamento de Ciencias, Pontificia Universidad Católica del Perú, Lima, Peru  
 113 St. Petersburg State University, St. Petersburg, Russia  
 114 Stefan Meyer Institut für Subatomare Physik (SMI), Vienna, Austria  
 115 SUBATECH, IMT Atlantique, Université de Nantes, CNRS-IN2P3, Nantes, France  
 116 Suranaree University of Technology, Nakhon Ratchasima, Thailand  
 117 Technical University of Košice, Košice, Slovakia  
 118 The Henryk Niewodniczanski Institute of Nuclear Physics, Polish Academy of Sciences, Cracow, Poland  
 119 The University of Texas at Austin, Austin, TX, United States  
 120 Universidad Autónoma de Sinaloa, Culiacán, Mexico  
 121 Universidade de São Paulo (USP), São Paulo, Brazil  
 122 Universidade Estadual de Campinas (UNICAMP), Campinas, Brazil  
 123 Universidade Federal do ABC, Santo Andre, Brazil  
 124 University of Cape Town, Cape Town, South Africa  
 125 University of Houston, Houston, TX, United States  
 126 University of Jyväskylä, Jyväskylä, Finland  
 127 University of Liverpool, Liverpool, United Kingdom  
 128 University of Science and Technology of China, Hefei, China  
 129 University of South-Eastern Norway, Tonsberg, Norway  
 130 University of Tennessee, Knoxville, TN, United States  
 131 University of the Witwatersrand, Johannesburg, South Africa  
 132 University of Tokyo, Tokyo, Japan  
 133 University of Tsukuba, Tsukuba, Japan  
 134 Université Clermont Auvergne, CNRS/IN2P3, LPC, Clermont-Ferrand, France  
 135 Université de Lyon, Université Lyon 1, CNRS/IN2P3, IPN-Lyon, Villeurbanne, Lyon, France  
 136 Université de Strasbourg, CNRS, IPHC UMR 7178, F-67000 Strasbourg, France  
 137 Université Paris-Saclay Centre d'Etudes de Saclay (CEA), IRFU, Département de Physique Nucléaire (DPhN), Saclay, France  
 138 Università degli Studi di Foggia, Foggia, Italy  
 139 Università degli Studi di Pavia, Pavia, Italy  
 140 Università di Brescia, Brescia, Italy  
 141 Variable Energy Cyclotron Centre, Homi Bhabha National Institute, Kolkata, India  
 142 Warsaw University of Technology, Warsaw, Poland  
 143 Wayne State University, Detroit, MI, United States  
 144 Westfälische Wilhelms-Universität Münster, Institut für Kernphysik, Münster, Germany  
 145 Wigner Research Centre for Physics, Budapest, Hungary  
 146 Yale University, New Haven, CT, United States  
 147 Yonsei University, Seoul, Republic of Korea

<sup>i</sup> Deceased.

<sup>ii</sup> Italian National Agency for New Technologies, Energy and Sustainable Economic Development (ENEA), Bologna, Italy.

<sup>iii</sup> Dipartimento DET del Politecnico di Torino, Turin, Italy.

<sup>iv</sup> M.V. Lomonosov Moscow State University, D.V. Skobeltsyn Institute of Nuclear, Physics, Moscow, Russia.

<sup>v</sup> Department of Applied Physics, Aligarh Muslim University, Aligarh, India.

<sup>vi</sup> Institute of Theoretical Physics, University of Wrocław, Poland.