



ALMA MATER STUDIORUM  
UNIVERSITÀ DI BOLOGNA

## ARCHIVIO ISTITUZIONALE DELLA RICERCA

### Alma Mater Studiorum Università di Bologna Archivio istituzionale della ricerca

Compliance with EU vs. extra-EU labelled geographical provenance in virgin olive oils: A rapid untargeted chromatographic approach based on volatile compounds

This is the submitted version (pre peer-review, preprint) of the following publication:

*Published Version:*

Compliance with EU vs. extra-EU labelled geographical provenance in virgin olive oils: A rapid untargeted chromatographic approach based on volatile compounds / Rosa Palagano, Enrico Valli, Chiara Cevoli, Alessandra Bendini, Tullia Gallina Toschi. - In: LEBENSMITTEL-WISSENSCHAFT + TECHNOLOGIE. - ISSN 0023-6438. - STAMPA. - 130:(2020), pp. 109566-109572. [10.1016/j.lwt.2020.109566]

*Availability:*

This version is available at: <https://hdl.handle.net/11585/761698> since: 2020-11-06

*Published:*

DOI: <http://doi.org/10.1016/j.lwt.2020.109566>

*Terms of use:*

Some rights reserved. The terms and conditions for the reuse of this version of the manuscript are specified in the publishing policy. For all terms of use and more information see the publisher's website.

This item was downloaded from IRIS Università di Bologna (<https://cris.unibo.it/>).  
When citing, please refer to the published version.

(Article begins on next page)

## **Highlights**

- Flash-GC was applied to discriminate VOOs with different geographical origin
- Chemometric data elaborations with untargeted approach were realized
- PLS-DA and ANN classification models were built and validated
- Satisfactory percentages of samples correctly classified were obtained

## 210 SAMPLES (EVOOs and VOOs)

### Oils from countries members of EU

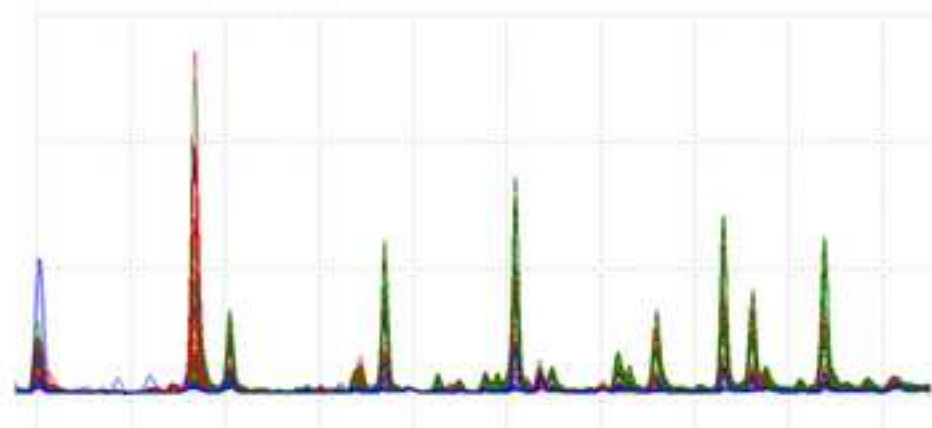


### Oils from countries extra-EU



### Blends

- ❖ 12 EU
- ❖ 12 EU/Extra-EU



### Extraction of raw data

#### Data pre-treatment:

1. Alignment of raw chromatograms (COW algorithm)
2. Mean centering
3. Unit vector normalisation

#### PLS-DA

(Partial Least Square–Discriminant Analysis)

#### ANN

(Artificial Neural Network)

1                    **Discrimination of virgin olive oils with different geographical origin:**  
2                    **a rapid untargeted chromatographic approach based on volatile compounds**

3

4                    Rosa Palagano<sup>a</sup>, Enrico Valli<sup>a</sup>, Chiara Cevoli<sup>a</sup>, Alessandra Bendini<sup>a,\*</sup>, Tullia Gallina Toschi<sup>a</sup>

5

6                    <sup>a</sup> Department of Agricultural and Food Sciences (DISTAL), University of Bologna, Cesena, 47521,

7 Italy

8

9                    \* Corresponding author: [alessandra.bendini@unibo.it](mailto:alessandra.bendini@unibo.it) (Alessandra Bendini), Department of  
10 Agricultural and Food Sciences (DISTAL) - University of Bologna, Piazza Goidanich 60, Cesena  
11 (FC), 47521, Italy, Tel +39 0547 338121.

## 12 **Abstract**

13 Many studies have shown that the geographic origin is one of the most influencing factors in  
14 consumers' choice of olive oil. To avoid misleading, European regulation has established specific  
15 rules to report the geographical origin of extra virgin (EVOOs) and virgin olive oils (VOOs) on the  
16 product label, but an official analytical procedure to verify this information has not been yet  
17 defined. In this work, a flash gas chromatography untargeted approach for determination of volatile  
18 compounds, followed by a chemometric data elaboration, is proposed for discrimination of EVOOs  
19 and VOOs according to their geographical origin (EU and Extra-EU). A set of 210 samples was  
20 analyzed and two different classification techniques were used, one linear (Partial Least Square-  
21 Discriminant Analysis, PLS-DA) and one non-linear (Artificial Neural Network, ANN). The two  
22 models were also validated using an external data set. Satisfactory results were obtained for both  
23 chemometric approaches: considering the PLS-DA, 89% and 81% of EU and Extra-EU samples,  
24 respectively, were correctly classified; for ANN the percentages were 93% and 89%, respectively.  
25 These results confirm the reliability of the method as a rapid approach to discriminate EVOOs and  
26 VOOs according to their geographical provenance. The methodology is fast (around 200 sec for  
27 each chromatographic run), easy to use (no sample treatment is required), and the data were  
28 effectively elaborated by applying both linear and non-linear chemometric techniques.

29

## 30 **Key words**

31 Virgin olive oil; Geographical origin; PLS-DA; Untargeted approach; Volatile compounds; ANN.

32

## 33 **Abbreviations**

34 ANN: Artificial Neural Network; EVOO: Extra Virgin Olive Oil; FGC: Flash Gas  
35 Chromatography; PLS-DA: Partial Least Square - Discriminant Analysis; VOO: Virgin Olive Oil.

## 36 **1. Introduction**

37 Over the last 40 years many investigations have been focused on understanding what attributes are  
38 important determinants in consumer choice, which have highlighted that the geographic origin is  
39 one of the most influencing factors for olive oil (Dekhili, Sirieix, & Cohen, 2011; Del Giudice,  
40 Cavallo, Caracciolo, & Cicia, 2015).

41 In order to ensure that consumers are not misled, the fourth article of the EU Reg. 29/2012  
42 establishes that “*Extra virgin and virgin olive oil shall bear a designation of origin on the*  
43 *labelling*”. This means that for extra virgin (EVOOs) and virgin olive oils (VOOs) commercialized  
44 within the EU, it is mandatory to specify the geographical provenance on the label of the product  
45 following specific rules. If an oil comes from an EU Member State or third country, a reference to  
46 the EU Member State, to the EU, or to the third country must be reported. In the case of blends of  
47 oils originating from more than one EU Member State or third country, one of the following  
48 mentions must be used: ‘blend of olive oils of European Union origin’ or a reference to the EU;  
49 ‘blend of olive oils not of European Union origin’ or a reference to origin outside the EU; ‘blend of  
50 olive oils of European Union origin and not of European Union origin’ or a reference to origin  
51 within the EU and outside the EU. An exception is the case where the olives were harvested in an  
52 EU Member State or third country other than that in which the mill where the oil was extracted is  
53 located. In this case, the designation of origin shall contain the following wording: ‘*(extra) virgin*  
54 *olive oil obtained in (the Union or the name of the Member State concerned) from olives harvested*  
55 *in (the Union or the name of the Member State or third country concerned)*’.

56 However, the regulation does not specify an official analytical procedure to verify the conformity of  
57 the label-declared geographical origin, and this has raised the interest of researchers to develop a  
58 reliable and effective method for purposes of authentication (Conte et al., 2019). During the last  
59 years, different analytical techniques have been applied in order to find potentially useful markers  
60 and efficient instrumental approaches that are able to discriminate olive oils according to their  
61 geographical origin.

62 In this regard, traditional chromatographic techniques, analyzing both major and minor compounds  
63 either individually or in a combined way, coupled or not with specific statistical chemometric data  
64 elaboration, have been investigated. A study in 2009 (García-González et al., 2009) proposed the  
65 application of artificial neural network (ANN) models for different levels of geographical  
66 classification (country, region, province, PDO) on a set of 687 EVOOs and VOOs from Spain, Italy,  
67 and Portugal, which were chemically characterized for the content of fatty acids, hydrocarbons,  
68 sterols, and alcohols. Other researchers evaluated the triacylglycerol (TAG) content and  
69 composition to discriminate Moroccan oils (Bajoub et al., 2016) and Croatian samples (Peršurić,  
70 Saftić, Mašek, & Kraljević Pavelić, 2018). In addition, the stereospecific distribution of fatty acids  
71 in TAGs was reported to be useful in discriminating olive oils from different areas of North-Eastern  
72 Italy (Vichi, Pizzale, & Conte, 2007). Specific metabolites such as sterols and phenolic compounds  
73 have been investigated to identify the optimal markers, and may be a promising approach to  
74 discriminate oils according to geographical origin (Giacalone, Giuliano, Gulotta, Monfreda, &  
75 Presti, 2015; Ben Mohamed et al., 2018; Ghisoni et al., 2019). Interesting findings have also been  
76 recently reported on sesquiterpene hydrocarbons as geographical markers (Quintanilla-Casas et al.,  
77 2020). Moreover, volatile compounds have been amply studied by applying different instrumental  
78 techniques combined with chemometric data elaborations (Kosma et al., 2017; Bajoub et al., 2018;  
79 Lukić, Carlin, Horvat, & Vrhovsek, 2019).

80 Furthermore, rapid and innovative instrumental approaches have been developed and tested in order  
81 to deal with the need for simple, rapid, and environmentally friendly techniques (Valli et al., 2016).  
82 This critical review (Valli et al., 2016) reports an overview of the principal applications of optical  
83 techniques (UV-Vis, NIR, MIR, RAMAN, NMR, and fluorescence spectroscopy), methods based  
84 on electrical characteristics, and instruments equipped with electronic chemical sensors (electronic  
85 nose and tongue) for discrimination of EVOOs and VOOs according to their geographical  
86 provenance. In addition to these approaches, other promising techniques include stable isotopes  
87 analysis (Angerosa et al., 1999; Chiocchini, Portarena, Ciolfi, Brugnoli, & Lauteri, 2016; Bontempo

88 et al., 2019), multi-element fingerprint (Sayago, González-Domínguez, Beltrán, & Fernández-  
89 Recamales, 2018), differential scanning calorimetry (Mallamace et al., 2017), and GC-IMS  
90 (Gerhardt, Birkenmeier, Sanders, Rohn, & Weller, 2017).  
91 Melucci and co-workers (Melucci et al., 2016) proposed the application of a Flash Gas  
92 Chromatography Electronic Nose (Heracles II) and a multivariate data analysis to control the  
93 compliance of information on geographic origin declared in the label (“100% Italian” vs “non-  
94 100% Italian”) for the first time. This instrumental approach allows to realize the headspace  
95 analysis in short time and the results are processed by chemometric tools following an untargeted  
96 approach. For this reason, it can be considered as a fingerprint method, since the data can be  
97 elaborated for sample classification that is not aimed towards identification and quantification of  
98 specific analytes. Following these preliminary results and the actual need for a rapid and effective  
99 method for geographical authentication of VOOs, the aim of this work was the application of flash  
100 gas chromatography (Heracles II) for rapid discrimination of 210 EVOOs and VOOs according to  
101 geographical provenance. In this case, the categories considered for samples classification were EU  
102 member states vs third countries, and the data obtained were elaborated by applying two different  
103 classification techniques, one linear (Partial Least Square-Discriminant Analysis, PLS-DA) and one  
104 non-linear (Artificial Neural Network, ANN).

105

## 106 **2. Materials and methods**

### 107 **2.1 Samples**

108 A total of 210 EVOOs and VOOs with a different geographical origin were collected directly from  
109 companies that were also asked to provide, when available, information about location of the mill,  
110 type of plant used, olive variety, and commercial category (Table S1, Supplementary material).  
111 Considering that the indication of the geographical origin on the product label is mandatory for  
112 EVOOs and VOOs, samples belonging to both these two categories were included in this study.



113 According to geographical provenance, samples were distributed in 3 classes (Table 1): “EU” for  
114 oils coming from EU member states; “Extra-EU” for oils coming from third countries (outside EU);  
115 “Blends” for samples obtained by mixing oils coming from different EU state members or oils  
116 coming from EU state members and third countries.

117 Aliquots of each sample (50 mL) were stored at -18 °C in plastic dark bottles. Oil were defrosted  
118 for at least 12 h and stored at 12°C before analysis.

119

## 120 **2.2 Volatile compounds analysis by Flash Gas Chromatography**

121 The analysis of volatile compounds was carried out using the Flash Gas Chromatography Electronic  
122 Nose Heracles II (Alpha MOS, Toulouse, France). The instrument was equipped with two metal  
123 capillary columns (MXT-5: 5% diphenyl, 95% methylpolysiloxane, and MXT-1701: 14%  
124 cyanopropylphenyl, 86% methylpolysiloxane, for both columns: 10 m length, 180 µm internal  
125 diameter, 0.4 µm film thickness) working in parallel mode and different in polarity of the stationary  
126 phase. This permits slight differences in the separation capability of molecules detected by a FID  
127 applied at the end of each column.

128 Each sample was analysed in triplicate, weighing  $2 \pm 0.1$  g of oil in a 20 mL vial sealed with a  
129 magnetic plug. For analysis, the vial was placed in a shaker oven for 20 min at 40 °C and 500 rpm.  
130 Next, 5 mL of the headspace were collected, introduced in a splitless injector (injector temperature  
131 200 °C, injection speed 100 µL/sec, carrier gas flow, to ensure a fast transfer of the sample from the  
132 inlet to the trap, 30mL/min), and adsorbed on a Tenax<sup>®</sup> TA trap maintained at 40 °C for 60 sec to  
133 concentrate the analytes. The syringe temperature was set at 70 °C. Subsequently, desorption was  
134 obtained by increasing the trap temperature to 240 °C in 93 sec and the sample was injected  
135 (pressure of the carrier gas at columns' head 40 kPa.) and split (split flow 5 mL/min) into the two  
136 columns. The thermal program started at 40 °C (held for 2 sec), increased up to 80 °C at 1 °C/sec,  
137 and then to 250 °C at 3 °C/sec. Hydrogen was used as the carrier gas with a pressure from 40 kPa to  
138 64 kPa, increasing with a rate of 0.2 kPa/sec. At the end of each column, a FID detector (detector

139 temperature 260 °C) was placed and the acquired signal was digitalized every 0.01 sec. The  
140 software used to control the instrument was AlphaSoft version 14.5.

141

### 142 **2.3 Data processing**

143 For the data analysis, the full chromatograms were processed by applying chemometric elaborations  
144 with an untargeted approach. The raw data of each chromatogram (intensity values for each point of  
145 the chromatogram considering that the signal was digitalized every 0.01 sec, Palagano et al., 2019  
146 [Dataset]) were exported from the software of the instrument and the data set with all the samples  
147 was imported into MatlabR2018a<sup>®</sup>. As data pre-treatment, chromatograms were aligned by COW  
148 (Correlation Optimized Warping) algorithm (Tomasi, Van Den Berg, & Andersson, 2004) and  
149 autoscaled (mean-centering followed by division of each column (variable) by the standard  
150 deviation of that column). Preliminary tests showed that chromatograms obtained from the MXT-5  
151 column had a discriminant power higher than the other one (MXT-1701) and for this reason the  
152 classification models were developed considering only this column. Considering the reduced  
153 number of samples for the classes “Blend EU” and “Blend EU-Extra EU”, these oils were grouped  
154 together with “EU” and “Extra-EU” samples, respectively. This means that for the data elaboration  
155 only two sample categories were considered: “EU” and “Extra-EU”.

156 Two different statistical techniques were used to classify samples according to their geographical  
157 origin, the first (PLS-DA) based on a linear approach, and the second (ANN) on a non-linear  
158 approach.

159 In particular, the PLS-DA model was built using the PLS Toolbox for Matlab2018a<sup>®</sup>: intensity  
160 values of each point of the chromatogram, for a total of 19,900 data points, were used as variables  
161 X (matrix X), while the origin (“EU” and “Extra-EU”) was implemented as variable Y (binary  
162 variables, 0 - 1). The sample data set was split into a calibration/full-cross validation set (75% of the  
163 sample) and an external validation set (25% of the sample) using the Kennard-Stone method  
164 (selects samples that best span the same range as the original data, but with an even distribution of

165 samples across the same range) (Daszykowski, Walczak, & Massart, 2002). The threshold value  
166 useful to define the category of each sample was defined using a probabilistic approach based on  
167 Bayes's rule.

168 The ANN model was performed by using the Neural Net Pattern Recognition tool for  
169 Matlab2018a<sup>®</sup>. Specifically, a Multi-Layer Perceptron (MLP) neural network was built to predict  
170 the specific class to which samples belong using a non-linear method. For input and hidden layers,  
171 linear and logistic activation functions, respectively, were used, while for output layer the SoftMax  
172 function was applied. From a statistical point of view, with the SoftMax activation function and  
173 cross entropy error, the output is interpretable as posterior probabilities for categorical target  
174 variables (Bishop, 1995). One nominal output variable is returned, assuming that the target output is  
175 1.0 in the correct class output, and 0.0 in the non-correct class. Looking for the best classification  
176 ability, different node numbers in the hidden layer and combinations were tested. The convergence  
177 of ANN was ruled by a back propagation algorithm. The original data set was randomly divided  
178 into a training set (60%), verification set (20%), and test set (20%). The training set was used to  
179 calculate the transfer function parameters of the network, the verification set to indicate possible  
180 over-learning, and the test set was treated as an unknown, the correct classification of which  
181 indicates that the neural network is performing well. It was checked that samples from both classes  
182 were contained in the test set.

183

### 184 **3. Results and discussion**

185 A set of 210 EVOOs and VOOs were analyzed for their volatile profile by flash gas  
186 chromatography. Considering the large amount of data and aim of this work, chemometric  
187 elaborations following an untargeted approach were carried out.

188 For elaborations, samples were grouped into two categories: "EU", that included oils from single  
189 EU state members and blends of oils from different EU countries, "Extra-EU" that consisted of oils

190 from single countries outside the European Union and blends of oils from the EU and third  
191 countries.

192 In Figure 1-a the mean chromatogram of “EU” and “Extra-EU” categories, obtained averaging the  
193 intensity of each variable for all “EU” or “Extra-EU” samples, is reported: even if almost all peaks  
194 are concentrated in the initial part of the chromatogram (between 2000 and 10000 variables), a clear  
195 difference, in terms of variable intensities, exists between the two groups, thus confirming the  
196 discriminating power of the volatile profile with respect to the geographical origin (Melucci et al.,  
197 2016; Lukić, Carlin, Horvat, & Vrhovsek, 2019).

198 Concerning the PLS-DA results, the values of the estimated Y variable (geographical category) by  
199 the model in cross and external validations are shown in Figure 2. The dotted line identifies the  
200 threshold value used to define the attribution of samples to different classes. Regarding the location  
201 of each sample, a greater distance from the threshold line can be interpreted as a better classification  
202 capacity of the model.

203 The results, in terms of percentage and number of samples correctly classified, are reported in Table  
204 2. The percentage ranged from 80.8% to 91.2%. The values obtained for the “EU” category were  
205 higher, likely because of the greater number and variability of samples used to build the model. The  
206 external validation percentages were lower compared to those obtained for the cross-validation as  
207 expected, but the results can be considered more robust since they were obtained considering the  
208 25% of samples that were not used to build the model.

209 The VIP (Variable Importance in Projection) score obtained by the PLS-DA confirmed that the  
210 section of the chromatogram ranging from 2000 to 10000 variables has a major contribution to  
211 sample discrimination (VIP values greater than 1) according to geographical origin (Figure 1-b).

212 Focusing on those incorrectly classified samples, a specific trend as a function of characteristics that  
213 could usually affect the volatile profile of the oil (such as the commercial category, olive cultivar, or  
214 country of origin) was not seen.

215 Results related to the probabilistic approach are shown in Figure 3. The graph refers to the category  
216 “EU”: this means that higher a sample is located, the higher the probability for which it is classified  
217 as member of the “EU” category. As a consequence, oils classified as members of the other  
218 category (Extra-EU) are located in the bottom area of the graph. In this case, the threshold value is  
219 fixed at 0.5, corresponding to a probability of 50%: a sample classified with a probability lower  
220 than this is considered as not correctly grouped. It is also interesting to note that most of samples  
221 were correctly classified with a probability between 90% and 100%.

222 Regarding ANN, an early stopping technique was used to select the number of training cycles  
223 (epochs) to avoid over-fitting, using the test set to monitor the prediction error. An example of this  
224 procedure is reported in Figure 4, where the best ANN training was characterized by 18 epochs.  
225 Above this point, the error increased further indicating that the ANN tends to overfit. Consequently,  
226 the results of ANN are related to these iterations.

227 Training was repeated 5 times and the network’s predictions were averaged, since with ANNs  
228 convergence is influenced by the initial weight value and the randomized split of data in training,  
229 validation, and test sets. The best prediction results were obtained with a three layers network,  
230 having 5 nodes; a larger number of nodes did not increase the network performance.

231 The classification results, in terms of percentage of samples correctly classified, are summarized in  
232 Table 3. Means and standard deviations (in brackets) were taken into account.

233 As reported for the PLS-DA model, even in this case higher percentages (from 93.2% to 98.7%)  
234 were achieved for the “EU” category in all the three data sets.

235 Comparing the results of the external validation (PLS-DA) and testing (ANN), it is possible to note  
236 that higher percentages were obtained in the second case for both the “EU” and “Extra-EU”  
237 categories. In particular, an increment of 4.7% and 8% of samples correctly classified was obtained.  
238 This is probably due to the fact that the ANN model is based on a non-linear approach.

239 In general, the percentages obtained were slightly lower than those reported by other studies based  
240 on volatile compounds and chemometric untargeted data elaboration (Gerhardt, Birkenmeier,

241 Sanders, Rohn, & Weller, 2017; Bajoub et al., 2018; Lukić, Carlin, Horvat, & Vrhovsek, 2019).  
242 This aspect can be explained by the great variability, in terms of geographical origin, olive variety,  
243 commercial category, of the samples analyzed, which represents a strong point of this work.  
244 The results described herein confirm the suitability of flash gas chromatography for checking  
245 geographical traceability of EVOOs and VOOs, even using untargeted chromatographic signals of  
246 the volatile fraction as variables for multivariate analysis (Melucci et al., 2016). An in-house  
247 validation of this analytical method, carried out to verify that a repeatable and reproducible signal,  
248 with sufficient sensitivity to collect the valuable information from the samples, has been carried out  
249 which underlined the good performance of the technique; this will be discussed in more detail in a  
250 subsequent publication.

251

#### 252 **4. Conclusions**

253 In this work, the application of flash gas chromatography for volatile compounds analysis combined  
254 with untargeted chemometric data elaborations (PLS-DA and ANN) to discriminate EVOOs and  
255 VOOs with different geographical origin was presented.

256 For both elaborations, satisfactory results, in terms of percentages of samples correctly classified,  
257 were obtained: PLS-DA (external validation) allowed classification of around 89% and 81% of  
258 “EU” and “Extra-EU” samples, respectively; for ANN (testing set) the percentages were equal  
259 93.2% and 88.8%, respectively.

260 It is important to highlight that these promising results were achieved by analyzing a set of samples  
261 that are representative of the large variety of parameters (olive cultivar, country of origin,  
262 commercial category) that can describe olive oil product and affect its chemical characteristics. The  
263 results obtained herein sustained the use of multivariate chemometrics with untargeted detection of  
264 volatile compounds as a powerful tool to discriminate EVOOs and VOOs of different origin. Other  
265 studies have already reported that the analysis of volatile compounds is suitable for tracing the  
266 geographical origin of VOOs. However, the methodology proposed herein presents some

267 advantages in comparison with other techniques generally applied for this analysis, as it is very  
268 rapid (only 200 sec are needed for each chromatographic run) and easy to use since no sample  
269 treatment is required.

270

## 271 **Funding**

272 This work was supported by the Horizon 2020 European Research project OLEUM “*Advanced*  
273 *solutions for assuring the authenticity and quality of olive oil at a global scale*”, which has received  
274 funding from the European Commission within the Horizon 2020 Programme (2014–2020), grant  
275 agreement no. 635690. The information expressed in this article reflects the authors’ views; the  
276 European Commission is not liable for the information contained herein.

277

## 278 **Acknowledgments**

279 The authors would like to thank the colleagues involved in the OLEUM project, from EUROFINs,  
280 IPTPO, ITERG, UZZK, and ZRS for collection and shipment of the samples.

281

## 282 **Declaration of interest**

283 None.

284

## 285 **References**

286

287 Angerosa, F., Bréas, O., Contento, S., Guillou, C., Reniero, F., & Sada, E. (1999). Application of  
288 stable isotope ratio analysis to the characterization of the geographical origin of olive oils. *Journal*  
289 *of Agricultural and Food Chemistry*, *47*, 1013-1017.

290

291 Bajoub, A., Medina-Rodríguez, S., Ajal, E. A., Cuadros-Rodríguez, L., Monasterio, R. P.,  
292 Vercammen, J., Fernández-Gutiérrez, A., & Carrasco-Pancorbo, A. (2018). A metabolic

293 fingerprinting approach based on selected ion flow tube mass spectrometry (SIFT-MS) and  
294 chemometrics: A reliable tool for Mediterranean origin-labeled olive oils authentication. *Food*  
295 *Research International*, 106, 233-242.

296

297 Bajoub, A., Medina-Rodríguez, S., Hurtado-Fernández, E., Ajal E. A., Ouazzani, N., Fernández-  
298 Gutiérrez, & Carrasco-Pancorbo A. (2016). A first approach towards the development of  
299 geographical origin tracing models for North Moroccan olive oils based on triacylglycerols profiles.  
300 *European Journal of Lipid Science and Technology*, 118, 1223-1235.

301

302 Ben Mohamed, M., Rocchetti, G., Montesano, G., Ben Ali, S., Guasmi, F., Grati-Kamoun, G., &  
303 Lucini, L. (2018). Discrimination of Tunisian and Italian extra-virgin olive oils according to their  
304 phenolic and sterolic fingerprints. *Food Research International*, 106, 920-927.

305

306 Bishop, C. M. (1995). Neural networks for pattern recognition. Oxford, UK: Oxford University  
307 Press.

308

309 Bontempo, L., Paolini, M., Franceschi, P., Ziller, L., García-González, D. L., & Camin, F. (2019).  
310 Characterisation and attempted differentiation of European and extra-European olive oils using  
311 stable isotope ratio analysis. *Food Chemistry*, 276, 782-789.

312

313 Brereton, R. G., & Lloyd, G. R. (2014). Partial least squares discriminant analysis: taking the magic  
314 away. *Journal of Chemometrics*, 28, 213-225.

315

316 Chiocchini, F., Portarena, S., Ciolfi, M., Brugnoli, E., & Lauteri, M. (2016). Isoscapes of carbon  
317 and oxygen stable isotope compositions in tracing authenticity and geographical origin of Italian  
318 extra-virgin olive oils. *Food Chemistry*, 202, 291-301.



319

320 Commission implementing regulation (EU) No 29/2012 of 13 January 2012 on marketing standards  
321 for olive oil. *Official Journal of European Journal, L 12*, 14-21.

322

323 Conte, L., Bendini, A., Valli, E., Lucci, P., Moret, S., Maquet, A., Lacoste, F., Brereton, P., García-  
324 González, D. L., Moreda, W., & Gallina Toschi, T. (2019). Olive oil quality and authenticity: A  
325 review of current EU legislation, standards, relevant methods of analyses, their drawbacks and  
326 recommendations for the future. *Trends in Food Science & Technology*, in press.  
327 doi.org/10.1016/j.tifs.2019.02.025

328

329 Daszykowski, M., Walczak, B., Massart, D. L. (2002). Representative subset selection. *Analytica*  
330 *Chimica Acta*, 468, 91-103.

331

332 Dekhili, S., Sirieix, L., & Cohen, E. (2011). How consumers choose olive oil: the importance of  
333 origin cues. *Food Quality and Preference*, 22, 757-762.

334

335 Del Giudice, T., Cavallo, C., Caracciolo, F., & Cicia, G. (2015). What attributes of extra virgin  
336 olive oil are really important for consumers: a meta-analysis of consumers' stated preferences.  
337 *Agricultural and Food Economics*, 3, article number 20.

338

339 García-González D. L., Luna, G., Morales, M. T., & Aparicio, R. (2009). Stepwise geographical  
340 traceability of virgin olive oils by chemical profiles using artificial neural network models.  
341 *European Journal of Lipid Science and Technology*, 111, 1003-1013.

342

343 Gerhardt, N., Birkenmeier, M., Sanders, D., Rohn, S., & Weller P. (2017). Resolution-optimized  
344 headspace gas chromatography-ion mobility spectrometry (HS-GC-IMS) for non-targeted olive oil  
345 profiling. *Analytical and Bioanalytical Chemistry*, 409, 3933-3942.

346

347 Ghisoni, S., Lucini, L., Angilletta, F., Rocchetti, G., Farinelli, D., Tombesi, S., & Trevisan, M.  
348 (2019). Discrimination of extra-virgin-olive oils from different cultivars and geographical origins  
349 by untargeted metabolomics. *Food Research International*, 121, 746-753.

350

351 Giacalone, R., Giuliano, S., Gulotta, E., Monfreda, M., & Presti, G. (2015). Origin assessment of  
352 EV olive oils by esterified sterols analysis. *Food Chemistry*, 188, 279-285.

353

354 Kosma, I., Vatavali, K., Kontakos, S., Kontominas, M., Kiritsakis, A., & Badeka, A. (2017).  
355 Geographical differentiation of Greek extra virgin olive oil from late- harvested Koroneiki cultivar  
356 fruits. *Journal of the American Oil Chemists' Society*, 94, 1373-1384.

357

358 Lukić, I., Carlin, S., Horvat, I., & Vrhovsek, U. (2019). Combined targeted and untargeted profiling  
359 of volatile aroma compounds with comprehensive two-dimensional gas chromatography for  
360 differentiation of virgin olive oils according to variety and geographical origin. *Food Chemistry*,  
361 270, 403-414.

362

363 Mallamace, D., Vasi, S., Corsaro, C., Naccari, C., Clodoveo, M. L., Dugo, G., & Cicero, N. (2017).  
364 Calorimetric analysis points out the physical-chemistry of organic olive oils and reveals the  
365 geographical origin. *Physica A*, 486, 925-932.

366

367 Melucci, D., Bendini, A., Tesini, F., Barbieri, S., Zappi, A., Vichi, S., Conte, L., & Gallina Toschi,  
368 T. (2016). Rapid direct analysis to discriminate geographic origin of extra virgin olive oils by flash  
369 gas chromatography electronic nose and chemometrics. *Food Chemistry*, 204, 263-273.

370

371 Palagano, R., Bendini, A., Valli, E., Cevoli, C., Gallina Toschi, T. (2019). OLEUM Project.  
372 Analysis of volatile compounds of extra virgin and virgin olive oil with a different geographical  
373 origin by flash gas chromatography. <http://doi.org/10.6092/unibo/amsacta/6243> [Dataset]

374

375 Peršurić, Ž., Saftić, L., Mašek, T., & Kraljević Pavelić, S. (2018). Comparison of triacylglycerol  
376 analysis by MALDI-TOF/MS, fatty acid analysis by GC-MS and non-selective analysis by NIRS in  
377 combination with chemometrics for determination of extra virgin olive oil geographical origin. A  
378 case study. *LWT - Food Science and Technology*, 95, 326-332.

379

380 Quintanilla-Casas, B., Bertin, S., Leik, K., Bustamante, J., Guardiola, F., Valli, E., Bendini, A.,  
381 Gallina Toschi, T., Tres, A., & Vichi, S. (2020). Profiling versus fingerprinting analysis of  
382 sesquiterpene hydrocarbons for the geographical authentication of extra virgin olive oils. *Food*  
383 *Chemistry*, 307, Article number 125556.

384

385 Sayago, A., González-Domínguez, R., Beltrán, R., & Fernández-Recamales, A. (2018).  
386 Combination of complementary data mining methods for geographical characterization of extra  
387 virgin olive oils based on mineral composition. *Food Chemistry*, 261, 42-50.

388

389 Tomasi, G., Van Den Berg, F., & Andersson, C. (2011). Correlation optimized warping and  
390 dynamic time warping as preprocessing methods for chromatographic data. *Journal of*  
391 *Chemometrics*, 18, 231-241.

392

393 Valli, E., Bendini, A., Berardinelli, A., Ragni, L., Riccò, B., Grossi, M., & Gallina Toschi, T.  
394 (2016). Rapid and innovative instrumental approaches for quality and authenticity of olive oils.  
395 *European Journal of Lipid Science and Technology*, 118, 1601-1619.

396

397 Vichi, S., Pizzale, L., & Conte, L. (2007). Stereospecific distribution of fatty acids in  
398 triacylglycerols of olive oils. *European Journal of Lipid Science and Technology*, 109, 72-78.

<b>Origin class</b>	<b>N</b>	<b>Country of origin</b>
EU	116	29 Spain, 25 Italy, 22 Croatia, 16 Greece, 12 Portugal, 12 Slovenia
Extra-EU	70	42 Morocco, 21 Turkey, 6 Tunisia, 1 Chile
Blends	24	12 EU blends, 12 EU/Extra-EU blends

399 **Table 1.** Number of samples for each origin class considered and geographical origin. EU: oils  
400 from EU state members; Extra-EU: oils from countries outside the European Union; Blends: oils  
401 obtained mixing EU oils or EU and Extra-EU oils.

Category	Cross validation	External validation
EU	91.2% (93/102)	88.5% (23/26)
Extra-EU	91.1% (51/56)	80.8% (21/26)

402 **Table 2.** Percentages and number (in parentheses) of correctly classified samples for each category  
403 using the PLS-DA model. EU: oils from a single state member of European Union and oils obtained  
404 by mixing EU oils; Extra-EU: oils from a single country outside the European Union and oils  
405 obtained by mixing EU and Extra-EU oils.

Category	Training (%)	Validation (%)	Testing (%)
EU	98.7 (1.1)	95.4 (3.9)	93.2 (3.2)
Extra-EU	94.4 (7.0)	88.7 (7.8)	88.8 (5.4)

406 **Table 3.** Percentages (mean of 5 training of the model and standard deviation in parentheses) of  
407 samples correctly classified for each category using the ANN model. EU: oils from a single state  
408 member of European Union and oils obtained by mixing EU oils; Extra-EU: oils from a single  
409 country outside the European Union and oils obtained by mixing EU and Extra-EU oils.

**Figure 1.** a) Mean chromatogram obtained averaging the intensity of each variable for all “EU” (blue line) or “Extra-EU” (violet line) samples; b) VIP score for each variable (signal digitalized every 0.01 sec).

**Figure 2.** Graph of the values of the Y variable estimated by the PLS-DA model, in cross and external validations (grey area). Blue squares: EU; violet triangle: Extra-EU.

**Figure 3.** Probability values of belonging to the “EU” category. 1 = probability of 100%; 0 = probability of 0%. Gray area: test set used for external validation of the PLS-DA model. Blue squares: EU; violet triangles: Extra-EU.

**Figure 4.** Error graph of validation (green line) and test (red line) set used for the ANN model.



**Table S1.** Information about country of origin, olive variety and commercial category for all the samples collected and analyzed.

Code	Origin class	Country of origin	Olive variety	Commercial category
1	Blend EU	GRC - ITA	Manaki - Coratina	EVOO <sup>b</sup>
2	Blend EU	GRC - ITA	Manaki - Moraiolo	EVOO <sup>b</sup>
3	Blend EU	GRC - ITA	Manaki - NA	EVOO <sup>b</sup>
4	Blend EU	GRC - ITA - ESP	Manaki - Arbequina - NA	EVOO <sup>b</sup>
5	Blend EU	GRC - ITA - ESP	Manaki - Arbequina - Coratina	EVOO <sup>b</sup>
6	Blend EU	GRC - ITA - ESP	Manaki - Arbequina - Moraiolo	EVOO <sup>b</sup>
7	Blend EU	GRC - ESP	Manaki - Arbequina	EVOO <sup>b</sup>
8	Blend EU	GRC - ESP	Koroneiki - Arbequina - Picual - Cornicabra	EVOO <sup>a</sup>
9	Blend EU	ESP - ITA	Arbequina - NA	EVOO <sup>b</sup>
10	Blend EU	ESP - ITA	Arbequina - Coratina	EVOO <sup>b</sup>
11	Blend EU	ESP - ITA	Arbequina - Moraiolo	EVOO <sup>b</sup>
12	Blend EU	ESP - PRT	Arbequina - Arbosana	EVOO <sup>b</sup>
13	Blend Extra-EU	GRC - TUN	Manaki - Sahli	VOO <sup>b</sup>
14	Blend Extra-EU	ITA - TUN	NA - Sahli	VOO <sup>b</sup>
15	Blend Extra-EU	ITA - TUN	Sahli - Coratina	VOO <sup>b</sup>
16	Blend Extra-EU	ITA - TUN	Sahli - Moraiolo	VOO <sup>b</sup>
17	Blend Extra-EU	ESP - MAR	Picual - Moroccan Picholine	EVOO <sup>b</sup>
18	Blend Extra-EU	ESP - MAR	Picual - Languedoc Picholine	EVOO <sup>b</sup>
19	Blend Extra-EU	ESP - MAR	Picual - Moroccan Picholine - Koroneiki	EVOO <sup>b</sup>
20	Blend Extra-EU	ESP - TUN	Arbequina - Sahli	VOO <sup>b</sup>
21	Blend Extra-EU	ESP - TUN	Picual - Chemlali - Chetoui	EVOO <sup>b</sup>
22	Blend Extra-EU	ESP - TUN	Picual - Chemlali	EVOO <sup>b</sup>
23	Blend Extra-EU	ESP - TUN	Picual - Chemlali	EVOO <sup>b</sup>
24	Blend Extra-EU	ESP - TUN	Picual - Chetoui	EVOO <sup>b</sup>
25	EU	HRV	Picholine	EVOO <sup>a</sup>
26	EU	HRV	Leccio del Corno	EVOO <sup>a</sup>
27	EU	HRV	Istarska Bjelica	EVOO <sup>a</sup>
28	EU	HRV	Rosinjola	EVOO <sup>a</sup>
29	EU	HRV	Leccino - Pendolino	EVOO <sup>a</sup>
30	EU	HRV	Leccino - Pendolino	EVOO <sup>a</sup>
31	EU	HRV	Picholine - Leccio del Corno	EVOO <sup>a</sup>
32	EU	HRV	Istarska Bjelica	EVOO <sup>a</sup>
33	EU	HRV	Oblica	EVOO <sup>a</sup>
34	EU	HRV	Istarska Bjelica - Leccino - Buža	EVOO <sup>a</sup>
35	EU	HRV	Istarska Bjelica - Leccino - Buža	EVOO <sup>a</sup>
36	EU	HRV	Leccino - Pendolino	EVOO <sup>a</sup>

37	EU	HRV	Picholine - Leccio del Corno	EVOO <sup>a</sup>
38	EU	HRV	Ascolana Tenera - Itrana - Frantoio	EVOO <sup>a</sup>
39	EU	HRV	Buža Puntoža - Rosinjola - Bova	EVOO <sup>a</sup>
40	EU	HRV	Istarska Bjelica	EVOO <sup>a</sup>
41	EU	HRV	Ascolana Tenera - Itrana - Frantoio	EVOO <sup>a</sup>
42	EU	HRV	Buža Puntoža	EVOO <sup>a</sup>
43	EU	HRV	Buža Puntoža	EVOO <sup>a</sup>
44	EU	HRV	Picholine	EVOO <sup>a</sup>
45	EU	HRV	Plominka - Simjaca	EVOO <sup>a</sup>
46	EU	HRV	Oblica	EVOO <sup>a</sup>
47	EU	GRC	Koroneiki	VOO <sup>a</sup>
48	EU	GRC	Koroneiki	EVOO <sup>a</sup>
49	EU	GRC	Koroneiki	EVOO <sup>b</sup>
50	EU	GRC	Manaki	EVOO <sup>b</sup>
51	EU	GRC	Koroneiki	EVOO <sup>b</sup>
52	EU	GRC	Koroneiki	EVOO <sup>b</sup>
53	EU	GRC	Manaki	EVOO <sup>a</sup>
54	EU	GRC	Koroneiki	EVOO <sup>a</sup>
55	EU	GRC	Koroneiki	EVOO <sup>a</sup>
56	EU	GRC	NA	VOO <sup>a</sup>
57	EU	GRC	Koroneiki	EVOO <sup>a</sup>
58	EU	GRC	Koroneiki	EVOO <sup>a</sup>
59	EU	GRC	Koroneiki	EVOO <sup>b</sup>
60	EU	GRC	Koroneiki	EVOO <sup>a</sup>
61	EU	GRC	Koroneiki	EVOO <sup>a</sup>
62	EU	GRC	NA	EVOO <sup>a</sup>
63	EU	ITA	Coratina	EVOO <sup>a</sup>
64	EU	ITA	Coratina	VOO <sup>a</sup>
65	EU	ITA	Frantoio	EVOO <sup>a</sup>
66	EU	ITA	Castiglione	VOO <sup>a</sup>
67	EU	ITA	Leccino - Frantoio - Pendolino	EVOO <sup>a</sup>
68	EU	ITA	Leccino - Frantoio - Pendolino	VOO <sup>a</sup>
69	EU	ITA	Arbequina	EVOO <sup>a</sup>
70	EU	ITA	Coratina - Ogliarola	EVOO <sup>a</sup>
71	EU	ITA	Nocellara del Belice	EVOO <sup>a</sup>
72	EU	ITA	Biancolilla	EVOO <sup>a</sup>
73	EU	ITA	Nocellara del Belice	EVOO <sup>a</sup>
74	EU	ITA	Leccino - Frantoio - Moraiolo	EVOO <sup>a</sup>
75	EU	ITA	Coratina	EVOO <sup>a</sup>
76	EU	ITA	Coratina	VOO <sup>a</sup>
77	EU	ITA	Nostrana di Brisighella	EVOO <sup>a</sup>
78	EU	ITA	Leccino - Frantoio - Moraiolo	EVOO <sup>a</sup>

79	EU	ITA	Nostrana di Brisighella	EVOO <sup>a</sup>
80	EU	ITA	NA	EVOO <sup>a</sup>
81	EU	ITA	Coratina	EVOO <sup>a</sup>
82	EU	ITA	Moraiolo	EVOO <sup>a</sup>
83	EU	ITA	Carolea	EVOO <sup>a</sup>
84	EU	ITA	Dritta - Leccino	EVOO <sup>a</sup>
85	EU	ITA	Frantoio	EVOO <sup>a</sup>
86	EU	ITA	Peranzana	EVOO <sup>a</sup>
87	EU	ITA	Peranzana	EVOO <sup>a</sup>
88	EU	PRT	Arbequina - Koroneiki	EVOO <sup>b</sup>
89	EU	PRT	Arbosana	EVOO <sup>b</sup>
90	EU	PRT	Arbosana	EVOO <sup>b</sup>
91	EU	PRT	Arbosana	EVOO <sup>b</sup>
92	EU	PRT	Koroneiki	EVOO <sup>b</sup>
93	EU	PRT	Arbequina	EVOO <sup>b</sup>
94	EU	PRT	Arbequina	EVOO <sup>b</sup>
95	EU	PRT	Arbequina	EVOO <sup>b</sup>
96	EU	PRT	Sikitita	EVOO <sup>b</sup>
97	EU	PRT	Arbosana	EVOO <sup>b</sup>
98	EU	PRT	NA	EVOO <sup>b</sup>
99	EU	PRT	NA	EVOO <sup>b</sup>
100	EU	SVN	Istarska Bjelica - Leccino - Others	EVOO <sup>a</sup>
101	EU	SVN	Istarska Bjelica - Leccino - Others	EVOO <sup>a</sup>
102	EU	SVN	Istarska Bjelica - Leccino - Others	EVOO <sup>a</sup>
103	EU	SVN	Istarska Bjelica - Leccino - Others	EVOO <sup>a</sup>
104	EU	SVN	Istarska Bjelica - Leccino - Others	EVOO <sup>a</sup>
105	EU	SVN	Istarska Bjelica - Leccino - Maurino	EVOO <sup>a</sup>
106	EU	SVN	Istarska Bjelica - Leccino - Maurino	EVOO <sup>a</sup>
107	EU	SVN	Istarska Bjelica	EVOO <sup>a</sup>
108	EU	SVN	Istarska Bjelica - Leccino - Others	EVOO <sup>a</sup>
109	EU	SVN	Istarska Bjelica	EVOO <sup>a</sup>
110	EU	SVN	Istarska Bjelica - Leccino - Others	EVOO <sup>a</sup>
111	EU	SVN	Istarska Bjelica - Leccino - Others	EVOO <sup>a</sup>
112	EU	ESP	NA	EVOO <sup>a</sup>
113	EU	ESP	NA	VOO <sup>a</sup>
114	EU	ESP	NA	VOO <sup>a</sup>
115	EU	ESP	NA	VOO <sup>a</sup>
116	EU	ESP	NA	EVOO <sup>a</sup>
117	EU	ESP	NA	VOO <sup>a</sup>
118	EU	ESP	NA	EVOO <sup>a</sup>
119	EU	ESP	NA	VOO <sup>a</sup>
120	EU	ESP	NA	VOO <sup>a</sup>

121	EU	ESP	NA	EVOO <sup>a</sup>
122	EU	ESP	Hojiblanca	EVOO <sup>a</sup>
123	EU	ESP	Arbequina	EVOO <sup>a</sup>
124	EU	ESP	Picual	EVOO <sup>a</sup>
125	EU	ESP	Arbequina - Hojiblanca	EVOO <sup>a</sup>
126	EU	ESP	Arbequina - Hojiblanca	VOO <sup>a</sup>
127	EU	ESP	Manzanilla	EVOO <sup>a</sup>
128	EU	ESP	Manzanilla	EVOO <sup>a</sup>
129	EU	ESP	Arbequina	EVOO <sup>a</sup>
130	EU	ESP	Hojiblanca	EVOO <sup>a</sup>
131	EU	ESP	Koroneiki	EVOO <sup>b</sup>
132	EU	ESP	Hojiblanca	EVOO <sup>b</sup>
133	EU	ESP	Manzanilla - Hojiblanca - Picual	EVOO <sup>a</sup>
134	EU	ESP	NA	EVOO <sup>a</sup>
135	EU	ESP	NA	VOO <sup>a</sup>
136	EU	ESP	Hojiblanca	EVOO <sup>a</sup>
137	EU	ESP	Hojiblanca	EVOO <sup>a</sup>
138	EU	ESP	Picual	VOO <sup>a</sup>
139	EU	ESP	NA	EVOO <sup>a</sup>
140	EU	ESP	Arbequina	EVOO <sup>a</sup>
141	Extra-EU	CHL	NA	EVOO <sup>a</sup>
142	Extra-EU	MAR	Arbequina	EVOO <sup>a</sup>
143	Extra-EU	MAR	Arbequina	EVOO <sup>b</sup>
144	Extra-EU	MAR	Koroneiki	EVOO <sup>b</sup>
145	Extra-EU	MAR	Arbosana	EVOO <sup>b</sup>
146	Extra-EU	MAR	Arbequina	EVOO <sup>b</sup>
147	Extra-EU	MAR	Arbequina	EVOO <sup>b</sup>
148	Extra-EU	MAR	Moroccan Picholine	EVOO <sup>b</sup>
149	Extra-EU	MAR	Arbosana	EVOO <sup>b</sup>
150	Extra-EU	MAR	Koroneiki	EVOO <sup>b</sup>
151	Extra-EU	MAR	Moroccan Picholine	EVOO <sup>b</sup>
152	Extra-EU	MAR	Arbequina	EVOO <sup>b</sup>
153	Extra-EU	MAR	Arbosana	EVOO <sup>b</sup>
154	Extra-EU	MAR	Koroneiki	EVOO <sup>b</sup>
155	Extra-EU	MAR	Moroccan Picholine - Hojiblanca	EVOO <sup>b</sup>
156	Extra-EU	MAR	Moroccan Picholine	EVOO <sup>b</sup>
157	Extra-EU	MAR	Moroccan Picholine	EVOO <sup>b</sup>
158	Extra-EU	MAR	Moroccan Picholine	EVOO <sup>b</sup>
159	Extra-EU	MAR	Moroccan Picholine	EVOO <sup>b</sup>
160	Extra-EU	MAR	Moroccan Picholine	EVOO <sup>b</sup>
161	Extra-EU	MAR	Moroccan Picholine	EVOO <sup>b</sup>
162	Extra-EU	MAR	Moroccan Picholine	EVOO <sup>b</sup>

163	Extra-EU	MAR	Moroccan Picholine	EVOO <sup>b</sup>
164	Extra-EU	MAR	Moroccan Picholine	EVOO <sup>b</sup>
165	Extra-EU	MAR	Arbequina	EVOO <sup>b</sup>
166	Extra-EU	MAR	Moroccan Picholine	EVOO <sup>b</sup>
167	Extra-EU	MAR	Moroccan Picholine	EVOO <sup>b</sup>
168	Extra-EU	MAR	Moroccan Picholine	EVOO <sup>b</sup>
169	Extra-EU	MAR	Picholine - Arbosana	EVOO <sup>b</sup>
170	Extra-EU	MAR	Moroccan Picholine	EVOO <sup>b</sup>
171	Extra-EU	MAR	Moroccan Picholine	EVOO <sup>b</sup>
172	Extra-EU	MAR	Arbequina - Koroneiki	EVOO <sup>b</sup>
173	Extra-EU	MAR	Moroccan Picholine	EVOO <sup>b</sup>
174	Extra-EU	MAR	Moroccan Picholine - Koroneiki	EVOO <sup>b</sup>
175	Extra-EU	MAR	Moroccan Picholine	EVOO <sup>b</sup>
176	Extra-EU	MAR	Arbequina	EVOO <sup>b</sup>
177	Extra-EU	MAR	Moroccan Picholine	EVOO <sup>b</sup>
178	Extra-EU	MAR	Arbequina - Koroneiki	VOO <sup>b</sup>
179	Extra-EU	MAR	Arbequina	EVOO <sup>b</sup>
180	Extra-EU	MAR	Moroccan Picholine - Arbequina	EVOO <sup>b</sup>
181	Extra-EU	MAR	Moroccan Picholine	VOO <sup>b</sup>
182	Extra-EU	MAR	Moroccan Picholine	EVOO <sup>b</sup>
183	Extra-EU	MAR	Arbequina	VOO <sup>b</sup>
184	Extra-EU	TUN	Chetoui - Chemlali	VOO <sup>a</sup>
185	Extra-EU	TUN	Sahli	VOO <sup>a</sup>
186	Extra-EU	TUN	Sahli - Chemlali	EVOO <sup>b</sup>
187	Extra-EU	TUN	Chemlali	EVOO <sup>b</sup>
188	Extra-EU	TUN	Chemlali	EVOO <sup>b</sup>
189	Extra-EU	TUN	Chetoui	EVOO <sup>b</sup>
190	Extra-EU	TUR	Ayvalik - Domat	EVOO <sup>a</sup>
191	Extra-EU	TUR	Memecik - Gemlik	EVOO <sup>a</sup>
192	Extra-EU	TUR	Memecik	EVOO <sup>a</sup>
193	Extra-EU	TUR	Ayvalik	VOO <sup>a</sup>
194	Extra-EU	TUR	Ayvalik	VOO <sup>a</sup>
195	Extra-EU	TUR	Ayvalik	EVOO <sup>a</sup>
196	Extra-EU	TUR	Ayvalik	VOO <sup>a</sup>
197	Extra-EU	TUR	Domat	EVOO <sup>a</sup>
198	Extra-EU	TUR	Memecik	EVOO <sup>a</sup>
199	Extra-EU	TUR	Karamani - Hasebi	VOO <sup>a</sup>
200	Extra-EU	TUR	Memecik	EVOO <sup>a</sup>
201	Extra-EU	TUR	Gemlik - Memecik	VOO <sup>a</sup>
202	Extra-EU	TUR	Memecik	EVOO <sup>a</sup>
203	Extra-EU	TUR	Gemlik	EVOO <sup>a</sup>
204	Extra-EU	TUR	Memecik	VOO <sup>a</sup>

205	Extra-EU	TUR	Memecik	EVOO <sup>a</sup>
206	Extra-EU	TUR	Saurani - Halhali - Karamani	VOO <sup>a</sup>
207	Extra-EU	TUR	Edremit - Domat - Gemlik	VOO <sup>a</sup>
208	Extra-EU	TUR	Memecik	VOO <sup>a</sup>
209	Extra-EU	TUR	Ayvalik - Edremit	VOO <sup>a</sup>
210	Extra-EU	TUR	NA	EVOO <sup>a</sup>

NA: information not available; EVOO: extra virgin olive oil; VOO: virgin olive oil.

EU: oils from state members of European Union; Extra-EU: oils from countries outside European Union; Blends: oils obtained mixing EU oils or EU and Extra-EU oils.

CHL: Chile; ESP: Spain; GRC: Greece; HRV: Croatia; ITA: Italy; MAR: Morocco; PRT: Portugal; SVN: Slovenia; TUN: Tunisia; TUR: Turkey.

<sup>a</sup> Commercial category defined by Panel Test realized in the framework of the OLEUM project.

<sup>b</sup> Commercial category declared by the company that provided the sample.

Figure 1  
[Click here to download high resolution image](#)

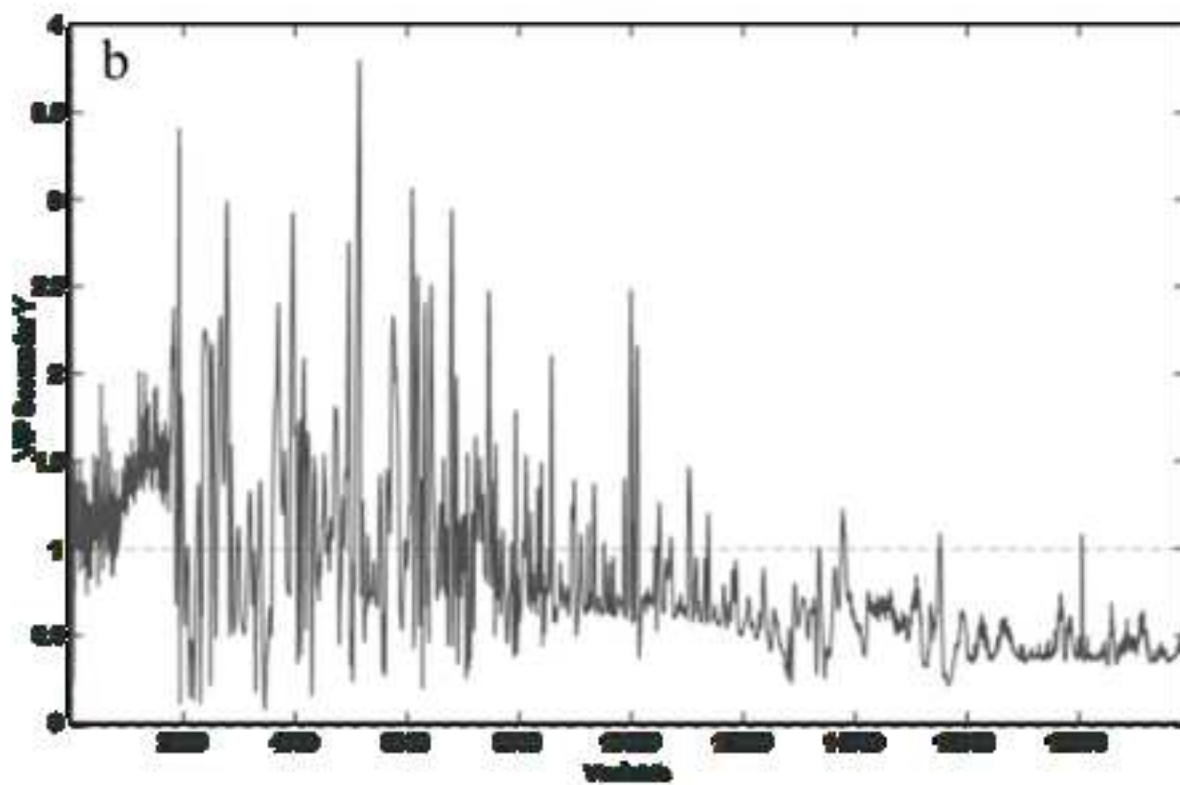
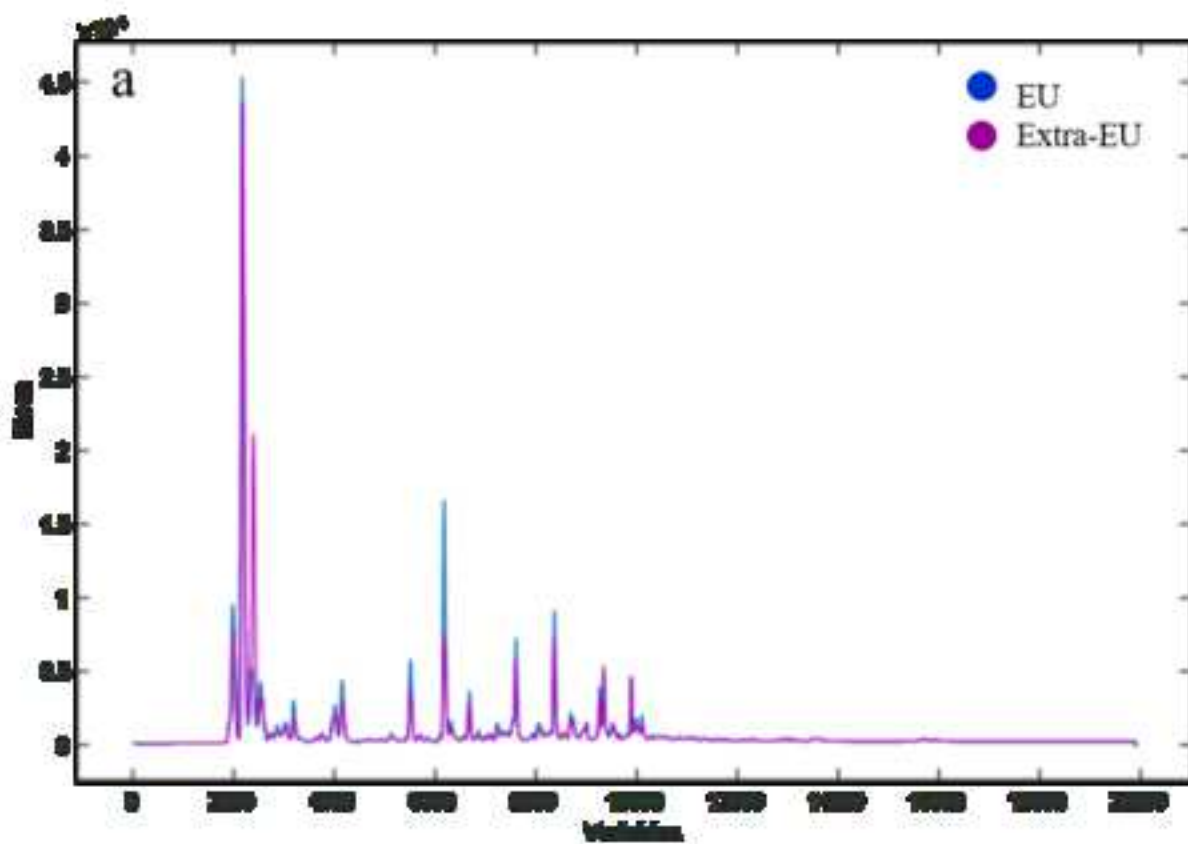


Figure 2  
[Click here to download high resolution image](#)

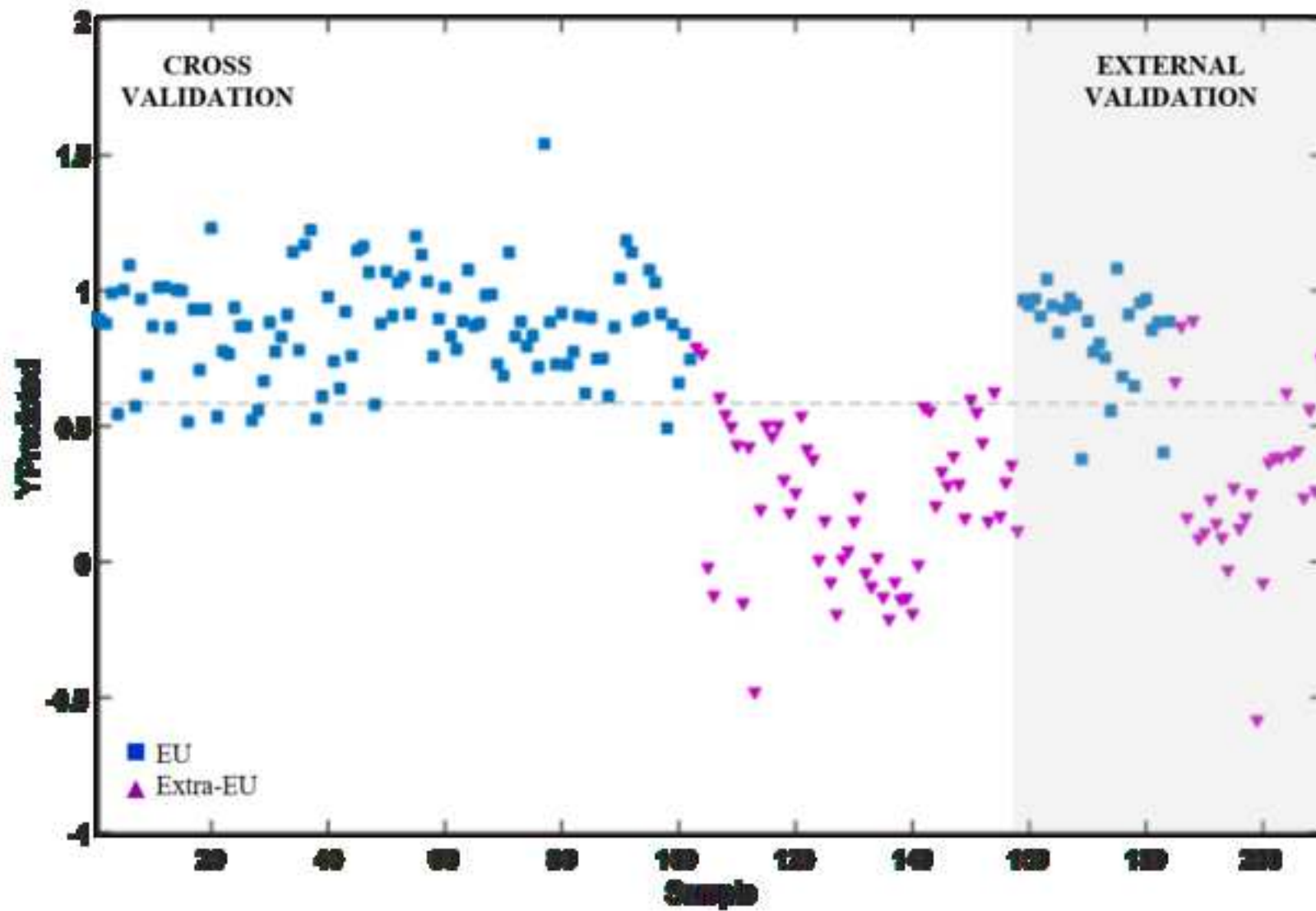




Figure 3  
[Click here to download high resolution image](#)

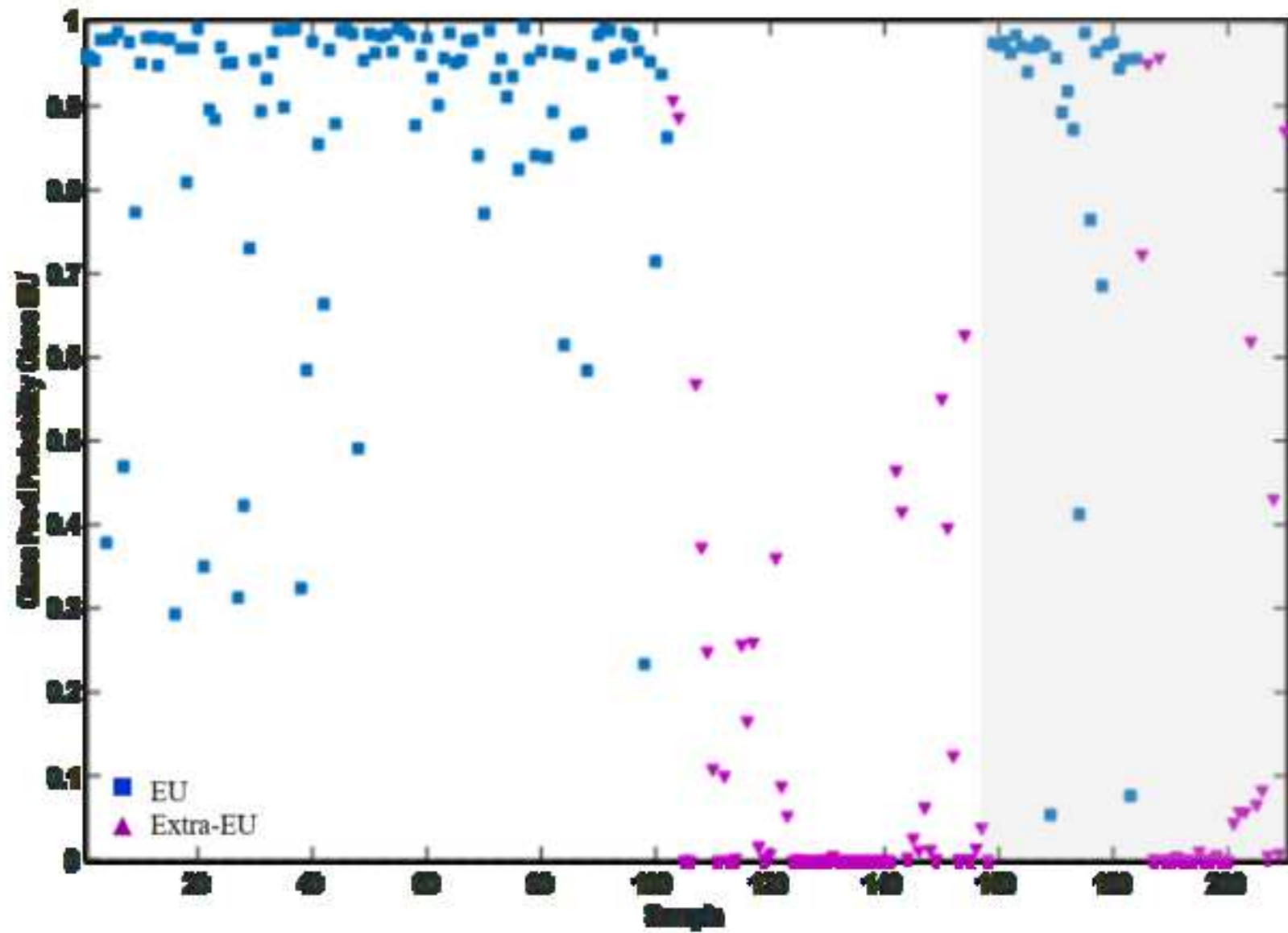
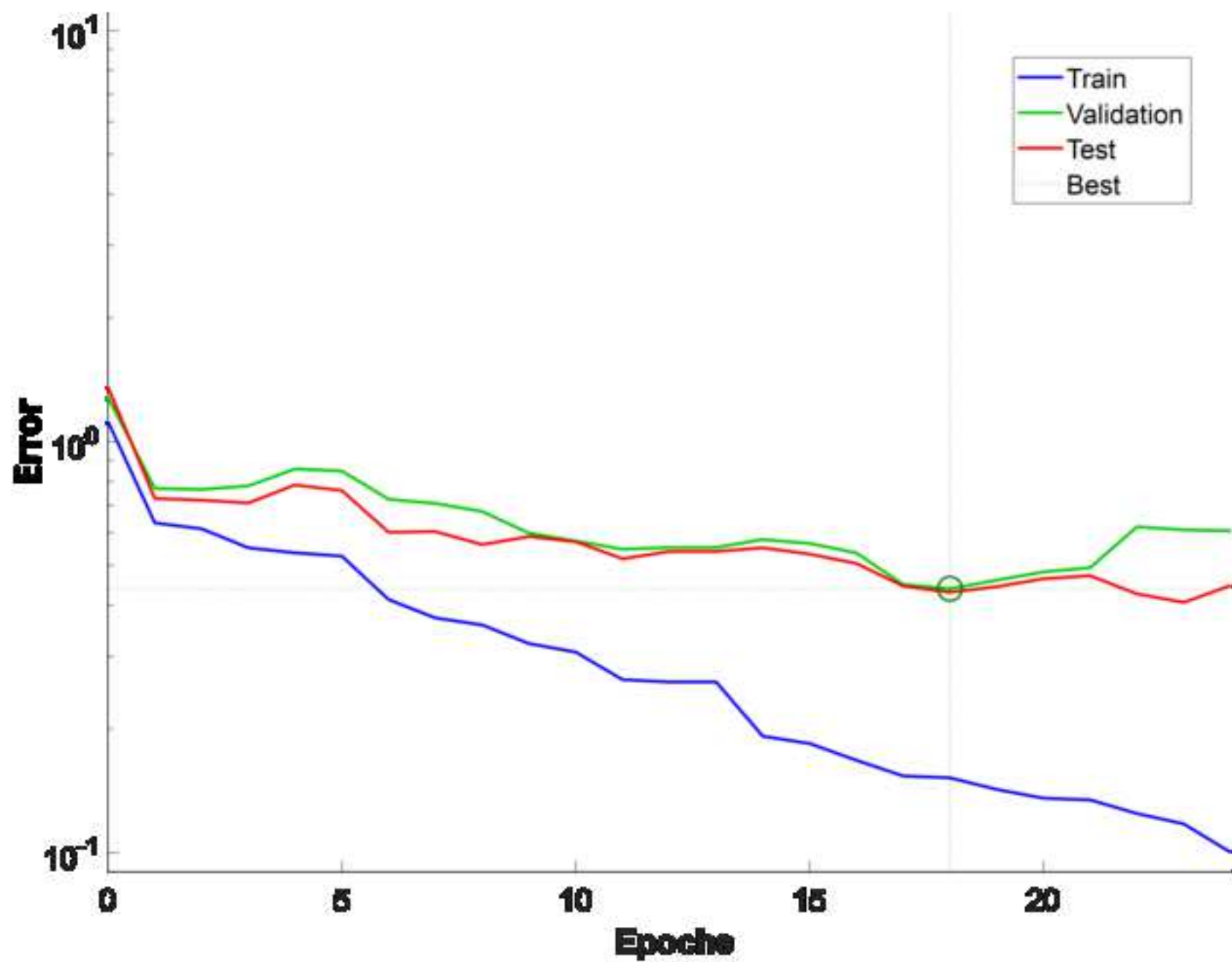


Figure 4  
[Click here to download high resolution image](#)



**Conflict of Interest and Authorship Conformation Form**

Please check the following as appropriate:

- All authors have participated in (a) conception and design, or analysis and interpretation of the data; (b) drafting the article or revising it critically for important intellectual content; and (c) approval of the final version.
- This manuscript has not been submitted to, nor is under review at, another journal or other publishing venue.
- The authors have no affiliation with any organization with a direct or indirect financial interest in the subject matter discussed in the manuscript