

Supplementary Materials

Improved Adhesion of Nafion™-Coated Separator to Water-Processable $\text{LiNi}_{0.5}\text{Mn}_{1.5}\text{O}_4$ Electrodes

Laura Malavolta ¹, Antonio Terella ^{1,2}, Francesca De Giorgio ^{1,3} and Catia Arbizzani ^{1,*}

¹ Alma Mater Studiorum—University of Bologna, Department of Chemistry “Giacomo Ciamician”, via F. Selmi 2, 40126 Bologna, Italy; laura.malavolta@mail.polimi.it (L.M.); antonioterella@hotmail.it (A.T.); francesca.degiorgio6@unibo.it (F.D.G.)

² IMAS Aeromeccanica s.r.l., Via Piemonte, 43-45, 40064 Ozzano (BO), Italy

³ Manz Italy Srl, Via S. Lorenzo, 19, 40037 Sasso Marconi (BO), Italy

* Correspondence: catia.arbizzani@unibo.it; Tel.: +39-0512099798

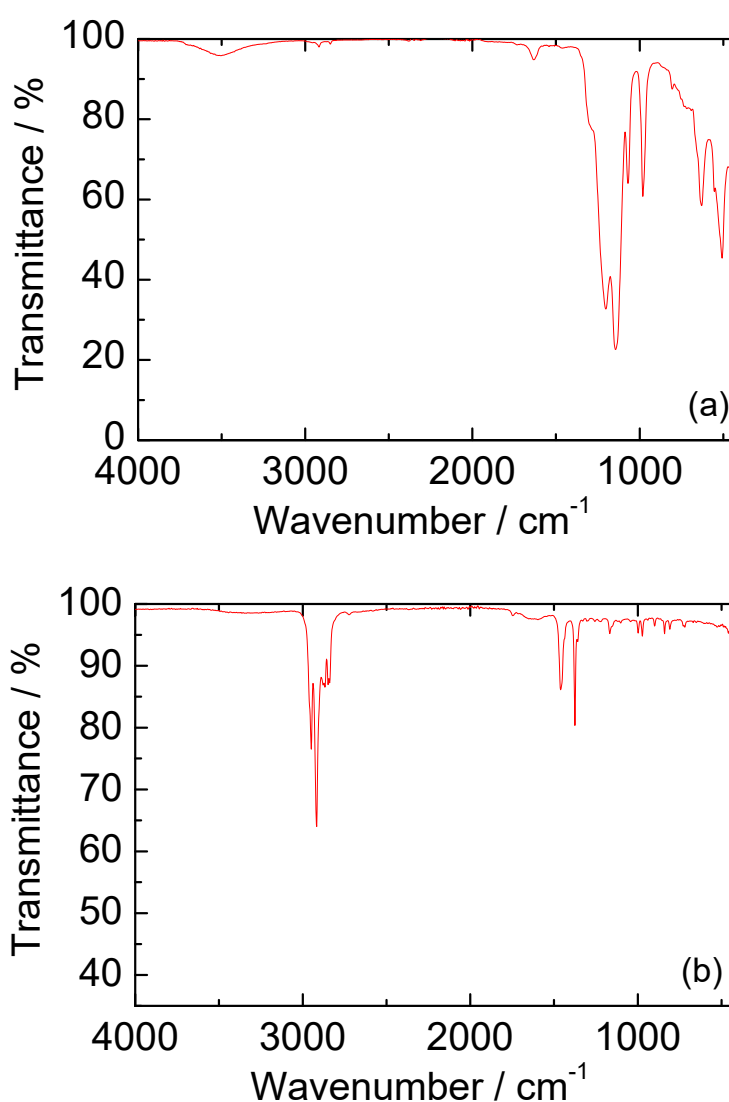


Figure S1. FTIR-ATR spectra of (a) CN05 Nafion-coated separator and of (b) Celgard® PP2075 separator.

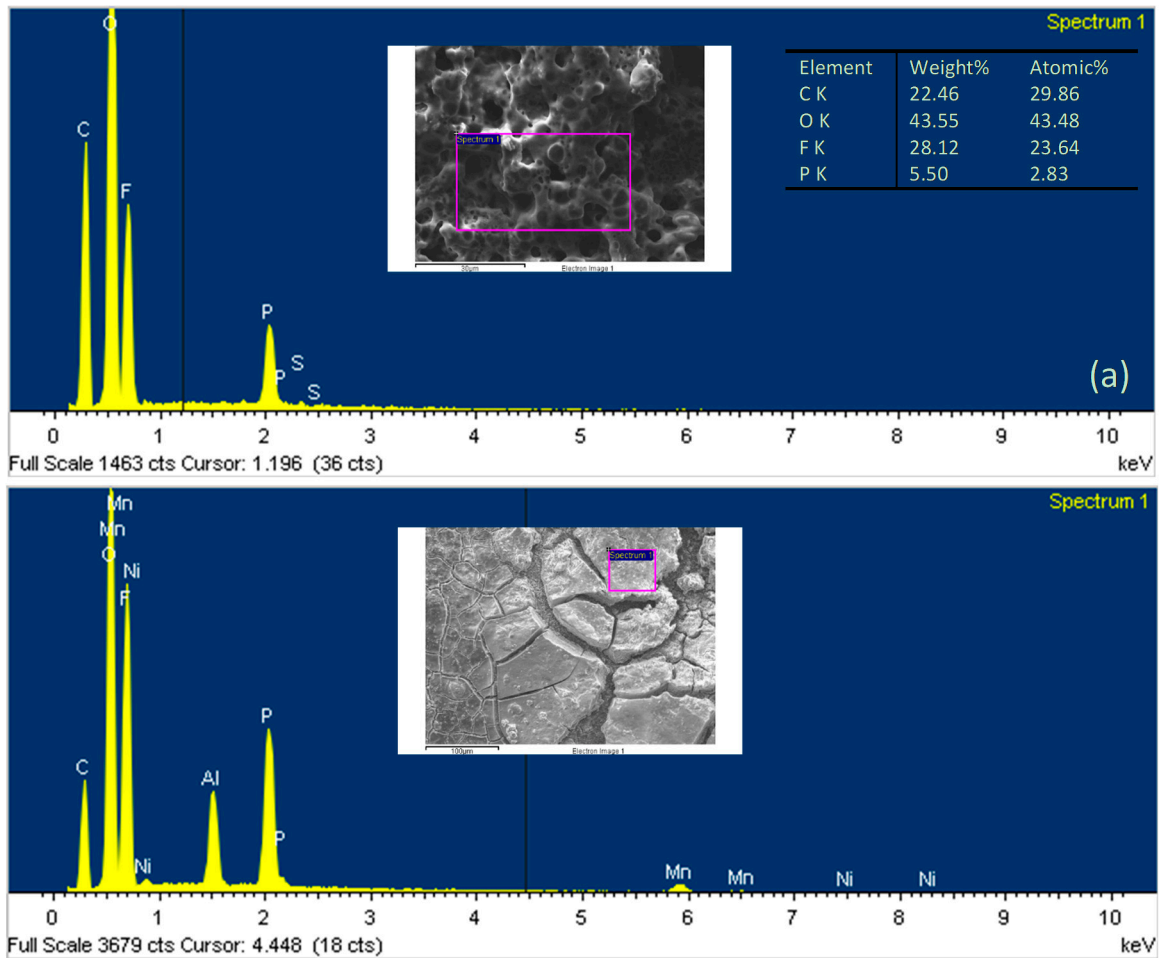


Figure S2. EDS spectra of the separator surface toward Li anode (see Figure 8c and 8d): (a) CN01 and (b) CN01p.

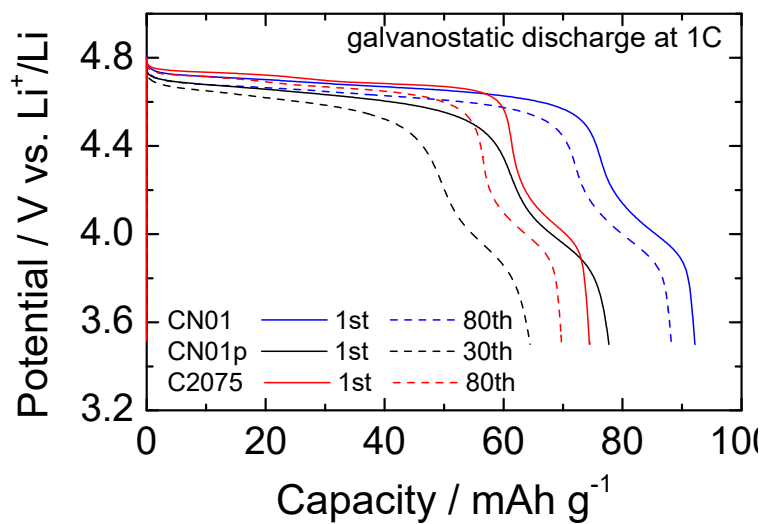


Figure S3. First and last discharge curves at 1C of the CN01, C2075 and CN01p cells (see Figure 7c).

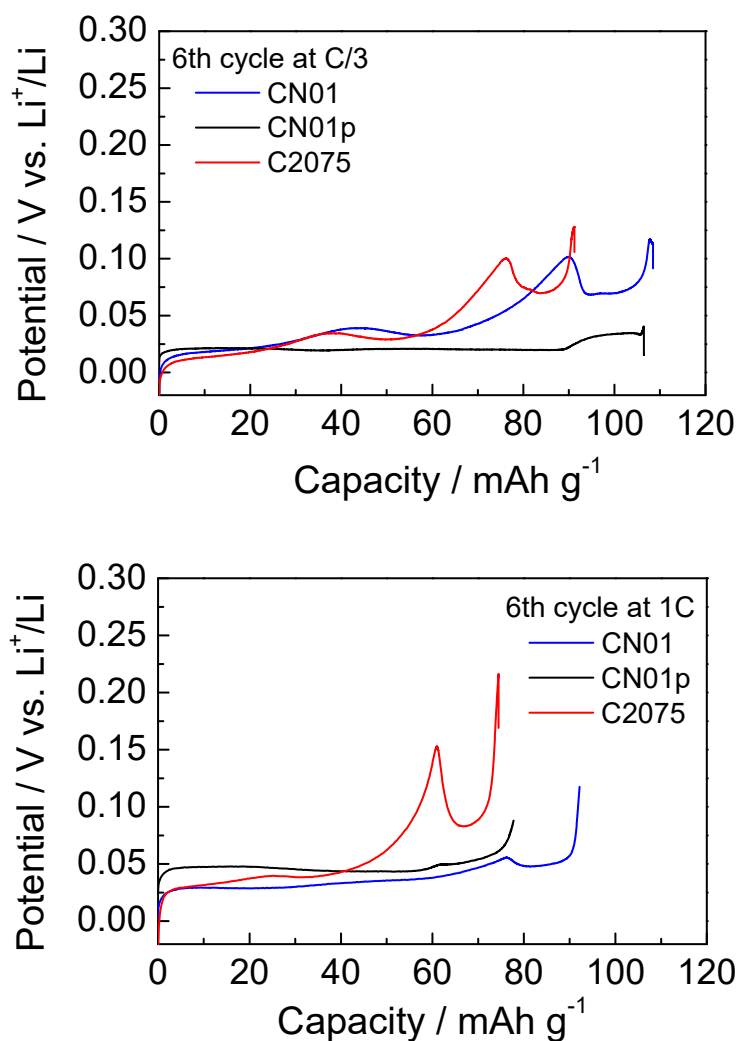


Figure S4. Voltage profile of the Li anode oxidation process occurring during the discharge of LNMO in CN01, C2075 and CN01p cells and shown in Figure 7c and 7d: (a) C/3 (6th cycle), (b) 1C (6th cycle).



© 2020 by the authors. Submitted for possible open access publication under the terms and conditions of the Creative Commons Attribution (CC BY) license (<http://creativecommons.org/licenses/by/4.0/>).