

Supplementary Materials

Extracellular Nanovesicles Secreted by Human Osteosarcoma Cells Promote Angiogenesis

Francesca Perut, Laura Roncuzzi, Nicoletta Zini, Annamaria Massa and Nicola Baldini

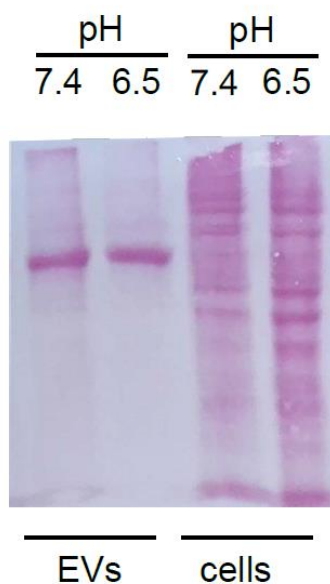
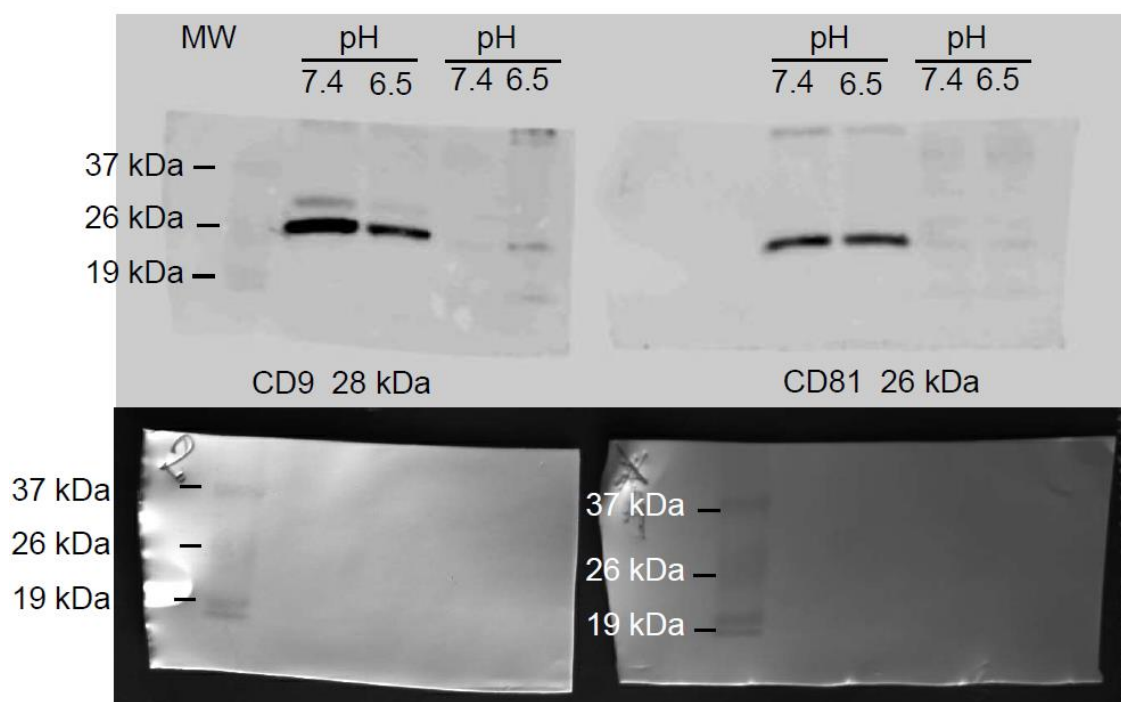
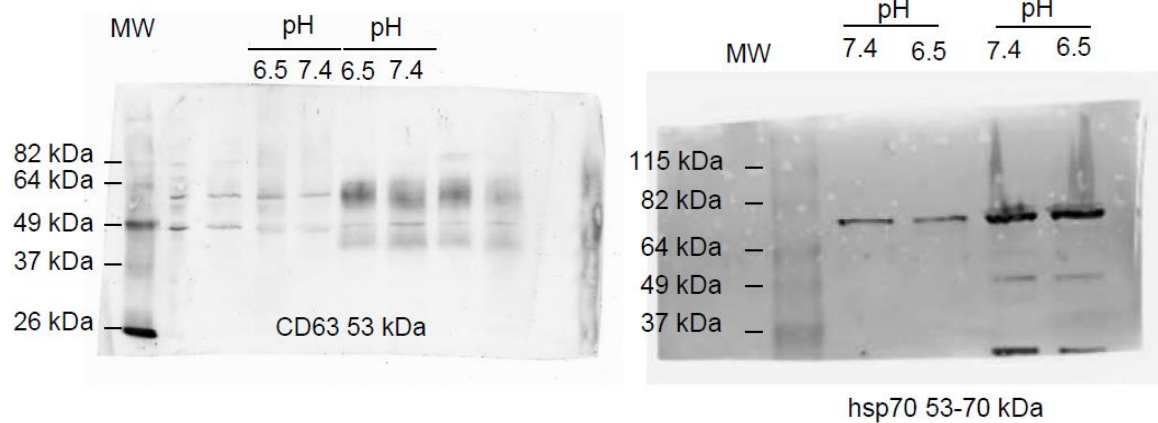


Figure S1. Ponceau S stained nitrocellulose membrane.

Supplementary Materials for Whole blot related to Figure 1 (panel b).

Osteosarcoma (OS)-derived extracellular nanovesicles (Evs) characterization.





© 2019 by the authors. Licensee MDPI, Basel, Switzerland. This article is an open access article distributed under the terms and conditions of the Creative Commons Attribution (CC BY) license (<http://creativecommons.org/licenses/by/4.0/>).