



# Search for supersymmetric partners of electrons and muons in proton–proton collisions at $\sqrt{s} = 13$ TeV

The CMS Collaboration\*

CERN, Switzerland



## ARTICLE INFO

### Article history:

Received 13 June 2018

Received in revised form 15 December 2018

Accepted 7 January 2019

Available online 16 January 2019

Editor: M. Doser

### Keywords:

CMS

Physics

SUSY

## ABSTRACT

A search for direct production of the supersymmetric (SUSY) partners of electrons or muons is presented in final states with two opposite-charge, same-flavour leptons (electrons and muons), no jets, and large missing transverse momentum. The data sample corresponds to an integrated luminosity of  $35.9 \text{ fb}^{-1}$  of proton–proton collisions at  $\sqrt{s} = 13$  TeV, collected with the CMS detector at the LHC in 2016. The search uses the  $M_{T2}$  variable, which generalises the transverse mass for systems with two invisible objects and provides a discrimination against standard model backgrounds containing W bosons. The observed yields are consistent with the expectations from the standard model. The search is interpreted in the context of simplified SUSY models and probes slepton masses up to approximately 290, 400, and 450 GeV, assuming right-handed only, left-handed only, and both right- and left-handed sleptons (mass degenerate selectrons and smuons), and a massless lightest supersymmetric particle. Limits are also set on selectrons and smuons separately. These limits show an improvement on the existing limits of approximately 150 GeV.

© 2019 The Author(s). Published by Elsevier B.V. This is an open access article under the CC BY license (<http://creativecommons.org/licenses/by/4.0/>). Funded by SCOAP<sup>3</sup>.

## 1. Introduction

The standard model (SM) of particle physics provides a description of the fundamental particles and their interactions, and its predictions have been confirmed experimentally with increasing precision over the last several decades. Supersymmetry (SUSY) [1–8], one of the most promising extensions of the SM, addresses several open questions for which the SM has no answer, such as the hierarchy problem and the origin of dark matter. The theory postulates a new fundamental symmetry that assigns to each SM particle a SUSY partner whose spin differs by one half, causing the SUSY partner of an SM fermion (boson) to be a boson (fermion). In addition to stabilising the Higgs boson (H) mass via cancellations between quantum loop corrections including the top quark and its superpartner, SUSY provides a natural dark matter candidate, if *R*-parity [9] is conserved, in the form of the lightest SUSY particle (LSP), which is assumed to be massive and stable.

SUSY particles (sparticles) that are coloured, the squarks and gluinos, are produced via the strong interaction with significantly larger cross sections than colourless sparticles of equal masses, at the Large Hadron Collider (LHC). However, if the squarks and gluinos are too heavy to be produced at the LHC, the direct production of colourless sparticles, such as the electroweak superpartners

(charginos ( $\tilde{\chi}_1^\pm$ ), neutralinos ( $\tilde{\chi}_2^0$ ), and sleptons ( $\tilde{\ell}$ )), would be the dominant observable SUSY process.

Supersymmetric models predict charged sleptons ( $\tilde{e}_L, \tilde{\mu}_L, \tilde{\tau}_L, \tilde{e}_R, \tilde{\mu}_R, \tilde{\tau}_R$ ), the superpartners of the charged left-handed and right-handed SM leptons, which can be produced at proton–proton (pp) colliders in direct electroweak pair production. At sufficiently heavy slepton masses, the sleptons undergo a two-body decay into one of the heavier neutralinos or a chargino, while direct decays to a neutralino LSP are favoured for light slepton masses. This Letter presents a search for directly produced selectrons and smuons ( $\tilde{e}_L, \tilde{\mu}_L, \tilde{e}_R, \tilde{\mu}_R$ ), under the assumption of direct decays  $\tilde{\ell} \rightarrow \ell \tilde{\chi}_1^0$  with 100% branching ratio, as sketched in Fig. 1. The final state contains little or no hadronic activity and provides a clean signature composed of two opposite-charge (OC), same-flavour (SF) leptons

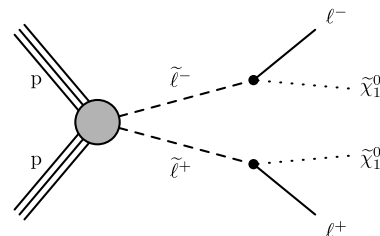


Fig. 1. Diagram of slepton pair production with direct decays into leptons and the lightest neutralino.

\* E-mail address: [cms-publication-committee-chair@cern.ch](mailto:cms-publication-committee-chair@cern.ch).

(dielectron or dimuon pairs) and large missing transverse momentum ( $p_T^{\text{miss}}$ ) from the two LSPs that escape detection.

The main SM backgrounds resulting in two OC SF leptons and no reconstructed jets are  $pp \rightarrow t\bar{t}$  (if both jets from the top decays are out of acceptance) and  $pp \rightarrow WW \rightarrow 2\ell 2\nu$ , both of which involve W bosons that decay into an electron or a muon with equal probability, resulting in the same number of dielectron and dimuon events as electron-muon events (different flavour, DF). This flavour symmetry is used in the analysis to predict the number of background SF leptons based on the number of DF leptons in the signal region (SR) in data, after correcting for differences in trigger and lepton reconstruction efficiencies. The Drell–Yan (DY) process would also be a main background in the analysis, but is greatly suppressed by the SR requirements. The  $pp \rightarrow ZZ \rightarrow 2\ell 2\nu$  and  $pp \rightarrow WZ \rightarrow 3\ell\nu$  processes can also result in two OC SF leptons. These contributions are taken from Monte Carlo (MC) simulation after comparing data and simulation predictions in control regions (CR).

The data set of proton–proton collisions used for this search was collected in 2016 with the CMS detector at a centre-of-mass energy of  $\sqrt{s} = 13\text{TeV}$ , and corresponds to an integrated luminosity of  $35.9\text{fb}^{-1}$ . Interpretations of the search results are given in terms of simplified SUSY model spectra [10,11]. Searches for SUSY in these final states were performed previously by the ATLAS [12] and CMS [13] Collaborations at  $\sqrt{s} = 8\text{TeV}$ , by the ATLAS [14] Collaboration at  $\sqrt{s} = 13\text{TeV}$ , and a complementary search targeting scenarios where the mass difference between the LSP and the slepton is small has been performed by the ATLAS Collaboration [15] at  $\sqrt{s} = 13\text{TeV}$ .

## 2. The CMS detector

The central feature of the CMS apparatus is a superconducting solenoid, 13 m in length and 6 m in diameter, that provides an axial magnetic field of 3.8 T. Within the solenoid volume are various particle detection systems. Charged-particle trajectories are measured by silicon pixel and strip trackers, covering  $0 < \phi \leq 2\pi$  in azimuth and  $|\eta| < 2.5$ , where the pseudorapidity  $\eta$  is defined as  $-\log[\tan(\theta/2)]$ , with  $\theta$  being the polar angle of the trajectory of the particle with respect to the counterclockwise-beam direction. A lead tungstate crystal electromagnetic calorimeter (ECAL), and a brass and scintillator hadron calorimeter surround the tracking volume. The calorimeters provide energy and direction measurements of electrons and hadronic jets. Muons are detected in gaseous detectors embedded in the steel flux-return yoke outside the solenoid. The detector is nearly hermetic, allowing for transverse momentum ( $p_T$ ) balance measurements, in the plane perpendicular to the beam direction. A two-tier trigger system selects events of interest for physics analysis. A more detailed description of the CMS detector, together with a definition of the coordinate system used and the relevant kinematic variables, can be found in Ref. [16].

## 3. Event samples

The search is based on samples of dielectron and dimuon events. As mentioned in Section 1, DF events are used to predict the contribution of background SF events in the SR. The SF and DF samples are collected with a variety of isolated and non-isolated dilepton triggers. Triggers that include loose isolation criteria on both leptons require  $p_T > 23\text{GeV}$  (electron) or  $17\text{GeV}$  (muon) on the highest  $p_T$  lepton. The other lepton is then required to have  $p_T > 12\text{GeV}$  (electrons) or  $8\text{GeV}$  (muons). In addition, dilepton triggers without isolation requirements are used to increase the signal efficiency. These require  $p_T > 33$  (30) GeV for both leptons in

the dielectron (electron-muon) case. The dimuon trigger requires either  $p_T > 27$  (8) GeV for the highest (next-to-highest)  $p_T$  muon during early data taking periods, with an increase of the thresholds to  $p_T > 30$  (11) GeV for the highest (next-to-highest)  $p_T$  muon during remaining data taking periods. The data collected with these triggers are used for the data-driven background prediction as well as to collect the events in the SR with a higher leading lepton  $p_T$  requirement of 50 GeV. The lepton pseudorapidity coverage for the triggers is  $|\eta| < 2.5$  (2.4) for electrons (muons). The trigger efficiencies are measured in data using events selected by a suite of jet triggers and are found to be 90–96%.

The main SM backgrounds are estimated using data control samples, while simulated events are used to predict backgrounds from diboson (ZZ and WZ) production. Simulated events are also used extensively in the analysis to estimate systematic uncertainties. Next-to-leading order (NLO) and next-to-NLO (NNLO) cross sections [17–28] are used to normalise the simulated background samples. For the signal samples we use NLO plus next-to-leading-logarithmic (NLL) calculations for left- or right-handed sleptons, with all the other sparticles except the LSP assumed to be heavy and decoupled [29–31].

The  $gg \rightarrow ZZ$  process is generated at LO with mCFM 7.0 [32], and all other diboson production processes [33,34], and  $t\bar{t}$  [35] and the production of single top quark associated with a W boson [36], are generated at NLO with no additional partons with POWHEG v2. Simulated samples of DY processes are generated with MADGRAPH5\_AMC@NLO 2.3.3 program [17] to leading order precision with up to four additional partons in the matrix element calculation. Simulated VVV and  $t\bar{t}V$  ( $V = W, Z$ ) events are simulated with the same generator but at NLO precision. The NNPDF3.0 [37] LO (NLO) parton distribution functions (PDFs) are used for the samples generated at LO (NLO). The matrix element calculations performed with these generators are interfaced with PYTHIA [38], including the CUETP8M1 tune [39,40] for the simulation of parton showering and hadronisation. Double counting of partons generated with MADGRAPH5\_AMC@NLO and PYTHIA is removed using the MLM [41] and FxFx [42] matching schemes in the LO and NLO samples, respectively. The detector response is simulated with a GEANT4 model [43] of the CMS detector. The simulation of new-physics signals is performed using the MADGRAPH5\_AMC@NLO 2.2.2 program at LO precision, with up to two additional partons in the matrix element calculation. Events are then interfaced with PYTHIA for fragmentation and hadronisation and simulated using the CMS fast simulation package [44]. The slepton decays are also simulated with PYTHIA. Multiple pp interactions, also known as pileup, are superimposed on the hard collision, and the simulated samples are reweighted in such a way that the number of collisions per bunch crossing accurately reflects the distribution observed in data. Corrections are applied to the simulated samples to account for differences between simulation and data in the trigger and reconstruction efficiencies.

## 4. Object selection

The particle-flow (PF) algorithm [45] reconstructs and identifies particle candidates in the event, referred to as PF objects. To select collision events we require at least one reconstructed vertex, and the one with the largest value of summed physics object  $p_T^2$  is taken to be the primary pp interaction vertex. The physics objects used for the primary vertex selection are the objects returned by a jet finding algorithm [46,47] applied to all charged tracks associated with the vertex, plus the corresponding associated  $p_T^{\text{miss}}$ . Its vector  $\vec{p}_T^{\text{miss}}$  is defined as the projection onto the plane perpendicular to the beam axis of the negative vector sum of the momenta of all reconstructed PF objects in the event, and its magnitude is

$p_T^{\text{miss}}$ . Electrons are reconstructed by associating tracks with ECAL clusters. They are identified using a multivariate approach based on information on ECAL cluster shapes, track reconstruction quality, and the matching between the track and the ECAL cluster [48]. Electrons coming from reconstructed photon conversions are rejected. Muons are reconstructed from tracks in the muon system associated with tracks in the tracker. The identification uses the quality of the track fit and the number of associated hits in the tracking detectors [49]. For both electrons and muons, the impact parameter with respect to the primary vertex is required to be within 0.5 mm in the transverse plane and less than 1 mm along the beam direction. A lepton isolation variable is defined as the scalar  $p_T$  sum of all PF objects in a cone around the lepton, excluding identified electrons or muons. The effect of additional pp interactions in the same or nearby bunch crossings (pileup) can be mitigated by only considering charged PF objects that are compatible with the primary vertex and the per-event average expected pileup contribution is subtracted from the neutral component of the isolation. The isolation sum is required to be smaller than 10 (20)% of the electron (muon)  $p_T$ . A shrinking cone-size with increasing  $p_T$  is chosen that ensures high efficiency for leptons from Lorentz-boosted boson decays [50]. This varying cone size is chosen as the following  $\Delta R = \sqrt{(\Delta\phi)^2 + (\Delta\eta)^2} = 0.2$  for  $p_T < 50$  GeV,  $= 10 \text{ GeV}/p_T$  for  $50 < p_T < 200$  GeV, and 0.05 for  $p_T > 200$  GeV.

Isolated charged particle tracks identified by the PF algorithm are selected with a looser criteria than the leptons defined above, and are used as a veto on the presence of additional charged leptons from vector boson decays. Isolation is evaluated by summing the  $p_T$  of all charged PF objects within a cone of  $\Delta R = 0.3$  and with the longitudinal impact parameter  $|\Delta z| < 1$  mm relative to the primary vertex. PF objects identified as charged hadrons (electrons or muons) are required to have  $p_T > 10$  (5) GeV and an isolation value less than 10 (20)% of the object  $p_T$ .

Jets are clustered from PF objects, excluding charged hadrons not associated with the primary vertex that are assumed to be the result of pileup interactions, using the anti- $k_T$  clustering algorithm [46] with a distance parameter of 0.4 as implemented in the FASTJET package [47,51]. Jets are required to have  $|\eta| < 2.4$  and  $p_T > 25$  GeV, where the  $p_T$  is corrected for non-uniform detector response and pileup effects [52,53]. Jets reconstructed within  $\Delta R < 0.4$  of any of the selected leptons are removed from the event. Corrections to the jet energy are propagated to  $p_T^{\text{miss}}$  using the procedure developed in Ref. [52]. At least two jets of  $p_T$  above 35 GeV are selected for CRs of this analysis, and events are vetoed that contain jets with  $p_T$  above 25 GeV in the SR.

Events are selected for the SR by requiring two OC SF leptons ( $e^\pm e^\mp$  or  $\mu^\pm \mu^\mp$ ) with  $p_T > 50$  (20) GeV for the highest (next-to-highest)  $p_T$  lepton and  $|\eta| < 2.4$  for both leptons. For the background prediction methods a sample of lepton pairs is selected, with a  $p_T$  threshold of 25 (20) GeV for the leading (subleading) lepton. The highest minimum  $p_T$  value is chosen because it efficiently suppresses backgrounds while maintaining signal acceptance efficiency. Events with additional leptons, identified with the looser requirement that the isolation sum should be less than 40% of the lepton  $p_T$ , are vetoed. Leptons must be spatially separated by  $\Delta R > 0.1$  to avoid reconstruction efficiency differences between electrons and muons in events with collinear leptons. All events containing leptons in the transition region between the barrel and endcap of the ECAL,  $1.4 < |\eta| < 1.6$ , are rejected to ensure similar acceptance for electrons and muons. The same lepton selection criteria are used for a control sample of OC DF pairs,  $e^\pm \mu^\mp$ . The selection requirements have been chosen in order to maximise the lepton selection efficiency while maintaining a similarity between electron and muon efficiencies.

## 5. Search strategy

The slepton SRs are designed to suppress expected backgrounds from SM processes, while maintaining sensitivity to different assumptions on the masses of the  $\tilde{\ell}$  and  $\tilde{\chi}_1^0$ . To suppress backgrounds due to low-mass resonances and Z boson production, the dilepton invariant mass is required to be above 20 GeV, and to be either below 76 or above 106 GeV. Little or no hadronic activity is expected in the direct production of sleptons at pp colliders when assuming a 100% branching ratio for  $\tilde{\ell} \rightarrow \ell \tilde{\chi}_1^0$ . As a result, events are rejected if they contain jets with  $p_T$  above 25 GeV. Furthermore, events with two leptons and an additional isolated and charged PF candidate passing the selections described in Section 4 are vetoed in order to reduce the background from events with more than two isolated leptons.

The kinematic variable  $M_{T2}$  [54,55] is used to reduce backgrounds from  $t\bar{t}$  and WW processes. This variable was first introduced to measure the mass of pair-produced particles, each decaying to the same final state, consisting of a visible and an invisible particle. It is defined as:

$$M_{T2} = \min_{\vec{p}_T^{\text{miss}(1)} + \vec{p}_T^{\text{miss}(2)} = \vec{p}_T^{\text{miss}}} \left[ \max \left( M_T^{(1)}, M_T^{(2)} \right) \right], \quad (1)$$

where  $\vec{p}_T^{\text{miss}(i)}$  ( $i = 1, 2$ ) are trial vectors obtained by decomposing  $\vec{p}_T^{\text{miss}}$ . The transverse masses  $M_T^{(i)} = \sqrt{2p_T^{\text{vis}} p_T^{\text{miss}(i)} [1 - \cos(\Delta\phi)]}$  are obtained by pairing either of these trial vectors with one of the two leptons.

The  $\Delta\phi$  is the angle between the  $p_T$  of the lepton (noted as  $p_T^{\text{vis}}$ ) and  $\vec{p}_T^{\text{miss}(i)}$ . The minimisation is performed over all trial momenta satisfying the  $\vec{p}_T^{\text{miss}}$  constraint. When building  $M_{T2}$  from the two selected leptons and  $\vec{p}_T^{\text{miss}}$ , denoted as  $M_{T2}(\ell\ell)$ , its distribution exhibits a sharp decrease above the mass of the W boson for  $t\bar{t}$  and WW events and is therefore well suited to suppress these backgrounds. For this reason a requirement of  $M_{T2}(\ell\ell) > 90$  GeV is imposed in this search.

The SR is divided into four bins of  $p_T^{\text{miss}}$ : 100–150, 150–225, 225–300, and  $\geq 300$  GeV. The selection results in a signal selection efficiency that ranges from 20 to 30% assuming a massless LSP. The simplified models do not assume that smuon and selectron masses should be the same, so the results are presented for dielectron and dimuon pairs separately. Since the search for combined SF dilepton pairs (i.e. dielectrons + dimuons) is able to employ additional background estimation techniques which lower the overall background uncertainty, the corresponding results are also quoted separately.

## 6. Standard model background predictions

The backgrounds from the SM processes are divided into four categories. Flavour-symmetric (FS) background processes are those processes that result in DF pairs ( $e^\pm \mu^\mp$ ) as often as SF pairs ( $\mu^\pm \mu^\mp$ ,  $e^\pm e^\mp$ ). The dominant contributions to this category are due to top quark pair production and WW production, but also processes such as  $Z \rightarrow \tau^\pm \tau^\mp$  are estimated with this method.

Diboson production, ZZ and WZ, can yield OC SF leptons, and this contribution is estimated from simulation. The ZZ process can result in a final state with two leptons originating from one Z boson decay and two neutrinos from the other Z boson decay. The WZ process can give rise to a final state with three leptons and  $p_T^{\text{miss}}$ , which can satisfy the signal selection criteria if one of the leptons fails the identification or acceptance requirements.

The contribution from DY ( $Z \rightarrow e^\pm e^\mp$  and  $Z \rightarrow \mu^\pm \mu^\mp$ ) is small in the SR due to the large  $p_T^{\text{miss}}$  requirement. The contribution is

estimated using simulated events after relaxing the Z boson veto and a transfer factor  $r_{\text{out/in}}$  that gives the contribution of DY events outside of the Z boson mass window of 76–106 GeV. Furthermore, leptons from  $Z \rightarrow \tau^\pm \tau^\mp$  decays are vetoed, as this background is FS. The transfer factor  $r_{\text{out/in}}$  is measured in a DY enriched CR as the ratio of events outside of the Z boson mass over the events compatible with the Z boson mass. From simulation studies a systematic uncertainty of 50% is found to cover any dependencies of the transfer factor  $r_{\text{out/in}}$  on the  $p_T^{\text{miss}}$  and the  $M_{T2}$ , and is assigned to the method.

Finally, a very minor background, referred to in the following as Rare backgrounds, originates from triboson production, or processes resulting in non-FS leptons, such as  $t\bar{t}Z$ ,  $tZq$  and  $tWZ$ . The simulation is also used to estimate this contribution, with a conservative systematic uncertainty of 50% assigned in place of QCD scale and PDF variations.

### 6.1. Flavour-symmetric backgrounds

This paper presents limits on the direct production of sleptons, selectrons and smuons in the SF, dielectron and dimuon final states. For the results in the dielectron and dimuon final states, the SM dielectron ( $N_{e^+e^-}$ ) and dimuon ( $N_{\mu^+\mu^-}$ ) backgrounds are obtained using event counts in the DF sample ( $N_{DF}$ ) multiplied by a translation factor  $R_{ee/DF}$  and  $R_{\mu\mu/DF}$  respectively, according to

$$N_{e^+e^-} = R_{ee/DF} \times N_{DF}, \quad N_{\mu^+\mu^-} = R_{\mu\mu/DF} \times N_{DF}. \quad (2)$$

For the results in the SF final state, prediction of SF backgrounds ( $N_{SF}$ ) is similarly obtained using event counts in the DF sample ( $N_{DF}$ ), multiplied by a translation factor,  $R_{SF/DF}$ , according to

$$N_{SF} = R_{SF/DF} \times N_{DF}. \quad (3)$$

The translation factors  $R_{ee/DF}$  and  $R_{\mu\mu/DF}$  are estimated through a measurement of the rate of dielectron and dimuon events to DF events in a dedicated CR. The translation factor  $R_{SF/DF}$  is measured, similarly to the  $R_{ee/DF}$  and  $R_{\mu\mu/DF}$ , as the rate of SF events to DF events in a dedicated CR. Another method to estimate the SF yields is measuring the difference for electrons and muons in reconstruction, identification and trigger efficiencies. As the second method uses information of both electrons and muons, it cannot be used for the estimation of the  $R_{ee/DF}$  and  $R_{\mu\mu/DF}$ . However, it is combined with the results from the initial measurement of  $R_{SF/DF}$  using the weighted average according to their uncertainties as described in Ref. [56], and results in a reduction in the systematic uncertainty that comes from the combination of the two methods. The first method estimates directly the translation factors  $R_{ee/DF}$ ,  $R_{\mu\mu/DF}$  and  $R_{SF/DF}$  in a data CR enriched in  $t\bar{t}$  events, requiring exactly two jets,  $100 < p_T^{\text{miss}} < 150$  GeV, and excluding the dilepton invariant mass range  $70 < m_{\ell\ell} < 110$  GeV to reduce contributions from DY production. The  $R_{SF/DF}$ ,  $R_{ee/DF}$  and  $R_{\mu\mu/DF}$  are computed using the observed yield of the SF, dielectron and dimuon events compared to the observed yield of DF events,  $R_{SF/DF} = N_{SF}/N_{DF}$ ,  $R_{ee/DF} = N_{e^+e^-}/N_{DF}$  and  $R_{\mu\mu/DF} = N_{\mu^+\mu^-}/N_{DF}$  respectively. Data and simulation agree within 2% in this region. A 4% systematic uncertainty on the translation factor is assigned from simulation studies, as the maximal magnitude of the systematic needed to cover discrepancies in the translation factor as a function of some SR variables. The main SF backgrounds estimated with the method described above are  $t\bar{t}$  and WW. Simulation studies show that the WW is the dominating FS process at high  $p_T^{\text{miss}}$  and that there is no dependence on the  $R_{SF/DF}$ ,  $R_{ee/DF}$  and  $R_{\mu\mu/DF}$  factors arising from the different processes.

The second method utilises a factorised approach. The ratio of muon to electron reconstruction and identification efficiencies,

$r_{\mu/e}$ , is measured in a CR enriched in DY events by requiring at least two jets,  $p_T^{\text{miss}} < 50$  GeV, and  $60 < m_{\ell\ell} < 120$  GeV. Assuming factorisation for the efficiencies of the two leptons, the ratio of efficiencies for muons and electrons is measured as  $r_{\mu/e} = \sqrt{N_{\mu^+\mu^-}/N_{e^+e^-}}$ . This ratio depends on the lepton  $p_T$  due to the trigger and reconstruction efficiency differences, especially at low lepton  $p_T$ , and a parametrisation as a function of the  $p_T$  of the less energetic lepton is used:

$$r_{\mu/e} = r_{\mu/e,c} + \frac{\alpha}{p_T}. \quad (4)$$

Here  $r_{\mu/e,c}$  and  $\alpha$  are constants that are determined from a fit to data and cross-checked using simulation. These fit parameters are determined to be  $r_{\mu/e,c} = 1.140 \pm 0.005$  and  $\alpha = 5.20 \pm 0.16$  GeV. In addition to the fit uncertainty, a 10% systematic uncertainty is assigned to account for variations observed when studying the dependence of  $r_{\mu/e}$  on  $p_T^{\text{miss}}$  and on the  $p_T$  of the more energetic lepton.

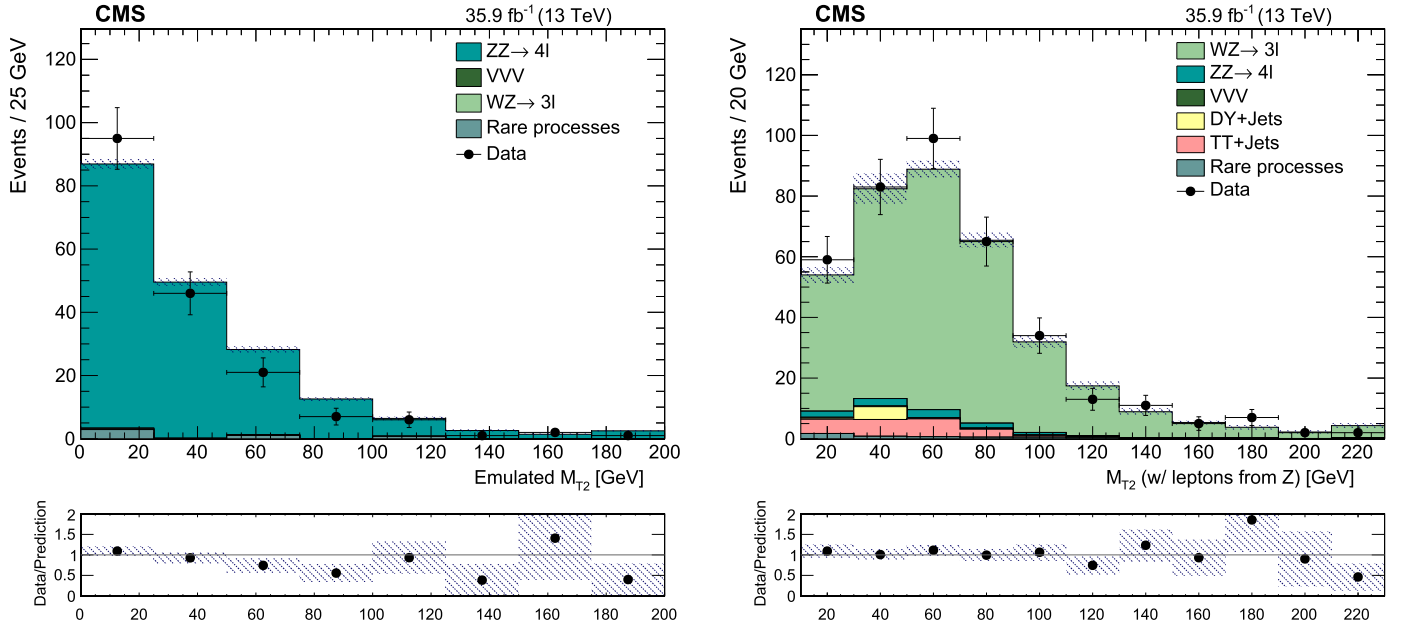
The trigger efficiencies for the three flavour combinations are used to define the factor  $R_T = \sqrt{\epsilon_{\mu^\pm\mu^\mp}^T \epsilon_{e^\pm e^\mp}^T / \epsilon_{e^\pm\mu^\mp}^T}$ , which takes into account the difference between SF and DF channels.

The efficiencies,  $\epsilon_{\mu^\pm\mu^\mp}^T$ ,  $\epsilon_{e^\pm e^\mp}^T$  and  $\epsilon_{e^\pm\mu^\mp}^T$ , are calculated as the fraction of events in a control sample recorded with non-leptonic triggers that would also pass the dimuon, dielectron and electron-muon trigger selection, respectively. The efficiencies are measured to range between 90–96% depending on the flavour composition of the dilepton trigger, and a systematic uncertainty of 3% is assigned to each trigger efficiency, which is the maximal deviation between the efficiencies in data and MC. This results in the final value of  $R_T = 1.052 \pm 0.043$ , where the uncertainty is due to the error propagation of the uncertainties on the individual efficiencies to  $R_T$ .

The factorised approach measures  $R_{SF/DF}$  according to  $R_{SF/DF} = 0.5(r_{\mu/e} + r_{\mu/e}^{-1})R_T$  where the factor of 0.5 is due to the assumption that the number of produced DF events is twice the number of produced events in each SF sample (ee and  $\mu\mu$ ). The summation of the  $r_{\mu/e}$  with its inverse leads to a reduction in the associated uncertainty. As the parameterisation of  $r_{\mu/e}$  in the factorised approach has to be applied on an event-by-event basis, no constant result for  $R_{SF/DF}$  can be given. However, the  $R_{SF/DF}$  from the first method can be compared to the results from the second method by estimating the  $R_{SF/DF}$  through dividing the number of predicted SF events by the observed DF events in each SR. Both factors range from 1.08 to 1.1 over all SRs and since the predictions from the two methods agree well they are combined using a weighted average.

### 6.2. Diboson backgrounds

Although a Z boson veto is applied, the ZZ process can still enter the SR through an off-shell Z boson. This contribution is estimated from simulated events, validated in a data CR with four identified leptons. The selections for the CR and SR are exclusive, and the physics process in the CR (ZZ where both Z bosons decay to charged leptons) has similar kinematics as the process it is designed to validate. In order for the CR to accurately reflect the kinematics in the SR, the same jet veto as in the SR is applied in the CR. In addition, for the CR the Z boson candidate with the invariant mass best (next best) compatible with the Z boson mass is required to have  $76 < m_{\ell\ell} < 106$  GeV ( $50 < m_{\ell\ell} < 130$  GeV). A generator-level  $p_T$  dependent NNLO/NLO K factor of 1.1–1.3, taking into account missing electroweak corrections [57–59], is applied to the  $q\bar{q} \rightarrow ZZ$  process cross-sections. The smaller contribution from the  $gg \rightarrow ZZ$  process is normalised to the NLO calculation [21]. After subtracting contributions to the CR from other



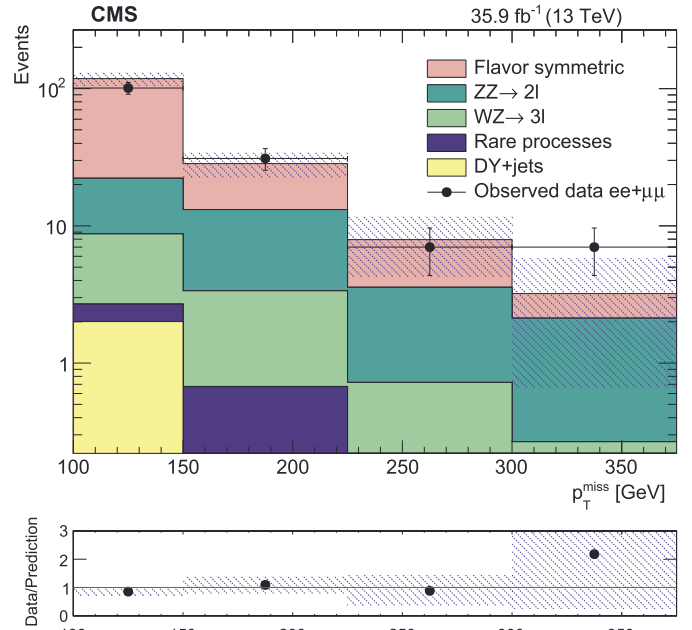
**Fig. 2.** Upper: Distribution of  $M_{T2}$  for the ZZ (left) and WZ (right) CRs, in simulation (coloured histograms) and with the corresponding event counts observed in data (black points). Lower: Ratio of data to simulation, with the filled band representing the statistical uncertainty on the data and the simulations.

processes, as determined by simulation, a simulation-to-data scale factor of  $0.94 \pm 0.07$  is obtained. This scale factor is used to correct the ZZ background prediction from simulation in the SR, where one Z boson decays to charged leptons, and the other Z boson decays to neutrinos. A systematic uncertainty of 7% results from the limited number of events in the CR. The distribution of  $M_{T2}$  in the ZZ CR is shown in Fig. 2, where the  $p_T$  of the two leptons most compatible with the Z boson is added to the  $p_T^{\text{miss}}$  and the other two leptons are used to form the  $M_{T2}$ , and show a good agreement between data and simulation.

A difference in the  $p_T^{\text{miss}}$  and  $M_{T2}(\ell\ell)$  distributions is observed after applying the  $q\bar{q} \rightarrow ZZ$  NNLO/NLO K factor as a function of different generator level kinematic variables. An uncertainty is then assigned to the method based on the difference in the  $p_T^{\text{miss}}$  shape for MC events in the SR before and after the application of the K factor. Additional systematic uncertainties are considered in the background prediction, originating from the jet energy scale, the variation of the renormalisation and factorisation scales, the PDF choice, and the uncertainties in the lepton reconstruction and isolation efficiencies, and in the trigger modelling.

The WZ process result in SF events when one of the three leptons is not reconstructed (lost). The two detected leptons are of the SF when the lepton from W decay is lost, but they can be either SF or DF, with equal probability, when the lost lepton is from the Z boson decay. In the first case the background contribution is estimated from simulation, whereas in the second case it is covered by the data-driven FS prediction method.

Just as for the ZZ background, the prediction from simulation is validated in a CR enriched in WZ events. We select events with three leptons, the same jet veto as applied in the SR and a requirement of  $p_T^{\text{miss}} > 70$  GeV. The invariant mass of the two SF leptons must be within  $76 < m_{\ell\ell} < 106$  GeV. To increase the purity of the WZ, events are required to have  $M_T > 50$  GeV, where  $M_T$  is calculated from  $p_T^{\text{miss}}$  and the lepton from the W boson. The distribution of  $M_{T2}$  in the WZ CR is shown in Fig. 2, where the  $M_{T2}$  is constructed with the two leptons compatible with the Z boson and show a good agreement between data and simulation. After subtracting contributions from other processes, a simulation-to-data scale factor of 1.06 with a systematic uncertainty of 6%



**Fig. 3.** Upper: Distribution of  $p_T^{\text{miss}}$  for the resulting SM background yields estimated in the analysis SR (coloured histograms) with the corresponding event counts observed in data (black points), selecting only SF events. Lower: Ratio of data to SM prediction, with the filled band representing the statistical uncertainty on the data and the estimated backgrounds and the systematic uncertainty on the estimated backgrounds.

resulting from the limited number of events in the CR is obtained and applied to the prediction from simulation in the SR. An additional uncertainty of 5% is added (in quadrature) to cover possible differences in the identification and isolation efficiencies between data and simulation in the third lepton low  $p_T$  region. Finally, uncertainties due to the jet energy scale, the lepton efficiencies, the trigger modelling, the PDF choice, and the renormalisation and factorisation scales are taken into account when computing the expected WZ yields in the SR.

**Table 1**

The predicted SM background contributions, their sum and the observed number of SF events in data. The yields expected for several signal scenarios are provided as a reference. The uncertainties associated with the background yields stem from statistical and systematic sources. The last bin is inclusive above 300 GeV.

$p_T^{\text{miss}}$ [GeV]	100–150	150–225	225–300	$\geq 300$
FS bkg.	$96^{+13}_{-12}$	$15.3^{+5.6}_{-4.5}$	$4.4^{+3.6}_{-2.3}$	$1.1^{+2.5}_{-1.0}$
ZZ	$13.5 \pm 1.5$	$9.78 \pm 1.19$	$2.84 \pm 0.56$	$1.86 \pm 0.12$
WZ	$6.04 \pm 1.19$	$2.69 \pm 0.88$	$0.86 \pm 0.45$	$0.21 \pm 0.20$
DY+jets	$2.01^{+0.39}_{-0.23}$	$0.00 + 0.28$	$0.00 + 0.28$	$0.00 + 0.28$
Rare processes	$0.69 \pm 0.44$	$0.68 \pm 0.47$	$0.00 + 0.20$	$0.05 \pm 0.12$
Total prediction	$118^{+13}_{-12}$	$28.4^{+5.9}_{-4.8}$	$7.9^{+3.7}_{-2.4}$	$3.2^{+2.6}_{-1.1}$
Data	101	31	7	7
$m_{\tilde{\tau}} = 450$ GeV, $m_{\tilde{\chi}_1^0} = 20$ GeV	$1.03 \pm 0.09$	$2.67 \pm 0.15$	$2.67 \pm 0.15$	$8.09 \pm 0.26$
$m_{\tilde{\tau}} = 400$ GeV, $m_{\tilde{\chi}_1^0} = 20$ GeV	$2.25 \pm 0.21$	$5.05 \pm 0.31$	$6.28 \pm 0.35$	$13.0 \pm 0.50$
$m_{\tilde{\tau}} = 350$ GeV, $m_{\tilde{\chi}_1^0} = 20$ GeV	$3.97 \pm 0.30$	$10.9 \pm 0.49$	$11.2 \pm 0.50$	$15.9 \pm 0.59$

**Table 2**

The predicted SM background contributions, their sum and the observed number of dielectron (upper) and dimuon (lower) events in data. The uncertainties associated with the yields stem from statistical and systematic sources. The last bin is inclusive above 300 GeV.

Dielectron events				
$p_T^{\text{miss}}$ [GeV]	100–150	150–225	225–300	$\geq 300$
FS bkg.	$36.1^{+6.6}_{-6.3}$	$5.7^{+2.5}_{-2.1}$	$1.6^{+1.5}_{-1.1}$	$0.41^{+1}_{-0.5}$
ZZ	$5.17 \pm 0.68$	$3.79 \pm 0.58$	$1.18 \pm 0.31$	$0.69 \pm 0.07$
WZ	$2.65 \pm 0.68$	$1.16 \pm 0.45$	$0.39 \pm 0.33$	$0.21 \pm 0.20$
DY+jets	$0.98^{+0.14}_{-0.15}$	$0.00 + 0.28$	$0.00 + 0.28$	$0.00 + 0.28$
Rare processes	$0.02 \pm 0.14$	$0.26 \pm 0.21$	$0.00 + 0.11$	$0.06 \pm 0.04$
Total prediction	$45^{+6.7}_{-6.4}$	$11.0^{+2.6}_{-2.3}$	$3.2^{+1.6}_{-1.2}$	$1.4^{+1.1}_{-0.6}$
Data	45	10	2	2

Dimuon events				
$p_T^{\text{miss}}$ [GeV]	100–150	150–225	225–300	$\geq 300$
FS bkg.	$61.3^{+9.1}_{-8.5}$	$9.8^{+3.9}_{-3.2}$	$2.8^{+2.4}_{-1.7}$	$0.70^{+1.7}_{-0.8}$
ZZ	$8.33 \pm 0.99$	$5.98 \pm 0.80$	$1.67 \pm 0.42$	$1.17 \pm 0.10$
WZ	$3.40 \pm 0.91$	$1.53 \pm 0.73$	$0.47 \pm 0.30$	$0.00 + 0.06$
DY+jets	$1.03^{+0.33}_{-0.14}$	$0.00 + 0.28$	$0.00 + 0.28$	$0.00 + 0.28$
Rare processes	$0.66 \pm 0.41$	$0.42 \pm 0.35$	$0.00 + 0.16$	$0.00 + 0.11$
Total prediction	$75^{+9.2}_{-8.7}$	$17.7^{+4.1}_{-3.4}$	$4.8^{+2.5}_{-1.8}$	$1.9^{+1.7}_{-0.8}$
Data	56	21	5	5

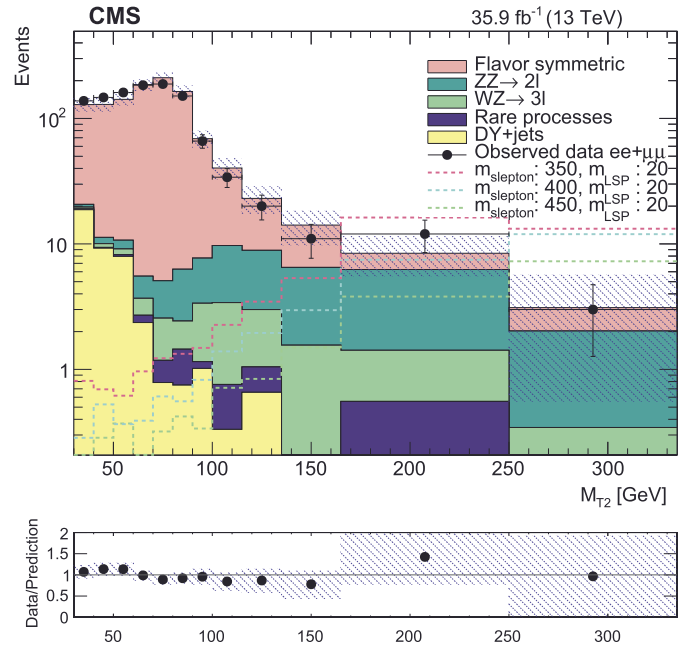
## 7. Results

The observed number of events in data in the SR are compared with the stacked SM background estimates as shown in Fig. 3 (SF events), and summarised in Table 1 for SF events and in Table 2 for dielectron and dimuon events, separately. The  $M_{T2}$  shape of the stacked SM background estimates, the observed data and three signal scenarios are shown in Fig. 4, for SF events, with all SR selection applied except the  $M_{T2}$  requirement. Applying the  $M_{T2}$  requirement in the SR is greatly suppressing the  $t\bar{t}$  and Drell-Yan contributions.

At high  $p_T^{\text{miss}}$  values, the uncertainties in the background prediction are driven by the statistical uncertainty in the number of events in the DF sample used to derive the FS background. There is agreement between observation and SM expectation given the systematic and statistical uncertainties.

## 8. Interpretation

The results are interpreted in terms of the simplified model described in Section 1. Upper limits on the cross section, assuming branching ratios of 100%, have been calculated at 95% confidence level (CL) using the  $CL_s$  criterion and an asymptotic formu-

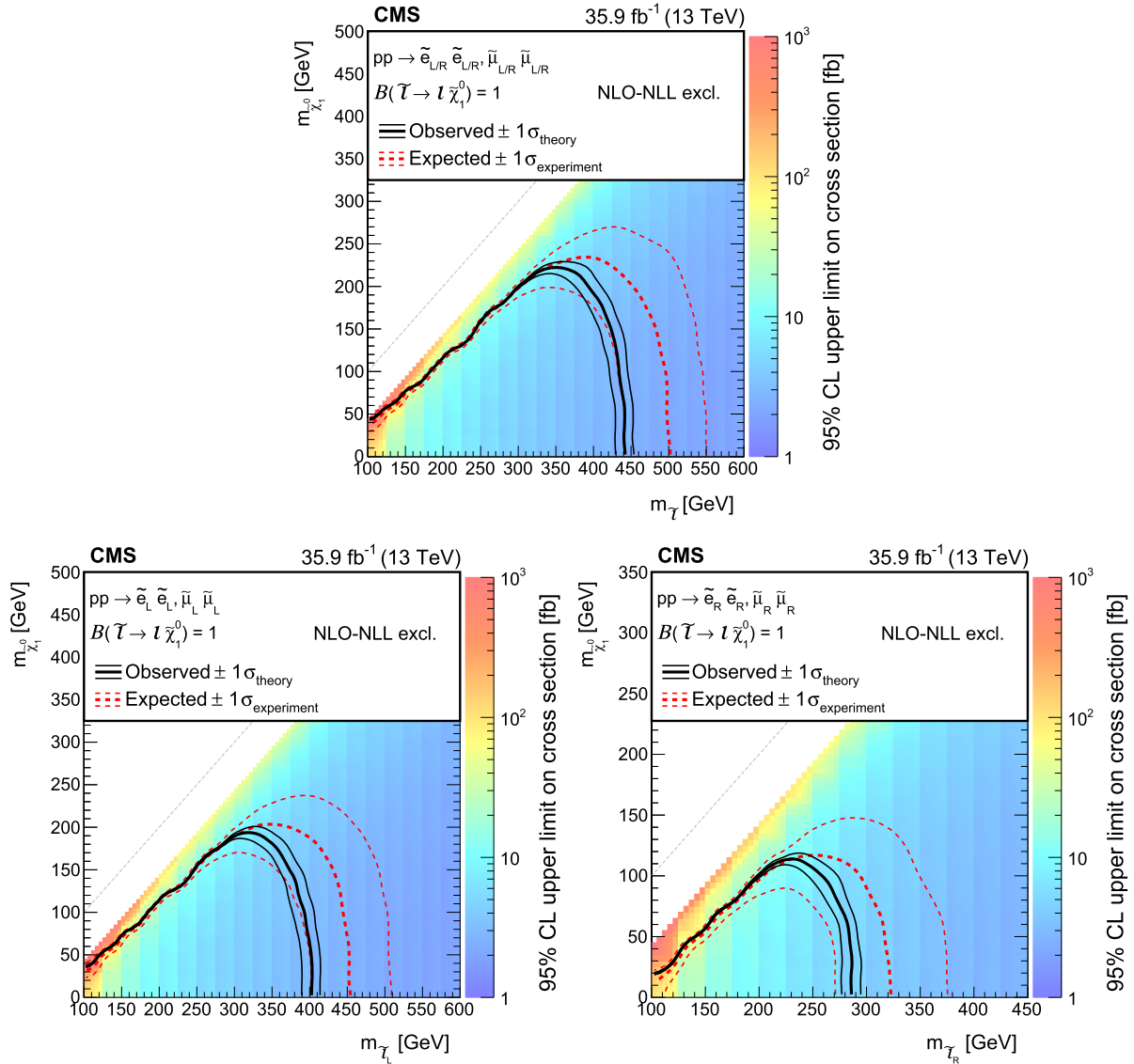


**Fig. 4.** Upper: Distribution of  $M_{T2}$  for the resulting SM background yields estimated in the analysis SR (coloured histograms) with the corresponding event counts observed in data (black points), and three signal scenarios (hatched lines), selecting only SF events and assuming the production of both left and right-handed sleptons. Lower: Ratio of data to SM prediction, with the filled band representing the statistical uncertainty on the data and the estimated backgrounds and the systematic uncertainty on the estimated backgrounds.

lation [60–63], taking into account the statistical and systematic uncertainties in the signal yields and the background predictions. Systematic uncertainties are modelled using a log-normal distribution in the fit, except for the FS uncertainty where the distribution of the nuisance parameter is modelled using the gamma function. The uncertainties are correlated among the SRs and are considered as such in a combined fit to all SRs simultaneously.

### 8.1. Systematic uncertainty in the signal yield

The systematic uncertainties associated with the signal are shown in Table 3, and described below. The uncertainty in the measurement of the integrated luminosity is 2.5% [64]. A flat uncertainty of 5% is associated to the lepton identification and isolation efficiency in the signal acceptance [48,49], an uncertainty of up to 2.5(3)% in the electron (muon) efficiency of the signal using fast simulation, and dedicated corrections for fast simu-



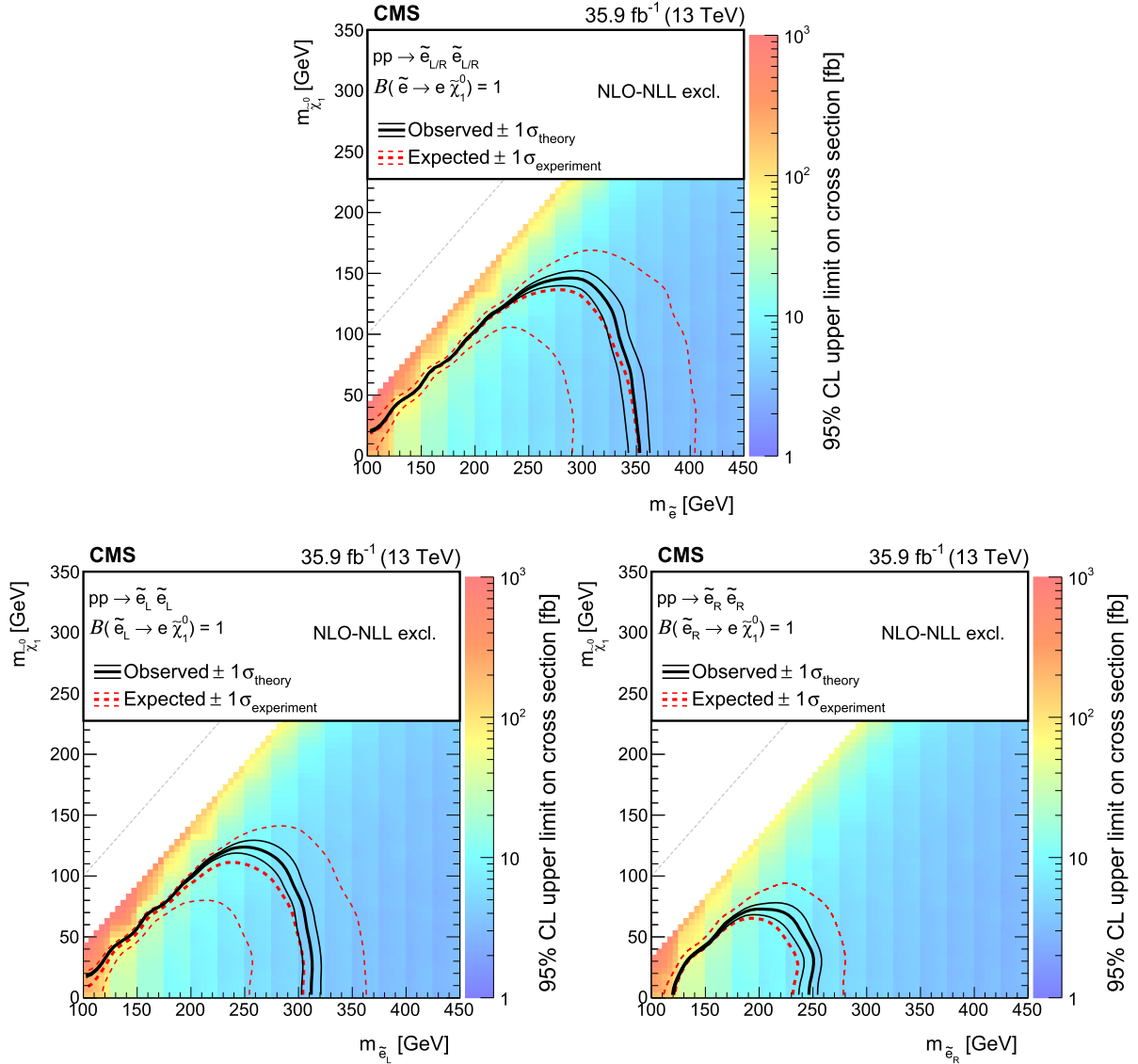
**Fig. 5.** Cross section upper limit and exclusion contours at 95% CL for direct slepton production of two flavours, selectrons and smuons, as a function of the  $\tilde{\chi}_1^0$  and  $\tilde{\ell}$  masses, assuming the production of both left- and right-handed sleptons (upper) or production of only left- (lower left) or right-handed (lower right). The region under the thick red dotted (black solid) line is excluded by the expected (observed) limit. The thin red dotted curves indicate the regions containing 95% of the distribution of limits expected under the background-only hypothesis. The thin solid black curves show the change in the observed limit due to variation of the signal cross sections within their theoretical uncertainties.

**Table 3**

List of systematic uncertainties taken into account for the signal yields.

Source of uncertainty	Uncertainty (%)
Integrated luminosity	2.5
Lepton reconstruction/isolation eff.	5
Trigger modelling	3
Fast simulation electron efficiency	1–2.5
Fast simulation muon efficiency	1–3
Jet energy scale	1–15
Pileup	0.5–7
Fast simulation $p_T^{\text{miss}}$ modelling	0.5–20
Unclustered energy shifted $p_T^{\text{miss}}$	0.5–8
Muon energy scale shifted $p_T^{\text{miss}}$	0.5–20
Electron energy scale shifted $p_T^{\text{miss}}$	0.5–4
Renormalisation/factorisation scales	1–11
PDF	3
MC statistical uncertainty	0.5–20

tion to match the data are applied. The uncertainty on the trigger efficiency is measured to be 3%, as described in Section 6.1. The uncertainty in the jet energy scale is assessed by shifting the jet energy correction factors for each jet by one standard deviation up and down and recalculating the kinematic quantities. The result varies between 1 and 16% depending on the signal kinematics. The uncertainty due to the simulation of pileup for simulated background processes is taken into account by varying the expected cross section of inelastic collisions by 5% [65], and amounts to 0.5–7% depending on the signal scenario. Varying the unclustered energy, and the electron and muon scales, up and down by their  $1\sigma$  variations and evaluating the effect on the  $p_T^{\text{miss}}$ , results in systematic uncertainties of 0.5–8%, 0.5–4%, and 0.5–20% respectively. The large variation associated to the muon energy scale is due to the poor muon momentum resolution at high  $p_T$ , and the quoted value is driven by one signal scenario containing such high  $p_T$  muon events. The theoretical uncertainties are those related to the uncertainty on the QCD renormalisation ( $\mu_R$ ) and



**Fig. 6.** Cross section upper limit and exclusion contours at 95% CL for direct selection production as a function of the  $\tilde{\chi}_1^0$  and  $\tilde{\ell}$  masses, assuming the production of both left- and right-handed selectrons (upper), or production of only left- (lower left) or right-handed (lower right) selectrons. The region under the thick red dotted (black solid) line is excluded by the expected (observed) limit. The thin red dotted curves indicate the regions containing 95% of the distribution of limits expected under the background-only hypothesis. For the right-handed selectrons, only the  $+1\sigma$  expected line (thin red dotted curve) is shown as no exclusion can be made at  $-1\sigma$ . The thin solid black curves show the change in the observed limit due to variation of the signal cross sections within their theoretical uncertainties.

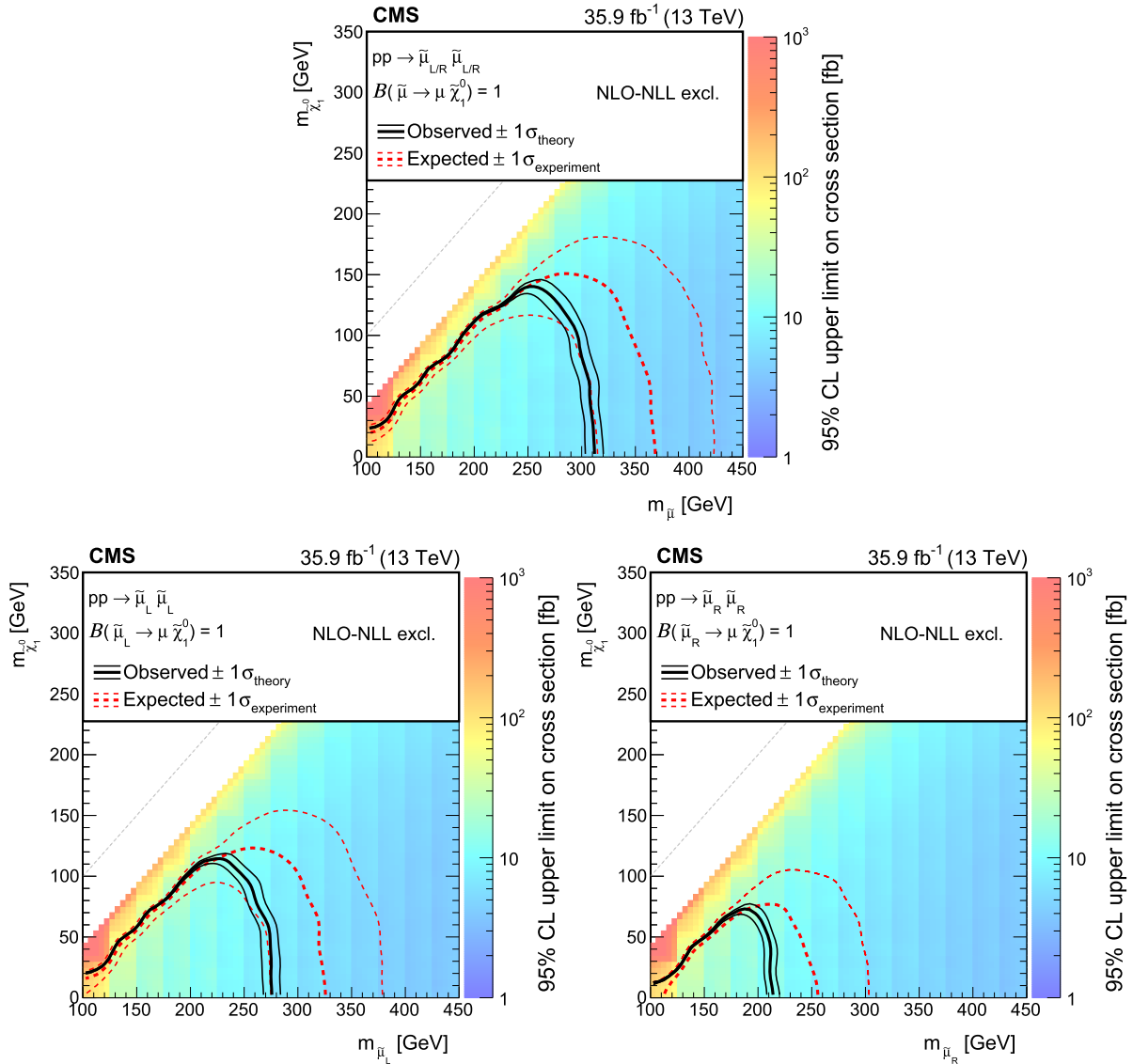
factorisation ( $\mu_F$ ) scales, and of the PDF. The systematic uncertainties associated with the  $\mu_R$  and  $\mu_F$  scales are evaluated using weights derived from the SysCalc code applied to simulated signal events [66]. For renormalisation and factorisation scales the Stewart–Tackmann prescription [67] is followed, that treats the theory uncertainties in analyses with a jet selection. This procedure results in an uncertainty of 1–11%. Finally the statistical uncertainty in the number of simulated events is also considered and found to be in the range 0.5–20%, depending on the signal scenario.

## 8.2. Interpretations using simplified models

Upper limits on the direct slepton pair production cross section are displayed in Fig. 5 for three scenarios: assuming the existence of both flavour mass degenerate left- and right-handed sleptons, for only left-handed sleptons, and for only right-handed sleptons. Similarly, the limits on direct selectron and smuon production are

displayed in Figs. 6 and 7, respectively. The Figs. 5–7 also show the 95% CL exclusion contours, as a function of the  $\tilde{\ell}$  and  $\tilde{\chi}_1^0$  masses. Note that the cross section at a given mass for right-handed sleptons is expected to be about one third of that for left-handed sleptons. The analysis probes slepton masses up to approximately 450, 400, or 290 GeV, assuming both left- and right-handed, left-handed only, or right-handed sleptons, and a massless LSP. For models with high slepton masses and light LSPs the sensitivity is driven by the highest  $p_T^{\text{miss}}$  bin. The sensitivity is reduced at higher LSP masses due to the effect of the lepton acceptance. In the case of selectrons (smuons), the limits corresponding to these 3 scenarios are 350, 310 and 250 GeV (310, 280, and 210 GeV). Since the dimuon data yield in the highest  $p_T^{\text{miss}}$  bin is somewhat higher than predicted, the observed limits in this channel are weaker than expected in the absence of signal. These results improve the previous 8 TeV exclusion limits by 100–150 GeV in the slepton mass [13].





**Fig. 7.** Cross section upper limit and exclusion contours at 95% CL for direct smuon production as a function of the  $\tilde{\chi}_1^0$  and  $\tilde{\ell}$  masses, assuming the production of both left- and right-handed smuons (upper), or production of only left- (lower left) or right-handed (lower right) smuons. The region under the thick red dotted (black solid) line is excluded by the expected (observed) limit. The thin red dotted curves indicate the regions containing 95% of the distribution of limits expected under the background-only hypothesis. For the right-handed smuons, only the  $+1\sigma$  expected line (thin red dotted curve) is shown as no exclusion can be made at  $-1\sigma$ . The thin solid black curves show the change in the observed limit due to variation of the signal cross sections within their theoretical uncertainties.

## 9. Summary

A search for direct slepton (selectron or smuon) production, in events with opposite-charge, same-flavour leptons, no jets, and missing transverse momentum has been presented. The data comprise a sample of proton–proton collisions collected with the CMS detector in 2016 at a centre-of-mass energy of 13 TeV, corresponding to an integrated luminosity of  $35.9 \text{ fb}^{-1}$ . Observations are in agreement with Standard Model expectations within the statistical and systematic uncertainties. Exclusion limits are provided assuming right-handed only, left-handed only and right- and left-handed two flavour slepton production scenarios (mass degenerate selectrons and smuons). Slepton masses up to 290, 400 and 450 GeV respectively are excluded at 95% confidence level, assuming a massless LSP. Exclusion limits are also provided assuming a massless LSP and right-handed only, left-handed only and right- and left-handed single flavour production scenarios, excluding selectron (smuon) masses up to 250, 310 and 350 GeV

(210, 280 and 310 GeV), respectively. These results improve the previous exclusion limits measured by the CMS experiment at a centre-of-mass energy of 8 TeV by 100–150 GeV in slepton masses.

## Acknowledgements

We congratulate our colleagues in the CERN accelerator departments for the excellent performance of the LHC and thank the technical and administrative staffs at CERN and at other CMS institutes for their contributions to the success of the CMS effort. In addition, we gratefully acknowledge the computing centres and personnel of the Worldwide LHC Computing Grid for delivering so effectively the computing infrastructure essential to our analyses. Finally, we acknowledge the enduring support for the construction and operation of the LHC and the CMS detector provided by the following funding agencies: BMWFW and FWF (Austria); FNRS and FWO (Belgium); CNPq, CAPES, FAPERJ, FAPERGS,

and FAPESP (Brazil); MES (Bulgaria); CERN; CAS, MOST, and NSFC (China); COLCIENCIAS (Colombia); MSES and CSF (Croatia); RPF (Cyprus); SENESCYT (Ecuador); MoER, ERC IUT, and ERDF (Estonia); Academy of Finland, MEC, and HIP (Finland); CEA and CNRS/IN2P3 (France); BMBF, DFG, and HGF (Germany); GSRT (Greece); NKFI (Hungary); DAE and DST (India); IPM (Iran); SFI (Ireland); INFN (Italy); MSIP and NRF (Republic of Korea); LAS (Lithuania); MOE and UM (Malaysia); BUAP, CINVESTAV, CONACYT, LNS, SEP, and UASLP-FAI (Mexico); MBIE (New Zealand); PAEC (Pakistan); MSHE and NSC (Poland); FCT (Portugal); JINR (Dubna); MON, ROSATOM, RAS, RFBR, and NRC KI (Russia); MESTD (Serbia); SEIDI, CPAN, PCTI, and FEDER (Spain); Swiss Funding Agencies (Switzerland); MST (Taipei); ThEPCenter, IPST, STAR, and NSTDA (Thailand); TUBITAK and TAEK (Turkey); NASU and SFFR (Ukraine); STFC (United Kingdom); DOE and NSF (USA). Individuals have received support from the Marie-Curie program and the European Research Council and Horizon 2020 Grant, contract No. 675440 (European Union); the Leventis Foundation; the Alfred P. Sloan Foundation; the Alexander von Humboldt Foundation; the Belgian Federal Science Policy Office; the Fonds pour la Formation à la Recherche dans l'Industrie et dans l'Agriculture (FRIA-Belgium); the Agentschap voor Innovatie door Wetenschap en Technologie (IWT-Belgium); the F.R.S.-FNRS and FWO (Belgium) under the "Excellence of Science – EOS" – be.h project n. 30820817; the Ministry of Education, Youth and Sports (MEYS) of the Czech Republic; the Lendület ("Momentum") Program and the János Bolyai Research Scholarship of the Hungarian Academy of Sciences, the New National Excellence Program ÚNKP, the NKFI research grants 123842, 123959, 124845, 124850 and 125105 (Hungary); the Council of Science and Industrial Research, India; the HOMING PLUS program of the Foundation for Polish Science, cofinanced from European Union, Regional Development Fund, the Mobility Plus program of the Ministry of Science and Higher Education, the National Science Centre (Poland), contracts Harmonia 2014/14/M/ST2/00428, Opus 2014/13/B/ST2/02543, 2014/15/B/ST2/03998, and 2015/19/B/ST2/02861, Sonata-bis 2012/07/E/ST2/01406; the National Priorities Research Program by Qatar National Research Fund; the Programa Estatal de Fomento de la Investigación Científica y Técnica de Excelencia María de Maeztu, grant MDM-2015-0509 and the Programa Severo Ochoa del Principado de Asturias; the Thalís and Aristeia programs cofinanced by EU-ESF and the Greek NSRF; the Rachadapisek Sompot Fund for Postdoctoral Fellowship, Chulalongkorn University and the Chulalongkorn Academic into Its 2nd Century Project Advancement Project (Thailand); the Welch Foundation, contract C-1845; and the Weston Havens Foundation (USA).

## References

- [1] P. Ramond, Dual theory for free fermions, *Phys. Rev. D* 3 (1971) 2415, <https://doi.org/10.1103/PhysRevD.3.2415>.
- [2] Y.A. Golfand, E.P. Likhtman, Extension of the algebra of Poincaré group generators and violation of P invariance, *JETP Lett.* 13 (1971) 323, URL: [http://www.jetpletters.ac.ru/ps/1584/article\\_24309.pdf](http://www.jetpletters.ac.ru/ps/1584/article_24309.pdf).
- [3] A. Neveu, J.H. Schwarz, Factorizable dual model of pions, *Nucl. Phys. B* 31 (1971) 86, [https://doi.org/10.1016/0550-3213\(71\)90448-2](https://doi.org/10.1016/0550-3213(71)90448-2).
- [4] D.V. Volkov, V.P. Akulov, Possible universal neutrino interaction, *JETP Lett.* 16 (1972) 438, URL: [http://www.jetpletters.ac.ru/ps/1766/article\\_26864.pdf](http://www.jetpletters.ac.ru/ps/1766/article_26864.pdf).
- [5] J. Wess, B. Zumino, A Lagrangian model invariant under supergauge transformations, *Phys. Lett. B* 49 (1974) 52, [https://doi.org/10.1016/0370-2693\(74\)90578-4](https://doi.org/10.1016/0370-2693(74)90578-4).
- [6] J. Wess, B. Zumino, Supergauge transformations in four dimensions, *Nucl. Phys. B* 70 (1974) 39, [https://doi.org/10.1016/0550-3213\(74\)90355-1](https://doi.org/10.1016/0550-3213(74)90355-1).
- [7] P. Fayet, Supergauge invariant extension of the Higgs mechanism and a model for the electron and its neutrino, *Nucl. Phys. B* 90 (1975) 104, [https://doi.org/10.1016/0550-3213\(75\)90636-7](https://doi.org/10.1016/0550-3213(75)90636-7).
- [8] H.P. Nilles, Supersymmetry, supergravity and particle physics, *Phys. Rep.* 110 (1984) 1, [https://doi.org/10.1016/0370-1573\(84\)90008-5](https://doi.org/10.1016/0370-1573(84)90008-5).
- [9] G.R. Farrar, P. Fayet, Phenomenology of the production, decay, and detection of new hadronic states associated with supersymmetry, *Phys. Lett. B* 76 (1978) 575, [https://doi.org/10.1016/0370-2693\(78\)90858-4](https://doi.org/10.1016/0370-2693(78)90858-4).
- [10] D. Alves, et al., Simplified models for LHC new physics searches, *J. Phys. G* 39 (2012) 105005, <https://doi.org/10.1088/0954-3899/39/10/105005>, arXiv:1105.2838.
- [11] CMS Collaboration, Interpretation of searches for supersymmetry with simplified models, *Phys. Rev. D* 88 (2013) 052017, <https://doi.org/10.1103/PhysRevD.88.052017>, arXiv:1301.2175.
- [12] ATLAS Collaboration, Search for direct production of charginos, neutralinos and sleptons in final states with two leptons and missing transverse momentum in  $pp$  collisions at  $\sqrt{s} = 8$  TeV with the ATLAS detector, *J. High Energy Phys.* 05 (2014) 071, [https://doi.org/10.1007/JHEP05\(2014\)071](https://doi.org/10.1007/JHEP05(2014)071), arXiv:1403.5294.
- [13] CMS Collaboration, Searches for electroweak production of charginos, neutralinos, and sleptons decaying to leptons and  $W, Z$ , and Higgs bosons in  $pp$  collisions at 8 TeV, *Eur. Phys. J. C* 74 (2014) 3036, <https://doi.org/10.1140/epjc/s10052-014-3036-7>, arXiv:1405.7570.
- [14] ATLAS Collaboration, Search for electroweak production of supersymmetric particles in final states with two or three leptons at  $\sqrt{s} = 13$  TeV with the ATLAS detector, arXiv:1803.02762.
- [15] ATLAS Collaboration, Search for electroweak production of supersymmetric states in scenarios with compressed mass spectra at  $\sqrt{s} = 13$  TeV with the ATLAS detector, *Phys. Rev. D* 97 (2018) 052010, <https://doi.org/10.1103/PhysRevD.97.052010>, arXiv:1712.08119.
- [16] CMS Collaboration, The CMS experiment at the CERN LHC, *J. Instrum.* 3 (2008) S08004, <https://doi.org/10.1088/1748-0221/3/08/S08004>.
- [17] J. Alwall, R. Frederix, S. Frixione, V. Hirschi, F. Maltoni, O. Mattelaer, H.S. Shao, T. Stelzer, P. Torrielli, M. Zaro, The automated computation of tree-level and next-to-leading order differential cross sections, and their matching to parton shower simulations, *J. High Energy Phys.* 07 (2014) 079, [https://doi.org/10.1007/JHEP07\(2014\)079](https://doi.org/10.1007/JHEP07(2014)079), arXiv:1405.0301.
- [18] M. Czakon, A. Mitov, Top++: a program for the calculation of the top-pair cross-section at hadron colliders, *Comput. Phys. Commun.* 185 (2014) 2930, <https://doi.org/10.1016/j.cpc.2014.06.021>, arXiv:1112.5675.
- [19] M. Grazzini, S. Kallweit, D. Rathlev, M. Wiesemann,  $W^{\pm}Z$  production at the LHC: fiducial cross sections and distributions in NNLO QCD, *J. High Energy Phys.* 05 (2017) 139, [https://doi.org/10.1007/JHEP05\(2017\)139](https://doi.org/10.1007/JHEP05(2017)139), arXiv:1703.09065.
- [20] F. Cascioli, T. Gehrmann, M. Grazzini, S. Kallweit, P. Maierhöfer, A. von Manteuffel, S. Pozzorini, D. Rathlev, L. Tancredi, E. Weihs, ZZ production at hadron colliders in NNLO QCD, *Phys. Lett. B* 735 (2014) 311, <https://doi.org/10.1016/j.physletb.2014.06.056>, arXiv:1405.2219.
- [21] F. Caola, K. Melnikov, R. Röntsch, L. Tancredi, QCD corrections to ZZ production in gluon fusion at the LHC, *Phys. Rev. D* 92 (2015) 094028, <https://doi.org/10.1103/PhysRevD.92.094028>, arXiv:1509.06734.
- [22] J.M. Campbell, R.K. Ellis, M. Czakon, S. Kirchner, Two loop correction to interference in  $gg \rightarrow ZZ$ , *J. High Energy Phys.* 08 (2016) 011, [https://doi.org/10.1007/JHEP08\(2016\)011](https://doi.org/10.1007/JHEP08(2016)011), arXiv:1605.01380.
- [23] T. Binoth, G. Ossola, C.G. Papadopoulos, R. Pittau, NLO QCD corrections to triboson production, *J. High Energy Phys.* 06 (2008) 082, <https://doi.org/10.1088/1126-6708/2008/06/082>, arXiv:0804.0350.
- [24] D.T. Nhung, L.D. Ninh, M.M. Weber, NLO corrections to WWZ production at the LHC, *J. High Energy Phys.* 12 (2013) 096, [https://doi.org/10.1007/JHEP12\(2013\)096](https://doi.org/10.1007/JHEP12(2013)096), arXiv:1307.7403.
- [25] S. Yong-Bai, Z. Ren-You, M. Wen-Gan, L. Xiao-Zhou, Z. Yu, G. Lei, NLO QCD + NLO EW corrections to WZZ productions with leptonic decays at the LHC, *J. High Energy Phys.* 10 (2015) 186, [https://doi.org/10.1007/JHEP10\(2015\)186](https://doi.org/10.1007/JHEP10(2015)186), arXiv:1507.03693, Erratum: [https://doi.org/10.1007/JHEP10\(2016\)156](https://doi.org/10.1007/JHEP10(2016)156).
- [26] W. Hong, Z. Ren-You, M. Wen-Gan, G. Lei, L. Xiao-Zhou, W. Shao-Ming, NLO QCD+EW corrections to ZZZ production with subsequent leptonic decays at the LHC, *J. Phys. G* 43 (2016) 115001, <https://doi.org/10.1088/0954-3899/43/11/115001>, arXiv:1610.05876.
- [27] S. Yong-Bai, R.-Y. Zhang, W.-G. Ma, X.-Z. Li, L. Guo, NLO QCD and electroweak corrections to WWW production at the LHC, *Phys. Rev. D* 95 (2017) 073005, <https://doi.org/10.1103/PhysRevD.95.073005>, arXiv:1605.00554.
- [28] S. Dittmaier, A. Huss, G. Knippen, Next-to-leading-order QCD and electroweak corrections to WWW production at proton-proton colliders, *J. High Energy Phys.* 09 (2017) 034, [https://doi.org/10.1007/JHEP09\(2017\)034](https://doi.org/10.1007/JHEP09(2017)034), arXiv:1705.03722.
- [29] W. Beenakker, M. Klasen, M. Kramer, T. Plehn, M. Spira, P.M. Zerwas, Production of charginos, neutralinos, and sleptons at hadron colliders, *Phys. Rev. Lett.* 83 (1999) 3780–3783, <https://doi.org/10.1103/PhysRevLett.83.3780>.
- [30] B. Fuks, M. Klasen, D.R. Lamprea, M. Rothering, Gaugino production in proton-proton collisions at a center-of-mass energy of 8 TeV, *J. High Energy Phys.* 10 (2012) 081, [https://doi.org/10.1007/JHEP10\(2012\)081](https://doi.org/10.1007/JHEP10(2012)081), arXiv:1207.2159.
- [31] B. Fuks, M. Klasen, D.R. Lamprea, M. Rothering, Precision predictions for electroweak superpartner production at hadron colliders with RESUMMINO, *Eur. Phys. J. C* 73 (2013) 2480, <https://doi.org/10.1140/epjc/s10052-013-2480-0>, arXiv:1304.0790.

- [32] J.M. Campbell, R.K. Ellis, MCFM for the Tevatron and the LHC, Nucl. Phys. Proc. Suppl. 205 (2010) 10, <https://doi.org/10.1016/j.nuclphysbps.2010.08.011>, arXiv:1007.3492.
- [33] T. Melia, P. Nason, R. Röntsch, G. Zanderighi,  $W^+W^-$ , WZ and ZZ production in the POWHEG BOX, J. High Energy Phys. 11 (2011) 078, [https://doi.org/10.1007/JHEP11\(2011\)078](https://doi.org/10.1007/JHEP11(2011)078), arXiv:1107.5051.
- [34] P. Nason, G. Zanderighi,  $W^+W^-$ , WZ and ZZ production in the POWHEG-BOX-V2, Eur. Phys. J. C 74 (2014) 2702, <https://doi.org/10.1140/epjc/s10052-013-2702-5>, arXiv:1311.1365.
- [35] J.M. Campbell, R.K. Ellis, P. Nason, E. Re, Top-pair production and decay at NLO matched with parton showers, J. High Energy Phys. 04 (2015) 114, [https://doi.org/10.1007/JHEP04\(2015\)114](https://doi.org/10.1007/JHEP04(2015)114), arXiv:1412.1828.
- [36] E. Re, Single-top  $Wt$ -channel production matched with parton showers using the POWHEG method, Eur. Phys. J. C 71 (2011) 1547, <https://doi.org/10.1140/epjc/s10052-011-1547-z>, arXiv:1009.2450.
- [37] R.D. Ball, et al., NNPDF, Parton distributions for the LHC Run II, J. High Energy Phys. 04 (2015) 040, [https://doi.org/10.1007/JHEP04\(2015\)040](https://doi.org/10.1007/JHEP04(2015)040), arXiv:1410.8849.
- [38] T. Sjöstrand, S. Mrenna, P.Z. Skands, A brief introduction to PYTHIA 8.1, Comput. Phys. Commun. 178 (2008) 852, <https://doi.org/10.1016/j.cpc.2008.01.036>, arXiv:0710.3820.
- [39] P. Skands, S. Carrazza, J. Rojo, Tuning PYTHIA 8.1: the Monash 2013 tune, Eur. Phys. J. C 74 (2014) 3024, <https://doi.org/10.1140/epjc/s10052-014-3024-y>, arXiv:1404.5630.
- [40] CMS Collaboration, Event generator tunes obtained from underlying event and multiparton scattering measurements, Eur. Phys. J. C 76 (2016) 155, <https://doi.org/10.1140/epjc/s10052-016-3988-x>, arXiv:1512.00815.
- [41] J. Alwall, et al., Comparative study of various algorithms for the merging of parton showers and matrix elements in hadronic collisions, Eur. Phys. J. C 53 (2008) 473, <https://doi.org/10.1140/epjc/s10052-007-0490-5>, arXiv:0706.2569.
- [42] R. Frederix, S. Frixione, Merging meets matching in MC@NLO, J. High Energy Phys. 12 (2012) 061, [https://doi.org/10.1007/JHEP12\(2012\)061](https://doi.org/10.1007/JHEP12(2012)061), arXiv:1209.6215.
- [43] S. Agostinelli, et al., GEANT4, GEANT4 – a simulation toolkit, Nucl. Instrum. Methods A 506 (2003) 250, [https://doi.org/10.1016/S0168-9002\(03\)01368-8](https://doi.org/10.1016/S0168-9002(03)01368-8).
- [44] S. Abdullin, P. Azzi, F. Beaudette, P. Janot, A. Perrotta, The fast simulation of the CMS detector at LHC, J. Phys. Conf. Ser. 331 (2011) 032049, <https://doi.org/10.1088/1742-6596/331/3/032049>.
- [45] CMS Collaboration, Particle-flow reconstruction and global event description with the CMS detector, J. Instrum. 12 (2017) P10003, <https://doi.org/10.1088/1748-0221/12/10/P10003>, arXiv:1706.04965.
- [46] M. Cacciari, G.P. Salam, G. Soyez, The anti- $k_r$  jet clustering algorithm, J. High Energy Phys. 04 (2008) 063, <https://doi.org/10.1088/1126-6708/2008/04/063>, arXiv:0802.1189.
- [47] M. Cacciari, G.P. Salam, G. Soyez, Fastjet user manual, Eur. Phys. J. C 72 (2012) 1896, <https://doi.org/10.1140/epjc/s10052-012-1896-2>, arXiv:1111.6097.
- [48] CMS Collaboration, Performance of electron reconstruction and selection with the CMS detector in proton–proton collisions at  $\sqrt{s} = 8$  TeV, J. Instrum. 10 (2015) P06005, <https://doi.org/10.1088/1748-0221/10/06/P06005>, arXiv:1502.02701.
- [49] CMS Collaboration, Performance of the CMS muon detector and muon reconstruction with proton–proton collisions at  $\sqrt{s} = 13$  TeV, J. Instrum. 13 (2018) P06015, <https://doi.org/10.1088/1748-0221/13/06/P06015>, arXiv:1804.04528.
- [50] K. Rehermann, B. Tweedie, Efficient identification of boosted semileptonic top quarks at the LHC, J. High Energy Phys. 03 (2011) 059, [https://doi.org/10.1007/JHEP03\(2011\)059](https://doi.org/10.1007/JHEP03(2011)059), arXiv:1007.2221.
- [51] M. Cacciari, G.P. Salam, Dispelling the  $N^3$  myth for the  $k_t$  jet-finder, Phys. Lett. B 641 (2006) 57, <https://doi.org/10.1016/j.physletb.2006.08.037>, arXiv:hep-ph/0512210.
- [52] CMS Collaboration, Determination of jet energy calibration and transverse momentum resolution in CMS, J. Instrum. 6 (2011) P11002, <https://doi.org/10.1088/1748-0221/6/11/P11002>, arXiv:1107.4277.
- [53] M. Cacciari, G.P. Salam, Pileup subtraction using jet areas, Phys. Lett. B 659 (2008) 119, <https://doi.org/10.1016/j.physletb.2007.09.077>, arXiv:0707.1378.
- [54] C.G. Lester, D.J. Summers, Measuring masses of semi-invisibly decaying particle pairs produced at hadron colliders, Phys. Lett. B 463 (1999) 99, [https://doi.org/10.1016/S0370-2693\(99\)00945-4](https://doi.org/10.1016/S0370-2693(99)00945-4), arXiv:hep-ph/9906349.
- [55] A. Barr, C. Lester, P. Stephens, A variable for measuring masses at hadron colliders when missing energy is expected;  $m_{T2}$ : the truth behind the glamour, J. Phys. G 29 (2003) 2343, <https://doi.org/10.1088/0954-3899/29/10/304>, arXiv:hep-ph/0304226.
- [56] CMS Collaboration, Search for new phenomena in final states with two opposite-charge, same-flavor leptons, jets, and missing transverse momentum in pp collisions at  $\sqrt{s} = 13$  TeV, arXiv:1709.08908, 2017, submitted to JHEP.
- [57] A. Bierweiler, T. Kasprzik, J.H. Kühn, Vector-boson pair production at the LHC to  $\mathcal{O}(\alpha^3)$  accuracy, J. High Energy Phys. 12 (2013) 071, [https://doi.org/10.1007/JHEP12\(2013\)071](https://doi.org/10.1007/JHEP12(2013)071), arXiv:1305.5402.
- [58] S. Gieseke, T. Kasprzik, J.H. Kühn, Vector-boson pair production and electroweak corrections in HERWIG++, Eur. Phys. J. C 74 (2014) 2988, <https://doi.org/10.1140/epjc/s10052-014-2988-y>, arXiv:1401.3964.
- [59] J. Baglio, L.D. Ninh, M.M. Weber, Massive gauge boson pair production at the LHC: a next-to-leading order story, Phys. Rev. D 88 (2013) 113005, <https://doi.org/10.1103/PhysRevD.88.113005>, arXiv:1307.4331, Erratum: <https://doi.org/10.1103/PhysRevD.94.099902>.
- [60] T. Junk, Confidence level computation for combining searches with small statistics, Nucl. Instrum. Methods A 434 (1999) 435, [https://doi.org/10.1016/S0168-9002\(99\)00498-2](https://doi.org/10.1016/S0168-9002(99)00498-2), arXiv:hep-ex/9902006.
- [61] A.L. Read, Presentation of search results: the  $CL_s$  technique, J. Phys. G 28 (2002) 2693, <https://doi.org/10.1088/0954-3899/28/10/313>.
- [62] ATLAS and CMS Collaborations, Procedure for the LHC Higgs Boson Search Combination in Summer 2011, Technical Report ATL-PHYS-PUB-2011-011, CMS-NOTE-2011-005, CERN, 2011, URL: <https://cds.cern.ch/record/1379837>.
- [63] G. Cowan, K. Cranmer, E. Gross, O. Vitells, Asymptotic formulae for likelihood-based tests of new physics, Eur. Phys. J. C 71 (2011) 1554, <https://doi.org/10.1140/epjc/s10052-011-1554-0>, arXiv:1007.1727, Erratum: <https://doi.org/10.1140/epjc/s10052-013-2501-z>.
- [64] CMS Collaboration, CMS Luminosity Measurements for the 2016 Data Taking Period, CMS Physics Analysis Summary CMS-PAS-LUM-17-001, 2017, URL: <http://cds.cern.ch/record/2257069>.
- [65] CMS Collaboration, Measurement of the inelastic proton–proton cross section at  $\sqrt{s} = 13$  TeV, J. High Energy Phys. 07 (2018) 161, [https://doi.org/10.1007/JHEP07\(2018\)161](https://doi.org/10.1007/JHEP07(2018)161), arXiv:1802.02613.
- [66] A. Kalogeropoulos, J. Alwall, The SysCalc code: a tool to derive theoretical systematic uncertainties, arXiv:1801.08401, 2018.
- [67] I.W. Stewart, F.J. Tackmann, Theory uncertainties for Higgs mass and other searches using jet bins, Phys. Rev. D 85 (2012) 034011, <https://doi.org/10.1103/PhysRevD.85.034011>, arXiv:1107.2117.

## The CMS Collaboration

A.M. Sirunyan, A. Tumasyan

*Yerevan Physics Institute, Yerevan, Armenia*

W. Adam, F. Ambrogio, E. Asilar, T. Bergauer, J. Brandstetter, E. Brondolin, M. Dragicevic, J. Erö, A. Escalante Del Valle, M. Flechl, R. Frühwirth<sup>1</sup>, V.M. Ghete, J. Hrubec, M. Jeitler<sup>1</sup>, N. Krammer, I. Krätschmer, D. Liko, T. Madlener, I. Mikulec, N. Rad, H. Rohringer, J. Schieck<sup>1</sup>, R. Schöfbeck, M. Spanring, D. Spitzbart, A. Taurok, W. Waltenberger, J. Wittmann, C.-E. Wulz<sup>1</sup>, M. Zarucki

*Institut für Hochenergiephysik, Wien, Austria*

V. Chekhovsky, V. Mossolov, J. Suarez Gonzalez

*Institute for Nuclear Problems, Minsk, Belarus*

E.A. De Wolf, D. Di Croce, X. Janssen, J. Lauwers, M. Pieters, M. Van De Klundert, H. Van Haevermaet, P. Van Mechelen, N. Van Remortel

*Universiteit Antwerpen, Antwerpen, Belgium*

S. Abu Zeid, F. Blekman, J. D'Hondt, I. De Bruyn, J. De Clercq, K. Deroover, G. Flouris, D. Lontkovskiy, S. Lowette, I. Marchesini, S. Moortgat, L. Moreels, Q. Python, K. Skovpen, S. Tavernier, W. Van Doninck, P. Van Mulders, I. Van Parijs

*Vrije Universiteit Brussel, Brussel, Belgium*

D. Beghin, B. Bilin, H. Brun, B. Clerbaux, G. De Lentdecker, H. Delannoy, B. Dorney, G. Fasanella, L. Favart, R. Goldouzian, A. Grebenyuk, A.K. Kalsi, T. Lenzi, J. Luetic, N. Postiau, E. Starling, L. Thomas, C. Vander Velde, P. Vanlaer, D. Vannerom, Q. Wang

*Université Libre de Bruxelles, Bruxelles, Belgium*

T. Cornelis, D. Dobur, A. Fagot, M. Gul, I. Khvastunov<sup>2</sup>, D. Poyraz, C. Roskas, D. Trocino, M. Tytgat, W. Verbeke, B. Vermassen, M. Vit, N. Zaganidis

*Ghent University, Ghent, Belgium*

H. Bakhshiansohi, O. Bondu, S. Brochet, G. Bruno, C. Caputo, P. David, C. Delaere, M. Delcourt, B. Francois, A. Giammanco, G. Krintiras, V. Lemaitre, A. Magitteri, A. Mertens, M. Musich, K. Piotrkowski, A. Saggio, M. Vidal Marono, S. Wertz, J. Zobec

*Université Catholique de Louvain, Louvain-la-Neuve, Belgium*

F.L. Alves, G.A. Alves, L. Brito, G. Correia Silva, C. Hensel, A. Moraes, M.E. Pol, P. Rebello Teles

*Centro Brasileiro de Pesquisas Físicas, Rio de Janeiro, Brazil*

E. Belchior Batista Das Chagas, W. Carvalho, J. Chinellato<sup>3</sup>, E. Coelho, E.M. Da Costa, G.G. Da Silveira<sup>4</sup>, D. De Jesus Damiao, C. De Oliveira Martins, S. Fonseca De Souza, H. Malbouisson, D. Matos Figueiredo, M. Melo De Almeida, C. Mora Herrera, L. Mundim, H. Nogima, W.L. Prado Da Silva, L.J. Sanchez Rosas, A. Santoro, A. Sznajder, M. Thiel, E.J. Tonelli Manganote<sup>3</sup>, F. Torres Da Silva De Araujo, A. Vilela Pereira

*Universidade do Estado do Rio de Janeiro, Rio de Janeiro, Brazil*

S. Ahuja<sup>a</sup>, C.A. Bernardes<sup>a</sup>, L. Calligaris<sup>a</sup>, T.R. Fernandez Perez Tomei<sup>a</sup>, E.M. Gregores<sup>b</sup>, P.G. Mercadante<sup>b</sup>, S.F. Novaes<sup>a</sup>, Sandra S. Padula<sup>a</sup>, D. Romero Abad<sup>b</sup>

<sup>a</sup> *Universidade Estadual Paulista, São Paulo, Brazil*

<sup>b</sup> *Universidade Federal do ABC, São Paulo, Brazil*

A. Aleksandrov, R. Hadjiiska, P. Iaydjiev, A. Marinov, M. Misheva, M. Rodozov, M. Shopova, G. Sultanov

*Institute for Nuclear Research and Nuclear Energy, Bulgarian Academy of Sciences, Sofia, Bulgaria*

A. Dimitrov, L. Litov, B. Pavlov, P. Petkov

*University of Sofia, Sofia, Bulgaria*

W. Fang<sup>5</sup>, X. Gao<sup>5</sup>, L. Yuan

*Beihang University, Beijing, China*

M. Ahmad, J.G. Bian, G.M. Chen, H.S. Chen, M. Chen, Y. Chen, C.H. Jiang, D. Leggat, H. Liao, Z. Liu, F. Romeo, S.M. Shaheen, A. Spiezia, J. Tao, C. Wang, Z. Wang, E. Yazgan, H. Zhang, J. Zhao

*Institute of High Energy Physics, Beijing, China*

Y. Ban, G. Chen, J. Li, L. Li, Q. Li, Y. Mao, S.J. Qian, D. Wang, Z. Xu

*State Key Laboratory of Nuclear Physics and Technology, Peking University, Beijing, China*

Y. Wang

*Tsinghua University, Beijing, China*

C. Avila, A. Cabrera, C.A. Carrillo Montoya, L.F. Chaparro Sierra, C. Florez, C.F. González Hernández, M.A. Segura Delgado

*Universidad de Los Andes, Bogota, Colombia*

B. Courbon, N. Godinovic, D. Lelas, I. Puljak, T. Sculac

*University of Split, Faculty of Electrical Engineering, Mechanical Engineering and Naval Architecture, Split, Croatia*

Z. Antunovic, M. Kovac

*University of Split, Faculty of Science, Split, Croatia*

V. Brigljevic, D. Ferencek, K. Kadija, B. Mesic, A. Starodumov<sup>6</sup>, T. Susa

*Institute Rudjer Boskovic, Zagreb, Croatia*

M.W. Ather, A. Attikis, G. Mavromanolakis, J. Mousa, C. Nicolaou, F. Ptochos, P.A. Razis, H. Rykaczewski

*University of Cyprus, Nicosia, Cyprus*

M. Finger<sup>7</sup>, M. Finger Jr.<sup>7</sup>

*Charles University, Prague, Czech Republic*

E. Ayala

*Escuela Politecnica Nacional, Quito, Ecuador*

E. Carrera Jarrin

*Universidad San Francisco de Quito, Quito, Ecuador*

S. Elgammal<sup>8</sup>, S. Khalil<sup>9</sup>, A. Mahrous<sup>10</sup>

*Academy of Scientific Research and Technology of the Arab Republic of Egypt, Egyptian Network of High Energy Physics, Cairo, Egypt*

S. Bhowmik, A. Carvalho Antunes De Oliveira, R.K. Dewanjee, K. Ehataht, M. Kadastik, M. Raidal, C. Veelken

*National Institute of Chemical Physics and Biophysics, Tallinn, Estonia*

P. Eerola, H. Kirschenmann, J. Pekkanen, M. Voutilainen

*Department of Physics, University of Helsinki, Helsinki, Finland*

J. Havukainen, J.K. Heikkilä, T. Järvinen, V. Karimäki, R. Kinnunen, T. Lampén, K. Lassila-Perini, S. Laurila, S. Lehti, T. Lindén, P. Luukka, T. Mäenpää, H. Siikonen, E. Tuominen, J. Tuominiemi

*Helsinki Institute of Physics, Helsinki, Finland*

T. Tuuva

*Lappeenranta University of Technology, Lappeenranta, Finland*

M. Besancon, F. Couderc, M. Dejardin, D. Denegri, J.L. Faure, F. Ferri, S. Ganjour, A. Givernaud, P. Gras, G. Hamel de Monchenault, P. Jarry, C. Leloup, E. Locci, J. Malcles, G. Negro, J. Rander, A. Rosowsky, M.Ö. Sahin, M. Titov

*IRFU, CEA, Université Paris-Saclay, Gif-sur-Yvette, France*

A. Abdulsalam<sup>11</sup>, C. Amendola, I. Antropov, F. Beaudette, P. Busson, C. Charlot, R. Granier de Cassagnac, I. Kucher, S. Lisniak, A. Lobanov, J. Martin Blanco, M. Nguyen, C. Ochando, G. Ortona, P. Pigard, R. Salerno, J.B. Sauvan, Y. Sirois, A.G. Stahl Leiton, A. Zabi, A. Zghiche

*Laboratoire Leprince-Ringuet, Ecole polytechnique, CNRS/IN2P3, Université Paris-Saclay, Palaiseau, France*

J.-L. Agram<sup>12</sup>, J. Andrea, D. Bloch, J.-M. Brom, E.C. Chabert, V. Cherepanov, C. Collard, E. Conte<sup>12</sup>, J.-C. Fontaine<sup>12</sup>, D. Gelé, U. Goerlach, M. Jansová, A.-C. Le Bihan, N. Tonon, P. Van Hove

*Université de Strasbourg, CNRS, IPHC UMR 7178, Strasbourg, France*

S. Gadrat

*Centre de Calcul de l'Institut National de Physique Nucléaire et de Physique des Particules, CNRS/IN2P3, Villeurbanne, France*

S. Beauceron, C. Bernet, G. Boudoul, N. Chanon, R. Chierici, D. Contardo, P. Depasse, H. El Mamouni, J. Fay, L. Finco, S. Gascon, M. Gouzevitch, G. Grenier, B. Ille, F. Lagarde, I.B. Laktineh, H. Lattaud, M. Lethuillier, L. Mirabito, A.L. Pequegnot, S. Perries, A. Popov<sup>13</sup>, V. Sordini, M. Vander Donckt, S. Viret, S. Zhang

*Université de Lyon, Université Claude Bernard Lyon 1, CNRS-IN2P3, Institut de Physique Nucléaire de Lyon, Villeurbanne, France*

A. Khvedelidze<sup>7</sup>

*Georgian Technical University, Tbilisi, Georgia*

Z. Tsamalaidze<sup>7</sup>

*Tbilisi State University, Tbilisi, Georgia*

C. Autermann, L. Feld, M.K. Kiesel, K. Klein, M. Lipinski, M. Preuten, M.P. Rauch, C. Schomakers, J. Schulz, M. Teroerde, B. Wittmer, V. Zhukov<sup>13</sup>

*RWTH Aachen University, I. Physikalisches Institut, Aachen, Germany*

A. Albert, D. Duchardt, M. Endres, M. Erdmann, T. Esch, R. Fischer, S. Ghosh, A. Güth, T. Hebbeker, C. Heidemann, K. Hoepfner, H. Keller, S. Knutzen, L. Mastrolorenzo, M. Merschmeyer, A. Meyer, P. Millet, S. Mukherjee, T. Pook, M. Radziej, H. Reithler, M. Rieger, F. Scheuch, A. Schmidt, D. Teysier

*RWTH Aachen University, III. Physikalisches Institut A, Aachen, Germany*

G. Flügge, O. Hlushchenko, B. Kargoll, T. Kress, A. Künsken, T. Müller, A. Nehr Korn, A. Nowack, C. Pistone, O. Pooth, H. Sert, A. Stahl<sup>14</sup>

*RWTH Aachen University, III. Physikalisches Institut B, Aachen, Germany*

M. Aldaya Martin, T. Arndt, C. Asawatrangkuldee, I. Babounikau, K. Beernaert, O. Behnke, U. Behrens, A. Bermúdez Martínez, D. Bertsche, A.A. Bin Anuar, K. Borras<sup>15</sup>, V. Botta, A. Campbell, P. Connor, C. Contreras-Campana, F. Costanza, V. Danilov, A. De Wit, M.M. Defranichis, C. Diez Pardos, D. Domínguez Damiani, G. Eckerlin, T. Eichhorn, A. Elwood, E. Eren, E. Gallo<sup>16</sup>, A. Geiser, J.M. Grados Luyando, A. Grohsjean, P. Gunnellini, M. Guthoff, M. Haranko, A. Harb, J. Hauk, H. Jung, M. Kasemann, J. Keaveney, C. Kleinwort, J. Knolle, D. Krücker, W. Lange, A. Lelek, T. Lenz, K. Lipka, W. Lohmann<sup>17</sup>, R. Mankel, I.-A. Melzer-Pellmann, A.B. Meyer, M. Meyer, M. Missiroli, G. Mittag, J. Mnich, V. Myronenko, S.K. Pflitsch, D. Pitzl, A. Raspereza, M. Savitskyi, P. Saxena, P. Schütze, C. Schwanenberger, R. Shevchenko, A. Singh, N. Stefaniuk, H. Tholen, A. Vagnerini, G.P. Van Onsem, R. Walsh, Y. Wen, K. Wichmann, C. Wissing, O. Zenaiev

*Deutsches Elektronen-Synchrotron, Hamburg, Germany*

R. Aggleton, S. Bein, A. Benecke, V. Blobel, M. Centis Vignali, T. Dreyer, E. Garutti, D. Gonzalez, J. Haller, A. Hinemann, M. Hoffmann, A. Karavdina, G. Kasieczka, R. Klanner, R. Kogler, N. Kovalchuk, S. Kurz,

V. Kutzner, J. Lange, D. Marconi, J. Multhaupt, M. Niedziela, D. Nowatschin, A. Perieanu, A. Reimers, O. Rieger, C. Scharf, P. Schleper, S. Schumann, J. Schwandt, J. Sonneveld, H. Stadie, G. Steinbrück, F.M. Stober, M. Stöver, D. Troendle, E. Usai, A. Vanhoefer, B. Vormwald

*University of Hamburg, Hamburg, Germany*

M. Akbiyik, C. Barth, M. Baselga, S. Baur, E. Butz, R. Caspart, T. Chwalek, F. Colombo, W. De Boer, A. Dierlamm, N. Faltermann, B. Freund, M. Giffels, M.A. Harrendorf, F. Hartmann<sup>14</sup>, S.M. Heindl, U. Husemann, F. Kassel<sup>14</sup>, I. Katkov<sup>13</sup>, S. Kudella, H. Mildner, S. Mitra, M.U. Mozer, Th. Müller, M. Plagge, G. Quast, K. Rabbertz, M. Schröder, I. Shvetsov, G. Sieber, H.J. Simonis, R. Ulrich, S. Wayand, M. Weber, T. Weiler, S. Williamson, C. Wöhrmann, R. Wolf

*Karlsruher Institut fuer Technology, Germany*

G. Anagnostou, G. Daskalakis, T. Geralis, A. Kyriakis, D. Loukas, G. Paspalaki, I. Topsis-Giotis

*Institute of Nuclear and Particle Physics (INPP), NCSR Demokritos, Aghia Paraskevi, Greece*

G. Karathanasis, S. Kesisoglou, P. Kontaxakis, A. Panagiotou, N. Saoulidou, E. Tziaferi, K. Vellidis

*National and Kapodistrian University of Athens, Athens, Greece*

K. Kousouris, I. Papakrivopoulos, G. Tsipolitis

*National Technical University of Athens, Athens, Greece*

I. Evangelou, C. Foudas, P. Gianneios, P. Katsoulis, P. Kokkas, S. Mallios, N. Manthos, I. Papadopoulos, E. Paradas, J. Strologas, F.A. Triantis, D. Tsitsonis

*University of Ioánnina, Ioánnina, Greece*

M. Csanad, N. Filipovic, P. Major, M.I. Nagy, G. Pasztor, O. Surányi, G.I. Veres

*MTA-ELTE Lendület CMS Particle and Nuclear Physics Group, Eötvös Loránd University, Budapest, Hungary*

G. Bencze, C. Hajdu, D. Horvath<sup>18</sup>, Á. Hunyadi, F. Sikler, T.Á. Vámi, V. Veszpremi, G. Vesztergombi<sup>†</sup>

*Wigner Research Centre for Physics, Budapest, Hungary*

N. Beni, S. Czellar, J. Karacsi<sup>20</sup>, A. Makovec, J. Molnar, Z. Szillasi

*Institute of Nuclear Research ATOMKI, Debrecen, Hungary*

M. Bartók<sup>19</sup>, P. Raics, Z.L. Trocsanyi, B. Ujvari

*Institute of Physics, University of Debrecen, Debrecen, Hungary*

S. Choudhury, J.R. Komaragiri, P.C. Tiwari

*Indian Institute of Science (IISc), Bangalore, India*

S. Bahinipati<sup>21</sup>, C. Kar, P. Mal, K. Mandal, A. Nayak<sup>22</sup>, D.K. Sahoo<sup>21</sup>, S.K. Swain

*National Institute of Science Education and Research, HBNI, Bhubaneswar, India*

S. Bansal, S.B. Beri, V. Bhatnagar, S. Chauhan, R. Chawla, N. Dhingra, R. Gupta, A. Kaur, A. Kaur, M. Kaur, S. Kaur, R. Kumar, P. Kumari, M. Lohan, A. Mehta, K. Sandeep, S. Sharma, J.B. Singh, G. Walia

*Panjab University, Chandigarh, India*

A. Bhardwaj, B.C. Choudhary, R.B. Garg, M. Gola, S. Keshri, Ashok Kumar, S. Malhotra, M. Naimuddin, P. Priyanka, K. Ranjan, Aashaq Shah, R. Sharma

*University of Delhi, Delhi, India*

R. Bhardwaj<sup>23</sup>, M. Bharti, R. Bhattacharya, S. Bhattacharya, U. Bhawandeep<sup>23</sup>, D. Bhowmik, S. Dey, S. Dutt<sup>23</sup>, S. Dutta, S. Ghosh, K. Mondal, S. Nandan, A. Purohit, P.K. Rout, A. Roy, S. Roy Chowdhury, S. Sarkar, M. Sharan, B. Singh, S. Thakur<sup>23</sup>

*Saha Institute of Nuclear Physics, HBNI, Kolkata, India*

P.K. Behera

*Indian Institute of Technology Madras, Madras, India*

R. Chudasama, D. Dutta, V. Jha, V. Kumar, P.K. Netrakanti, L.M. Pant, P. Shukla

*Bhabha Atomic Research Centre, Mumbai, India*

T. Aziz, M.A. Bhat, S. Dugad, G.B. Mohanty, N. Sur, B. Sutar, Ravindra Kumar Verma

*Tata Institute of Fundamental Research-A, Mumbai, India*

S. Banerjee, S. Bhattacharya, S. Chatterjee, P. Das, M. Guhait, Sa. Jain, S. Kumar, M. Maity<sup>24</sup>, G. Majumder, K. Mazumdar, N. Sahoo, T. Sarkar<sup>24</sup>

*Tata Institute of Fundamental Research-B, Mumbai, India*

S. Chauhan, S. Dube, V. Hegde, A. Kapoor, K. Kotheekar, S. Pandey, A. Rane, S. Sharma

*Indian Institute of Science Education and Research (IISER), Pune, India*

S. Chenarani<sup>25</sup>, E. Eskandari Tadavani, S.M. Etesami<sup>25</sup>, M. Khakzad, M. Mohammadi Najafabadi, M. Naseri, F. Rezaei Hosseinabadi, B. Safarzadeh<sup>26</sup>, M. Zeinali

*Institute for Research in Fundamental Sciences (IPM), Tehran, Iran*

M. Felcini, M. Grunewald

*University College Dublin, Dublin, Ireland*

M. Abbrescia<sup>a,b</sup>, C. Calabria<sup>a,b</sup>, A. Colaleo<sup>a</sup>, D. Creanza<sup>a,c</sup>, L. Cristella<sup>a,b</sup>, N. De Filippis<sup>a,c</sup>, M. De Palma<sup>a,b</sup>, A. Di Florio<sup>a,b</sup>, F. Errico<sup>a,b</sup>, L. Fiore<sup>a</sup>, A. Gelmi<sup>a,b</sup>, G. Iaselli<sup>a,c</sup>, S. Lezki<sup>a,b</sup>, G. Maggi<sup>a,c</sup>, M. Maggi<sup>a</sup>, G. Miniello<sup>a,b</sup>, S. My<sup>a,b</sup>, S. Nuzzo<sup>a,b</sup>, A. Pompili<sup>a,b</sup>, G. Pugliese<sup>a,c</sup>, R. Radogna<sup>a</sup>, A. Ranieri<sup>a</sup>, G. Selvaggi<sup>a,b</sup>, A. Sharma<sup>a</sup>, L. Silvestris<sup>a,14</sup>, R. Venditti<sup>a</sup>, P. Verwilligen<sup>a</sup>, G. Zito<sup>a</sup>

<sup>a</sup> INFN Sezione di Bari, Bari, Italy

<sup>b</sup> Università di Bari, Bari, Italy

<sup>c</sup> Politecnico di Bari, Bari, Italy

G. Abbiendi<sup>a</sup>, C. Battilana<sup>a,b</sup>, D. Bonacorsi<sup>a,b</sup>, L. Borgonovi<sup>a,b</sup>, S. Braibant-Giacomelli<sup>a,b</sup>, L. Brigliadori<sup>a,b</sup>, R. Campanini<sup>a,b</sup>, P. Capiluppi<sup>a,b</sup>, A. Castro<sup>a,b</sup>, F.R. Cavallo<sup>a</sup>, S.S. Chhibra<sup>a,b</sup>, C. Ciocca<sup>a</sup>, G. Codispoti<sup>a,b</sup>, M. Cuffiani<sup>a,b</sup>, G.M. Dallavalle<sup>a</sup>, F. Fabbri<sup>a</sup>, A. Fanfani<sup>a,b</sup>, P. Giacomelli<sup>a</sup>, C. Grandi<sup>a</sup>, L. Guiducci<sup>a,b</sup>, S. Marcellini<sup>a</sup>, G. Masetti<sup>a</sup>, A. Montanari<sup>a</sup>, F.L. Navarria<sup>a,b</sup>, A. Perrotta<sup>a</sup>, A.M. Rossi<sup>a,b</sup>, T. Rovelli<sup>a,b</sup>, G.P. Siroli<sup>a,b</sup>, N. Tosi<sup>a</sup>

<sup>a</sup> INFN Sezione di Bologna, Bologna, Italy

<sup>b</sup> Università di Bologna, Bologna, Italy

S. Albergo<sup>a,b</sup>, A. Di Mattia<sup>a</sup>, R. Potenza<sup>a,b</sup>, A. Tricomi<sup>a,b</sup>, C. Tuve<sup>a,b</sup>

<sup>a</sup> INFN Sezione di Catania, Catania, Italy

<sup>b</sup> Università di Catania, Catania, Italy

G. Barbagli<sup>a</sup>, K. Chatterjee<sup>a,b</sup>, V. Ciulli<sup>a,b</sup>, C. Civinini<sup>a</sup>, R. D'Alessandro<sup>a,b</sup>, E. Focardi<sup>a,b</sup>, G. Latino, P. Lenzi<sup>a,b</sup>, M. Meschini<sup>a</sup>, S. Paoletti<sup>a</sup>, L. Russo<sup>a,27</sup>, G. Sguazzoni<sup>a</sup>, D. Strom<sup>a</sup>, L. Viliani<sup>a</sup>

<sup>a</sup> INFN Sezione di Firenze, Firenze, Italy

<sup>b</sup> Università di Firenze, Firenze, Italy



L. Benussi, S. Bianco, F. Fabbri, D. Piccolo, F. Primavera<sup>14</sup>

*INFN Laboratori Nazionali di Frascati, Frascati, Italy*

F. Ferro<sup>a</sup>, F. Ravera<sup>a,b</sup>, E. Robutti<sup>a</sup>, S. Tosi<sup>a,b</sup>

<sup>a</sup> *INFN Sezione di Genova, Genova, Italy*

<sup>b</sup> *Università di Genova, Genova, Italy*

A. Benaglia<sup>a</sup>, A. Beschi<sup>b</sup>, L. Brianza<sup>a,b</sup>, F. Brivio<sup>a,b</sup>, V. Ciriolo<sup>a,b,14</sup>, S. Di Guida<sup>a,b,14</sup>, M.E. Dinardo<sup>a,b</sup>, S. Fiorendi<sup>a,b</sup>, S. Gennai<sup>a</sup>, A. Ghezzi<sup>a,b</sup>, P. Govoni<sup>a,b</sup>, M. Malberti<sup>a,b</sup>, S. Malvezzi<sup>a</sup>, A. Massironi<sup>a,b</sup>, D. Menasce<sup>a</sup>, L. Moroni<sup>a</sup>, M. Paganoni<sup>a,b</sup>, D. Pedrini<sup>a</sup>, S. Ragazzi<sup>a,b</sup>, T. Tabarelli de Fatis<sup>a,b</sup>

<sup>a</sup> *INFN Sezione di Milano-Bicocca, Milano, Italy*

<sup>b</sup> *Università di Milano-Bicocca, Milano, Italy*

S. Buontempo<sup>a</sup>, N. Cavallo<sup>a,c</sup>, A. Di Crescenzo<sup>a,b</sup>, F. Fabozzi<sup>a,c</sup>, F. Fienga<sup>a</sup>, G. Galati<sup>a</sup>, A.O.M. Iorio<sup>a,b</sup>, W.A. Khan<sup>a</sup>, L. Lista<sup>a</sup>, S. Meola<sup>a,d,14</sup>, P. Paolucci<sup>a,14</sup>, C. Sciacca<sup>a,b</sup>, E. Voevodina<sup>a,b</sup>

<sup>a</sup> *INFN Sezione di Napoli, Napoli, Italy*

<sup>b</sup> *Università di Napoli 'Federico II', Napoli, Italy*

<sup>c</sup> *Università della Basilicata, Potenza, Italy*

<sup>d</sup> *Università G. Marconi, Roma, Italy*

P. Azzi<sup>a</sup>, N. Bacchetta<sup>a</sup>, L. Benato<sup>a,b</sup>, D. Bisello<sup>a,b</sup>, A. Boletti<sup>a,b</sup>, A. Bragagnolo, R. Carlin<sup>a,b</sup>, P. Checchia<sup>a</sup>, M. Dall'Osso<sup>a,b</sup>, P. De Castro Manzano<sup>a</sup>, T. Dorigo<sup>a</sup>, U. Dosselli<sup>a</sup>, F. Gasparini<sup>a,b</sup>, U. Gasparini<sup>a,b</sup>, A. Gozzelino<sup>a</sup>, S. Lacaprara<sup>a</sup>, P. Lujan, M. Margoni<sup>a,b</sup>, A.T. Meneguzzo<sup>a,b</sup>, P. Ronchese<sup>a,b</sup>, R. Rossin<sup>a,b</sup>, F. Simonetto<sup>a,b</sup>, A. Tiko, E. Torassa<sup>a</sup>, M. Zanetti<sup>a,b</sup>, P. Zotto<sup>a,b</sup>, G. Zumerle<sup>a,b</sup>

<sup>a</sup> *INFN Sezione di Padova, Padova, Italy*

<sup>b</sup> *Università di Padova, Padova, Italy*

<sup>c</sup> *Università di Trento, Trento, Italy*

A. Braghieri<sup>a</sup>, A. Magnani<sup>a</sup>, P. Montagna<sup>a,b</sup>, S.P. Ratti<sup>a,b</sup>, V. Re<sup>a</sup>, M. Ressegotti<sup>a,b</sup>, C. Riccardi<sup>a,b</sup>, P. Salvini<sup>a</sup>, I. Vai<sup>a,b</sup>, P. Vitulo<sup>a,b</sup>

<sup>a</sup> *INFN Sezione di Pavia, Pavia, Italy*

<sup>b</sup> *Università di Pavia, Pavia, Italy*

L. Alunni Solestizi<sup>a,b</sup>, M. Biasini<sup>a,b</sup>, G.M. Bilei<sup>a</sup>, C. Cecchi<sup>a,b</sup>, D. Ciangottini<sup>a,b</sup>, L. Fanò<sup>a,b</sup>, P. Lariccia<sup>a,b</sup>, E. Manoni<sup>a</sup>, G. Mantovani<sup>a,b</sup>, V. Mariani<sup>a,b</sup>, M. Menichelli<sup>a</sup>, A. Rossi<sup>a,b</sup>, A. Santocchia<sup>a,b</sup>, D. Spiga<sup>a</sup>

<sup>a</sup> *INFN Sezione di Perugia, Perugia, Italy*

<sup>b</sup> *Università di Perugia, Perugia, Italy*

K. Androsov<sup>a</sup>, P. Azzurri<sup>a</sup>, G. Bagliesi<sup>a</sup>, L. Bianchini<sup>a</sup>, T. Boccali<sup>a</sup>, L. Borrello, R. Castaldi<sup>a</sup>, M.A. Ciocci<sup>a,b</sup>, R. Dell'Orso<sup>a</sup>, G. Fedi<sup>a</sup>, L. Giannini<sup>a,c</sup>, A. Giassi<sup>a</sup>, M.T. Grippo<sup>a</sup>, F. Ligabue<sup>a,c</sup>, E. Manca<sup>a,c</sup>, G. Mandorli<sup>a,c</sup>, A. Messineo<sup>a,b</sup>, F. Palla<sup>a</sup>, A. Rizzi<sup>a,b</sup>, P. Spagnolo<sup>a</sup>, R. Tenchini<sup>a</sup>, G. Tonelli<sup>a,b</sup>, A. Venturi<sup>a</sup>, P.G. Verdini<sup>a</sup>

<sup>a</sup> *INFN Sezione di Pisa, Pisa, Italy*

<sup>b</sup> *Università di Pisa, Pisa, Italy*

<sup>c</sup> *Scuola Normale Superiore di Pisa, Pisa, Italy*

L. Barone<sup>a,b</sup>, F. Cavallari<sup>a</sup>, M. Cipriani<sup>a,b</sup>, N. Daci<sup>a</sup>, D. Del Re<sup>a,b</sup>, E. Di Marco<sup>a,b</sup>, M. Diemoz<sup>a</sup>, S. Gelli<sup>a,b</sup>, E. Longo<sup>a,b</sup>, B. Marzocchi<sup>a,b</sup>, P. Meridiani<sup>a</sup>, G. Organtini<sup>a,b</sup>, F. Pandolfi<sup>a</sup>, R. Paramatti<sup>a,b</sup>, F. Preiato<sup>a,b</sup>, S. Rahatlou<sup>a,b</sup>, C. Rovelli<sup>a</sup>, F. Santanastasio<sup>a,b</sup>

<sup>a</sup> *INFN Sezione di Roma, Rome, Italy*

<sup>b</sup> *Sapienza Università di Roma, Rome, Italy*

N. Amapane<sup>a,b</sup>, R. Arcidiacono<sup>a,c</sup>, S. Argiro<sup>a,b</sup>, M. Arneodo<sup>a,c</sup>, N. Bartosik<sup>a</sup>, R. Bellan<sup>a,b</sup>, C. Biino<sup>a</sup>, N. Cartiglia<sup>a</sup>, F. Cenna<sup>a,b</sup>, S. Cometti, M. Costa<sup>a,b</sup>, R. Covarelli<sup>a,b</sup>, N. Demaria<sup>a</sup>, B. Kiani<sup>a,b</sup>, C. Mariotti<sup>a</sup>, S. Maselli<sup>a</sup>, E. Migliore<sup>a,b</sup>, V. Monaco<sup>a,b</sup>, E. Monteil<sup>a,b</sup>, M. Monteno<sup>a</sup>, M.M. Obertino<sup>a,b</sup>, L. Pacher<sup>a,b</sup>

N. Pastrone<sup>a</sup>, M. Pelliccioni<sup>a</sup>, G.L. Pinna Angioni<sup>a,b</sup>, A. Romero<sup>a,b</sup>, M. Ruspa<sup>a,c</sup>, R. Sacchi<sup>a,b</sup>, K. Shchelina<sup>a,b</sup>, V. Sola<sup>a</sup>, A. Solano<sup>a,b</sup>, D. Soldi, A. Staiano<sup>a</sup>

<sup>a</sup> INFN Sezione di Torino, Torino, Italy

<sup>b</sup> Università di Torino, Torino, Italy

<sup>c</sup> Università del Piemonte Orientale, Novara, Italy

S. Belforte<sup>a</sup>, V. Candelise<sup>a,b</sup>, M. Casarsa<sup>a</sup>, F. Cossutti<sup>a</sup>, G. Della Ricca<sup>a,b</sup>, F. Vazzoler<sup>a,b</sup>, A. Zanetti<sup>a</sup>

<sup>a</sup> INFN Sezione di Trieste, Trieste, Italy

<sup>b</sup> Università di Trieste, Trieste, Italy

D.H. Kim, G.N. Kim, M.S. Kim, J. Lee, S. Lee, S.W. Lee, C.S. Moon, Y.D. Oh, S. Sekmen, D.C. Son, Y.C. Yang

*Kyungpook National University, Republic of Korea*

H. Kim, D.H. Moon, G. Oh

*Chonnam National University, Institute for Universe and Elementary Particles, Kwangju, Republic of Korea*

J. Goh, T.J. Kim

*Hanyang University, Seoul, Republic of Korea*

S. Cho, S. Choi, Y. Go, D. Gyun, S. Ha, B. Hong, Y. Jo, K. Lee, K.S. Lee, S. Lee, J. Lim, S.K. Park, Y. Roh

*Korea University, Seoul, Republic of Korea*

H.S. Kim

*Sejong University, Seoul, Republic of Korea*

J. Almond, J. Kim, J.S. Kim, H. Lee, K. Lee, K. Nam, S.B. Oh, B.C. Radburn-Smith, S.h. Seo, U.K. Yang, H.D. Yoo, G.B. Yu

*Seoul National University, Seoul, Republic of Korea*

D. Jeon, H. Kim, J.H. Kim, J.S.H. Lee, I.C. Park

*University of Seoul, Seoul, Republic of Korea*

Y. Choi, C. Hwang, J. Lee, I. Yu

*Sungkyunkwan University, Suwon, Republic of Korea*

V. Dudenas, A. Juodagalvis, J. Vaitkus

*Vilnius University, Vilnius, Lithuania*

I. Ahmed, Z.A. Ibrahim, M.A.B. Md Ali<sup>28</sup>, F. Mohamad Idris<sup>29</sup>, W.A.T. Wan Abdullah, M.N. Yusli, Z. Zolkapli

*National Centre for Particle Physics, Universiti Malaya, Kuala Lumpur, Malaysia*

H. Castilla-Valdez, E. De La Cruz-Burelo, M.C. Duran-Osuna, I. Heredia-De La Cruz<sup>30</sup>, R. Lopez-Fernandez, J. Mejia Guisao, R.I. Rabadan-Trejo, G. Ramirez-Sanchez, R. Reyes-Almanza, A. Sanchez-Hernandez

*Centro de Investigacion y de Estudios Avanzados del IPN, Mexico City, Mexico*

S. Carrillo Moreno, C. Oropeza Barrera, F. Vazquez Valencia

*Universidad Iberoamericana, Mexico City, Mexico*

J. Eysermans, I. Pedraza, H.A. Salazar Ibarguen, C. Uribe Estrada

*Benemerita Universidad Autonoma de Puebla, Puebla, Mexico*

**A. Morelos Pineda***Universidad Autónoma de San Luis Potosí, San Luis Potosí, Mexico***D. Krofcheck***University of Auckland, Auckland, New Zealand***S. Bheesette, P.H. Butler***University of Canterbury, Christchurch, New Zealand***A. Ahmad, M. Ahmad, M.I. Asghar, Q. Hassan, H.R. Hoorani, A. Saddique, M.A. Shah, M. Shoaib, M. Waqas***National Centre for Physics, Quaid-I-Azam University, Islamabad, Pakistan***H. Bialkowska, M. Bluj, B. Boimska, T. Frueboes, M. Górski, M. Kazana, K. Nawrocki, M. Szleper, P. Traczyk, P. Zalewski***National Centre for Nuclear Research, Swierk, Poland***K. Bunkowski, A. Byszuk<sup>31</sup>, K. Doroba, A. Kalinowski, M. Konecki, J. Krolikowski, M. Misiura, M. Olszewski, A. Pyskir, M. Walczak***Institute of Experimental Physics, Faculty of Physics, University of Warsaw, Warsaw, Poland***P. Bargassa, C. Beirão Da Cruz E Silva, A. Di Francesco, P. Faccioli, B. Galinhas, M. Gallinaro, J. Hollar, N. Leonardo, L. Lloret Iglesias, M.V. Nemallapudi, J. Seixas, G. Strong, O. Toldaiev, D. Vadrucio, J. Varela***Laboratório de Instrumentação e Física Experimental de Partículas, Lisboa, Portugal***M. Gavrilenko, A. Golunov, I. Golutvin, N. Gorbounov, I. Gorbunov, A. Kamenev, V. Karjavin, V. Korenkov, A. Lanev, A. Malakhov, V. Matveev<sup>32,33</sup>, P. Moisenz, V. Palichik, V. Perelygin, M. Savina, S. Shmatov, V. Smirnov, N. Voytishin, A. Zarubin***Joint Institute for Nuclear Research, Dubna, Russia***V. Golovtsov, Y. Ivanov, V. Kim<sup>34</sup>, E. Kuznetsova<sup>35</sup>, P. Levchenko, V. Murzin, V. Oreshkin, I. Smirnov, D. Sosnov, V. Sulimov, L. Uvarov, S. Vavilov, A. Vorobyev***Petersburg Nuclear Physics Institute, Gatchina (St. Petersburg), Russia***Yu. Andreev, A. Dermenev, S. Gninenko, N. Golubev, A. Karneyeu, M. Kirsanov, N. Krasnikov, A. Pashenkov, D. Tlisov, A. Toropin***Institute for Nuclear Research, Moscow, Russia***V. Epshteyn, V. Gavrilo, N. Lychkovskaya, V. Popov, I. Pozdnyakov, G. Safronov, A. Spiridonov, A. Stepenov, V. Stolin, M. Toms, E. Vlasov, A. Zhokin***Institute for Theoretical and Experimental Physics, Moscow, Russia***T. Aushev, A. Bylinkin<sup>33</sup>***Moscow Institute of Physics and Technology, Moscow, Russia***M. Chadeeva<sup>36</sup>, P. Parygin, D. Philippov, S. Polikarpov, E. Popova, V. Rusinov***National Research Nuclear University 'Moscow Engineering Physics Institute' (MEPhI), Moscow, Russia***V. Andreev, M. Azarkin<sup>33</sup>, I. Dremin<sup>33</sup>, M. Kirakosyan<sup>33</sup>, S.V. Rusakov, A. Terkulov***P.N. Lebedev Physical Institute, Moscow, Russia*

A. Baskakov, A. Belyaev, E. Boos, V. Bunichev, M. Dubinin<sup>37</sup>, L. Dudko, A. Ershov, A. Gribushin, V. Klyukhin, O. Kodolova, I. Lokhtin, I. Miagkov, S. Obraztsov, S. Petrushanko, V. Savrin

*Skobeltsyn Institute of Nuclear Physics, Lomonosov Moscow State University, Moscow, Russia*

V. Blinov<sup>38</sup>, T. Dimova<sup>38</sup>, L. Kardapoltsev<sup>38</sup>, D. Shtol<sup>38</sup>, Y. Skovpen<sup>38</sup>

*Novosibirsk State University (NSU), Novosibirsk, Russia*

I. Azhgirey, I. Bayshev, S. Bitiukov, D. Elumakhov, A. Godizov, V. Kachanov, A. Kalinin, D. Konstantinov, P. Mandrik, V. Petrov, R. Ryutin, S. Slabospitskii, A. Sobol, S. Troshin, N. Tyurin, A. Uzunian, A. Volkov

*State Research Center of Russian Federation, Institute for High Energy Physics of NRC "Kurchatov Institute", Protvino, Russia*

A. Babaev, S. Baidali

*National Research Tomsk Polytechnic University, Tomsk, Russia*

P. Adzic<sup>39</sup>, P. Cirkovic, D. Devetak, M. Dordevic, J. Milosevic

*University of Belgrade, Faculty of Physics and Vinca Institute of Nuclear Sciences, Belgrade, Serbia*

J. Alcaraz Maestre, A. Álvarez Fernández, I. Bachiller, M. Barrio Luna, J.A. Brochero Cifuentes, M. Cerrada, N. Colino, B. De La Cruz, A. Delgado Peris, C. Fernandez Bedoya, J.P. Fernández Ramos, J. Flix, M.C. Fouz, O. Gonzalez Lopez, S. Goy Lopez, J.M. Hernandez, M.I. Josa, D. Moran, A. Pérez-Calero Yzquierdo, J. Puerta Pelayo, I. Redondo, L. Romero, M.S. Soares, A. Triossi

*Centro de Investigaciones Energéticas Medioambientales y Tecnológicas (CIEMAT), Madrid, Spain*

C. Albajar, J.F. de Trocóniz

*Universidad Autónoma de Madrid, Madrid, Spain*

J. Cuevas, C. Erice, J. Fernandez Menendez, S. Folgueras, I. Gonzalez Caballero, J.R. González Fernández, E. Palencia Cortezon, V. Rodríguez Bouza, S. Sanchez Cruz, P. Vischia, J.M. Vizán García

*Universidad de Oviedo, Oviedo, Spain*

I.J. Cabrillo, A. Calderon, B. Chazin Quero, J. Duarte Campderros, M. Fernandez, P.J. Fernández Manteca, A. García Alonso, J. Garcia-Ferrero, G. Gomez, A. Lopez Virto, J. Marco, C. Martinez Rivero, P. Martinez Ruiz del Arbol, F. Matorras, J. Piedra Gomez, C. Prieels, T. Rodrigo, A. Ruiz-Jimeno, L. Scodellaro, N. Trevisani, I. Vila, R. Vilar Cortabitarte

*Instituto de Física de Cantabria (IFCA), CSIC-Universidad de Cantabria, Santander, Spain*

D. Abbaneo, B. Akgun, E. Auffray, P. Baillon, A.H. Ball, D. Barney, J. Bendavid, M. Bianco, A. Bocci, C. Botta, T. Camporesi, M. Cepeda, G. Cerminara, E. Chapon, Y. Chen, G. Cucciati, D. d'Enterria, A. Dabrowski, V. Daponte, A. David, A. De Roeck, N. Deelen, M. Dobson, T. du Pree, M. Dünser, N. Dupont, A. Elliott-Peisert, P. Everaerts, F. Fallavollita<sup>40</sup>, D. Fasanella, G. Franzoni, J. Fulcher, W. Funk, D. Gigi, A. Gilbert, K. Gill, F. Glege, D. Gulhan, J. Hegeman, V. Innocente, A. Jafari, P. Janot, O. Karacheban<sup>17</sup>, J. Kieseler, A. Kornmayer, M. Krammer<sup>1</sup>, C. Lange, P. Lecoq, C. Lourenço, L. Malgeri, M. Mannelli, F. Meijers, J.A. Merlin, S. Mersi, E. Meschi, P. Milenovic<sup>41</sup>, F. Moortgat, M. Mulders, J. Ngadiuba, S. Orfanelli, L. Orsini, F. Pantaleo<sup>14</sup>, L. Pape, E. Perez, M. Peruzzi, A. Petrilli, G. Petrucciani, A. Pfeiffer, M. Pierini, F.M. Pitters, D. Rabadý, A. Racz, T. Reis, G. Rolandi<sup>42</sup>, M. Rovere, H. Sakulin, C. Schäfer, C. Schwick, M. Seidel, M. Selvaggi, A. Sharma, P. Silva, P. Sphicas<sup>43</sup>, A. Stakia, J. Steggemann, M. Tosi, D. Treille, A. Tsiros, V. Veckalns<sup>44</sup>, W.D. Zeuner

*CERN, European Organization for Nuclear Research, Geneva, Switzerland*

W. Bertl<sup>†</sup>, L. Caminada<sup>45</sup>, K. Deiters, W. Erdmann, R. Horisberger, Q. Ingram, H.C. Kaestli, D. Kotlinski, U. Langenegger, T. Rohe, S.A. Wiederkehr

*Paul Scherrer Institut, Villigen, Switzerland*

M. Backhaus, L. Bäni, P. Berger, N. Chernyavskaya, G. Dissertori, M. Dittmar, M. Donegà, C. Dorfer, C. Grab, C. Heidegger, D. Hits, J. Hoss, T. Klijnsma, W. Luster mann, R.A. Manzoni, M. Marionneau, M.T. Meinhard, D. Meister, F. Micheli, P. Musella, F. Nessi-Tedaldi, J. Pata, F. Pauss, G. Perrin, L. Perrozzi, S. Pigazzini, M. Quittnat, M. Reichmann, D. Ruini, D.A. Sanz Becerra, M. Schönenberger, L. Shchutska, V.R. Tavolaro, K. Theofilatos, M.L. Vesterbacka Olsson, R. Wallny, D.H. Zhu

*ETH Zurich – Institute for Particle Physics and Astrophysics (IPA), Zurich, Switzerland*

T.K. Aarrestad, C. Amsler<sup>46</sup>, D. Brzhechko, M.F. Canelli, A. De Cosa, R. Del Burgo, S. Donato, C. Galloni, T. Hreus, B. Kilminster, I. Neutelings, D. Pinna, G. Rauco, P. Robmann, D. Salerno, K. Schweiger, C. Seitz, Y. Takahashi, A. Zucchetta

*Universität Zürich, Zurich, Switzerland*

Y.H. Chang, K.y. Cheng, T.H. Doan, Sh. Jain, R. Khurana, C.M. Kuo, W. Lin, A. Pozdnyakov, S.S. Yu

*National Central University, Chung-Li, Taiwan*

P. Chang, Y. Chao, K.F. Chen, P.H. Chen, W.-S. Hou, Arun Kumar, Y.y. Li, R.-S. Lu, E. Paganis, A. Psallidas, A. Steen, J.f. Tsai

*National Taiwan University (NTU), Taipei, Taiwan*

B. Asavapibhop, N. Srimanobhas, N. Suwonjandee

*Chulalongkorn University, Faculty of Science, Department of Physics, Bangkok, Thailand*

A. Bat, F. Boran, S. Cerci<sup>47</sup>, S. Damarseckin, Z.S. Demiroglu, C. Dozen, I. Dumanoglu, S. Girgis, G. Gokbulut, Y. Guler, E. Gurpinar, I. Hos<sup>48</sup>, E.E. Kangal<sup>49</sup>, O. Kara, A. Kayis Topaksu, U. Kiminsu, M. Oglakci, G. Onengut, K. Ozdemir<sup>50</sup>, S. Ozturk<sup>51</sup>, D. Sunar Cerci<sup>47</sup>, B. Tali<sup>47</sup>, U.G. Tok, S. Turkcapar, I.S. Zorbakir, C. Zorbilmez

*Çukurova University, Physics Department, Science and Art Faculty, Adana, Turkey*

B. Isildak<sup>52</sup>, G. Karapinar<sup>53</sup>, M. Yalvac, M. Zeyrek

*Middle East Technical University, Physics Department, Ankara, Turkey*

I.O. Atakisi, E. Gülmez, M. Kaya<sup>54</sup>, O. Kaya<sup>55</sup>, S. Tekten, E.A. Yetkin<sup>56</sup>

*Bogazici University, Istanbul, Turkey*

M.N. Agaras, S. Atay, A. Cakir, K. Cankocak, Y. Komurcu, S. Sen<sup>57</sup>

*Istanbul Technical University, Istanbul, Turkey*

B. Grynyov

*Institute for Scintillation Materials of National Academy of Science of Ukraine, Kharkov, Ukraine*

L. Levchuk

*National Scientific Center, Kharkov Institute of Physics and Technology, Kharkov, Ukraine*

F. Ball, L. Beck, J.J. Brooke, D. Burns, E. Clement, D. Cussans, O. Davignon, H. Flacher, J. Goldstein, G.P. Heath, H.F. Heath, L. Kreczko, D.M. Newbold<sup>58</sup>, S. Paramesvaran, B. Penning, T. Sakuma, D. Smith, V.J. Smith, J. Taylor, A. Titterton

*University of Bristol, Bristol, United Kingdom*

K.W. Bell, A. Belyaev<sup>59</sup>, C. Brew, R.M. Brown, D. Cieri, D.J.A. Cockerill, J.A. Coughlan, K. Harder, S. Harper, J. Linacre, E. Olaiya, D. Petyt, C.H. Shepherd-Themistocleous, A. Thea, I.R. Tomalin, T. Williams, W.J. Womersley

*Rutherford Appleton Laboratory, Didcot, United Kingdom*

G. Auzinger, R. Bainbridge, P. Bloch, J. Borg, S. Breeze, O. Buchmuller, A. Bundock, S. Casasso, D. Colling, L. Corpe, P. Dauncey, G. Davies, M. Della Negra, R. Di Maria, Y. Haddad, G. Hall, G. Iles, T. James, M. Komm, C. Laner, L. Lyons, A.-M. Magnan, S. Malik, A. Martelli, J. Nash<sup>60</sup>, A. Nikitenko<sup>6</sup>, V. Palladino, M. Pesaresi, A. Richards, A. Rose, E. Scott, C. Seez, A. Shtipliyski, G. Singh, M. Stoye, T. Strebler, S. Summers, A. Tapper, K. Uchida, T. Virdee<sup>14</sup>, N. Wardle, D. Winterbottom, J. Wright, S.C. Zenz

*Imperial College, London, United Kingdom*

J.E. Cole, P.R. Hobson, A. Khan, P. Kyberd, C.K. Mackay, A. Morton, I.D. Reid, L. Teodorescu, S. Zahid

*Brunel University, Uxbridge, United Kingdom*

K. Call, J. Dittmann, K. Hatakeyama, H. Liu, C. Madrid, B. McMaster, N. Pastika, C. Smith

*Baylor University, Waco, USA*

R. Bartek, A. Dominguez

*Catholic University of America, Washington DC, USA*

A. Buccilli, S.I. Cooper, C. Henderson, P. Rumerio, C. West

*The University of Alabama, Tuscaloosa, USA*

D. Arcaro, T. Bose, D. Gastler, D. Rankin, C. Richardson, J. Rohlf, L. Sulak, D. Zou

*Boston University, Boston, USA*

G. Benelli, X. Coubez, D. Cutts, M. Hadley, J. Hakala, U. Heintz, J.M. Hogan<sup>61</sup>, K.H.M. Kwok, E. Laird, G. Landsberg, J. Lee, Z. Mao, M. Narain, J. Pazzini, S. Piperov, S. Sagir<sup>62</sup>, R. Syarif, D. Yu

*Brown University, Providence, USA*

R. Band, C. Brainerd, R. Breedon, D. Burns, M. Calderon De La Barca Sanchez, M. Chertok, J. Conway, R. Conway, P.T. Cox, R. Erbacher, C. Flores, G. Funk, W. Ko, O. Kukral, R. Lander, C. Mclean, M. Mulhearn, D. Pellett, J. Pilot, S. Shalhout, M. Shi, D. Stolp, D. Taylor, K. Tos, M. Tripathi, Z. Wang, F. Zhang

*University of California, Davis, Davis, USA*

M. Bachtis, C. Bravo, R. Cousins, A. Dasgupta, A. Florent, J. Hauser, M. Ignatenko, N. Mccoll, S. Regnard, D. Saltzberg, C. Schnaible, V. Valuev

*University of California, Los Angeles, USA*

E. Bouvier, K. Burt, R. Clare, J.W. Gary, S.M.A. Ghiasi Shirazi, G. Hanson, G. Karapostoli, E. Kennedy, F. Lacroix, O.R. Long, M. Olmedo Negrete, M.I. Paneva, W. Si, L. Wang, H. Wei, S. Wimpenny, B.R. Yates

*University of California, Riverside, Riverside, USA*

J.G. Branson, S. Cittolin, M. Derdzinski, R. Gerosa, D. Gilbert, B. Hashemi, A. Holzner, D. Klein, G. Kole, V. Krutelyov, J. Letts, M. Masciovecchio, D. Olivito, S. Padhi, M. Pieri, M. Sani, V. Sharma, S. Simon, M. Tadel, A. Vartak, S. Wasserbaech<sup>63</sup>, J. Wood, F. Würthwein, A. Yagil, G. Zevi Della Porta

*University of California, San Diego, La Jolla, USA*

N. Amin, R. Bhandari, J. Bradmiller-Feld, C. Campagnari, M. Citron, A. Dishaw, V. Dutta, M. Franco Sevilla, L. Gouskos, R. Heller, J. Incandela, A. Ovcharova, H. Qu, J. Richman, D. Stuart, I. Suarez, S. Wang, J. Yoo

*University of California, Santa Barbara – Department of Physics, Santa Barbara, USA*

D. Anderson, A. Bornheim, J.M. Lawhorn, H.B. Newman, T.Q. Nguyen, M. Spiropulu, J.R. Vlimant, R. Wilkinson, S. Xie, Z. Zhang, R.Y. Zhu

*California Institute of Technology, Pasadena, USA*

M.B. Andrews, T. Ferguson, T. Mudholkar, M. Paulini, M. Sun, I. Vorobiev, M. Weinberg

*Carnegie Mellon University, Pittsburgh, USA*

J.P. Cumalat, W.T. Ford, F. Jensen, A. Johnson, M. Krohn, S. Leontsinis, E. MacDonald, T. Mulholland, K. Stenson, K.A. Ulmer, S.R. Wagner

*University of Colorado Boulder, Boulder, USA*

J. Alexander, J. Chaves, Y. Cheng, J. Chu, A. Datta, K. Mcdermott, N. Mirman, J.R. Patterson, D. Quach, A. Rinkevicius, A. Ryd, L. Skinnari, L. Soffi, S.M. Tan, Z. Tao, J. Thom, J. Tucker, P. Wittich, M. Zientek

*Cornell University, Ithaca, USA*

S. Abdullin, M. Albrow, M. Alyari, G. Apollinari, A. Apresyan, A. Apyan, S. Banerjee, L.A.T. Bauerdick, A. Beretvas, J. Berryhill, P.C. Bhat, G. Bolla<sup>†</sup>, K. Burkett, J.N. Butler, A. Canepa, G.B. Cerati, H.W.K. Cheung, F. Chlebana, M. Cremonesi, J. Duarte, V.D. Elvira, J. Freeman, Z. Gecse, E. Gottschalk, L. Gray, D. Green, S. Grünendahl, O. Gutsche, J. Hanlon, R.M. Harris, S. Hasegawa, J. Hirschauer, Z. Hu, B. Jayatilaka, S. Jindariani, M. Johnson, U. Joshi, B. Klima, M.J. Kortelainen, B. Kreis, S. Lammel, D. Lincoln, R. Lipton, M. Liu, T. Liu, J. Lykken, K. Maeshima, J.M. Marraffino, D. Mason, P. McBride, P. Merkel, S. Mrenna, S. Nahn, V. O'Dell, K. Pedro, C. Pena, O. Prokofyev, G. Rakness, L. Ristori, A. Savoy-Navarro<sup>64</sup>, B. Schneider, E. Sexton-Kennedy, A. Soha, W.J. Spalding, L. Spiegel, S. Stoynev, J. Strait, N. Strobbe, L. Taylor, S. Tkaczyk, N.V. Tran, L. Uplegger, E.W. Vaandering, C. Vernieri, M. Verzocchi, R. Vidal, M. Wang, H.A. Weber, A. Whitbeck

*Fermi National Accelerator Laboratory, Batavia, USA*

D. Acosta, P. Avery, P. Bortignon, D. Bourilkov, A. Brinkerhoff, L. Cadamuro, A. Carnes, M. Carver, D. Curry, R.D. Field, S.V. Gleyzer, B.M. Joshi, J. Konigsberg, A. Korytov, P. Ma, K. Matchev, H. Mei, G. Mitselmakher, K. Shi, D. Sperka, J. Wang, S. Wang

*University of Florida, Gainesville, USA*

Y.R. Joshi, S. Linn

*Florida International University, Miami, USA*

A. Ackert, T. Adams, A. Askew, S. Hagopian, V. Hagopian, K.F. Johnson, T. Kolberg, G. Martinez, T. Perry, H. Prosper, A. Saha, A. Santra, V. Sharma, R. Yohay

*Florida State University, Tallahassee, USA*

M.M. Baarmand, V. Bhopatkar, S. Colafranceschi, M. Hohlmann, D. Noonan, M. Rahmani, T. Roy, F. Yumiceva

*Florida Institute of Technology, Melbourne, USA*

M.R. Adams, L. Apanasevich, D. Berry, R.R. Betts, R. Cavanaugh, X. Chen, S. Dittmer, O. Evdokimov, C.E. Gerber, D.A. Hangal, D.J. Hofman, K. Jung, J. Kamin, C. Mills, I.D. Sandoval Gonzalez, M.B. Tonjes, N. Varelas, H. Wang, Z. Wu, J. Zhang

*University of Illinois at Chicago (UIC), Chicago, USA*

M. Alhusseini, B. Bilki<sup>65</sup>, W. Clarida, K. Dilsiz<sup>66</sup>, S. Durgut, R.P. Gandrajula, M. Haytmyradov, V. Khristenko, J.-P. Merlo, A. Mestvirishvili, A. Moeller, J. Nachtman, H. Ogul<sup>67</sup>, Y. Onel, F. Ozok<sup>68</sup>, A. Penzo, C. Snyder, E. Tiras, J. Wetzel

*The University of Iowa, Iowa City, USA*

B. Blumenfeld, A. Cocoros, N. Eminizer, D. Fehling, L. Feng, A.V. Gritsan, W.T. Hung, P. Maksimovic, J. Roskes, U. Sarica, M. Swartz, M. Xiao, C. You

*Johns Hopkins University, Baltimore, USA*

A. Al-bataineh, P. Baringer, A. Bean, S. Boren, J. Bowen, J. Castle, S. Khalil, A. Kropivnitskaya, D. Majumder, W. Mcbrayer, M. Murray, C. Rogan, S. Sanders, E. Schmitz, J.D. Tapia Takaki, Q. Wang

*The University of Kansas, Lawrence, USA*

A. Ivanov, K. Kaadze, D. Kim, Y. Maravin, D.R. Mendis, T. Mitchell, A. Modak, A. Mohammadi, L.K. Saini, N. Skhirtladze

*Kansas State University, Manhattan, USA*

F. Rebassoo, D. Wright

*Lawrence Livermore National Laboratory, Livermore, USA*

A. Baden, O. Baron, A. Belloni, S.C. Eno, Y. Feng, C. Ferraioli, N.J. Hadley, S. Jabeen, G.Y. Jeng, R.G. Kellogg, J. Kunkle, A.C. Mignerey, F. Ricci-Tam, Y.H. Shin, A. Skuja, S.C. Tonwar, K. Wong

*University of Maryland, College Park, USA*

D. Abercrombie, B. Allen, V. Azzolini, R. Barbieri, A. Baty, G. Bauer, R. Bi, S. Brandt, W. Busza, I.A. Cali, M. D'Alfonso, Z. Demiragli, G. Gomez Ceballos, M. Goncharov, P. Harris, D. Hsu, M. Hu, Y. Iiyama, G.M. Innocenti, M. Klute, D. Kovalskyi, Y.-J. Lee, A. Levin, P.D. Luckey, B. Maier, A.C. Marini, C. Mcginn, C. Mironov, S. Narayanan, X. Niu, C. Paus, C. Roland, G. Roland, G.S.F. Stephans, K. Sumorok, K. Tatar, D. Velicanu, J. Wang, T.W. Wang, B. Wyslouch, S. Zhaozhong

*Massachusetts Institute of Technology, Cambridge, USA*

A.C. Benvenuti, R.M. Chatterjee, A. Evans, P. Hansen, S. Kalafut, Y. Kubota, Z. Lesko, J. Mans, S. Nourbakhsh, N. Ruckstuhl, R. Rusack, J. Turkewitz, M.A. Wadud

*University of Minnesota, Minneapolis, USA*

J.G. Acosta, S. Oliveros

*University of Mississippi, Oxford, USA*

E. Avdeeva, K. Bloom, D.R. Claes, C. Fangmeier, F. Golf, R. Gonzalez Suarez, R. Kamalieddin, I. Kravchenko, J. Monroy, J.E. Siado, G.R. Snow, B. Stieger

*University of Nebraska-Lincoln, Lincoln, USA*

A. Godshalk, C. Harrington, I. Iashvili, A. Kharchilava, D. Nguyen, A. Parker, S. Rappoccio, B. Roozbahani

*State University of New York at Buffalo, Buffalo, USA*

G. Alverson, E. Barberis, C. Freer, A. Hortiangtham, D.M. Morse, T. Orimoto, R. Teixeira De Lima, T. Wamorkar, B. Wang, A. Wisecarver, D. Wood

*Northeastern University, Boston, USA*

S. Bhattacharya, O. Charaf, K.A. Hahn, N. Mucia, N. Odell, M.H. Schmitt, K. Sung, M. Trovato, M. Velasco

*Northwestern University, Evanston, USA*



R. Bucci, N. Dev, M. Hildreth, K. Hurtado Anampa, C. Jessop, D.J. Karmgard, N. Kellams, K. Lannon, W. Li, N. Loukas, N. Marinelli, F. Meng, C. Mueller, Y. Musienko<sup>32</sup>, M. Planer, A. Reinsvold, R. Ruchti, P. Siddireddy, G. Smith, S. Taroni, M. Wayne, A. Wightman, M. Wolf, A. Woodard

*University of Notre Dame, Notre Dame, USA*

J. Alimena, L. Antonelli, B. Bylsma, L.S. Durkin, S. Flowers, B. Francis, A. Hart, C. Hill, W. Ji, T.Y. Ling, W. Luo, B.L. Winer, H.W. Wulsin

*The Ohio State University, Columbus, USA*

S. Cooperstein, P. Elmer, J. Hardenbrook, P. Hebda, S. Higginbotham, A. Kalogeropoulos, D. Lange, M.T. Lucchini, J. Luo, D. Marlow, K. Mei, I. Ojalvo, J. Olsen, C. Palmer, P. Piroué, J. Salfeld-Nebgen, D. Stickland, C. Tully

*Princeton University, Princeton, USA*

S. Malik, S. Norberg

*University of Puerto Rico, Mayaguez, USA*

A. Barker, V.E. Barnes, S. Das, L. Gutay, M. Jones, A.W. Jung, A. Khatiwada, B. Mahakud, D.H. Miller, N. Neumeister, C.C. Peng, H. Qiu, J.F. Schulte, J. Sun, F. Wang, R. Xiao, W. Xie

*Purdue University, West Lafayette, USA*

T. Cheng, J. Dolen, N. Parashar

*Purdue University Northwest, Hammond, USA*

Z. Chen, K.M. Ecklund, S. Freed, F.J.M. Geurts, M. Guilbaud, M. Kilpatrick, W. Li, B. Michlin, B.P. Padley, J. Roberts, J. Rorie, W. Shi, Z. Tu, J. Zabel, A. Zhang

*Rice University, Houston, USA*

A. Bodek, P. de Barbaro, R. Demina, Y.t. Duh, J.L. Dulemba, C. Fallon, T. Ferbel, M. Galanti, A. Garcia-Bellido, J. Han, O. Hindrichs, A. Khukhunaishvili, K.H. Lo, P. Tan, R. Taus, M. Verzetti

*University of Rochester, Rochester, USA*

A. Agapitos, J.P. Chou, Y. Gershtein, T.A. Gómez Espinosa, E. Halkiadakis, M. Heindl, E. Hughes, S. Kaplan, R. Kunnawalkam Elayavalli, S. Kyriacou, A. Lath, R. Montalvo, K. Nash, M. Osherson, H. Saka, S. Salur, S. Schnetzer, D. Sheffield, S. Somalwar, R. Stone, S. Thomas, P. Thomassen, M. Walker

*Rutgers, The State University of New Jersey, Piscataway, USA*

A.G. Delannoy, J. Heideman, G. Riley, K. Rose, S. Spanier, K. Thapa

*University of Tennessee, Knoxville, USA*

O. Bouhali<sup>69</sup>, A. Castaneda Hernandez<sup>69</sup>, A. Celik, M. Dalchenko, M. De Mattia, A. Delgado, S. Dildick, R. Eusebi, J. Gilmore, T. Huang, T. Kamon<sup>70</sup>, S. Luo, R. Mueller, Y. Pakhotin, R. Patel, A. Perloff, L. Perniè, D. Rathjens, A. Safonov, A. Tatarinov

*Texas A&M University, College Station, USA*

N. Akchurin, J. Damgov, F. De Guio, P.R. Duderov, S. Kunori, K. Lamichhane, S.W. Lee, T. Mengke, S. Muthumuni, T. Peltola, S. Undleeb, I. Volobouev, Z. Wang

*Texas Tech University, Lubbock, USA*

S. Greene, A. Gurrola, R. Janjam, W. Johns, C. Maguire, A. Melo, H. Ni, K. Padeken, J.D. Ruiz Alvarez, P. Sheldon, S. Tuo, J. Velkovska, M. Verweij, Q. Xu

*Vanderbilt University, Nashville, USA*

M.W. Arenton, P. Barria, B. Cox, R. Hirosky, M. Joyce, A. Ledovskoy, H. Li, C. Neu, T. Sinthuprasith, Y. Wang, E. Wolfe, F. Xia

*University of Virginia, Charlottesville, USA*

R. Harr, P.E. Karchin, N. Poudyal, J. Sturdy, P. Thapa, S. Zaleski

*Wayne State University, Detroit, USA*

M. Brodski, J. Buchanan, C. Caillol, D. Carlsmith, S. Dasu, L. Dodd, S. Duric, B. Gomber, M. Grothe, M. Herndon, A. Hervé, U. Hussain, P. Klabbers, A. Lanaro, A. Levine, K. Long, R. Loveless, T. Ruggles, A. Savin, N. Smith, W.H. Smith, N. Woods

*University of Wisconsin–Madison, Madison, WI, USA*

<sup>†</sup> Deceased.

<sup>1</sup> Also at Vienna University of Technology, Vienna, Austria.

<sup>2</sup> Also at IRFU, CEA, Université Paris-Saclay, Gif-sur-Yvette, France.

<sup>3</sup> Also at Universidade Estadual de Campinas, Campinas, Brazil.

<sup>4</sup> Also at Federal University of Rio Grande do Sul, Porto Alegre, Brazil.

<sup>5</sup> Also at Université Libre de Bruxelles, Bruxelles, Belgium.

<sup>6</sup> Also at Institute for Theoretical and Experimental Physics, Moscow, Russia.

<sup>7</sup> Also at Joint Institute for Nuclear Research, Dubna, Russia.

<sup>8</sup> Now at British University in Egypt, Cairo, Egypt.

<sup>9</sup> Also at Zewail City of Science and Technology, Zewail, Egypt.

<sup>10</sup> Now at Helwan University, Cairo, Egypt.

<sup>11</sup> Also at Department of Physics, King Abdulaziz University, Jeddah, Saudi Arabia.

<sup>12</sup> Also at Université de Haute Alsace, Mulhouse, France.

<sup>13</sup> Also at Skobeltsyn Institute of Nuclear Physics, Lomonosov Moscow State University, Moscow, Russia.

<sup>14</sup> Also at CERN, European Organization for Nuclear Research, Geneva, Switzerland.

<sup>15</sup> Also at RWTH Aachen University, III. Physikalisches Institut A, Aachen, Germany.

<sup>16</sup> Also at University of Hamburg, Hamburg, Germany.

<sup>17</sup> Also at Brandenburg University of Technology, Cottbus, Germany.

<sup>18</sup> Also at Institute of Nuclear Research ATOMKI, Debrecen, Hungary.

<sup>19</sup> Also at MTA-ELTE Lendület CMS Particle and Nuclear Physics Group, Eötvös Loránd University, Budapest, Hungary.

<sup>20</sup> Also at Institute of Physics, University of Debrecen, Debrecen, Hungary.

<sup>21</sup> Also at Indian Institute of Technology Bhubaneswar, Bhubaneswar, India.

<sup>22</sup> Also at Institute of Physics, Bhubaneswar, India.

<sup>23</sup> Also at Shoolini University, Solan, India.

<sup>24</sup> Also at University of Visva-Bharati, Santiniketan, India.

<sup>25</sup> Also at Isfahan University of Technology, Isfahan, Iran.

<sup>26</sup> Also at Plasma Physics Research Center, Science and Research Branch, Islamic Azad University, Tehran, Iran.

<sup>27</sup> Also at Università degli Studi di Siena, Siena, Italy.

<sup>28</sup> Also at International Islamic University of Malaysia, Kuala Lumpur, Malaysia.

<sup>29</sup> Also at Malaysian Nuclear Agency, MOSTI, Kajang, Malaysia.

<sup>30</sup> Also at Consejo Nacional de Ciencia y Tecnología, Mexico city, Mexico.

<sup>31</sup> Also at Warsaw University of Technology, Institute of Electronic Systems, Warsaw, Poland.

<sup>32</sup> Also at Institute for Nuclear Research, Moscow, Russia.

<sup>33</sup> Now at National Research Nuclear University 'Moscow Engineering Physics Institute' (MEPhI), Moscow, Russia.

<sup>34</sup> Also at St. Petersburg State Polytechnical University, St. Petersburg, Russia.

<sup>35</sup> Also at University of Florida, Gainesville, USA.

<sup>36</sup> Also at P.N. Lebedev Physical Institute, Moscow, Russia.

<sup>37</sup> Also at California Institute of Technology, Pasadena, USA.

<sup>38</sup> Also at Budker Institute of Nuclear Physics, Novosibirsk, Russia.

<sup>39</sup> Also at Faculty of Physics, University of Belgrade, Belgrade, Serbia.

<sup>40</sup> Also at INFN Sezione di Pavia <sup>a</sup>, Università di Pavia <sup>b</sup>, Pavia, Italy.

<sup>41</sup> Also at University of Belgrade, Faculty of Physics and Vinca Institute of Nuclear Sciences, Belgrade, Serbia.

<sup>42</sup> Also at Scuola Normale e Sezione dell'INFN, Pisa, Italy.

<sup>43</sup> Also at National and Kapodistrian University of Athens, Athens, Greece.

<sup>44</sup> Also at Riga Technical University, Riga, Latvia.

<sup>45</sup> Also at Universität Zürich, Zurich, Switzerland.

<sup>46</sup> Also at Stefan Meyer Institute for Subatomic Physics (SMI), Vienna, Austria.

<sup>47</sup> Also at Adiyaman University, Adiyaman, Turkey.

<sup>48</sup> Also at Istanbul Aydin University, Istanbul, Turkey.

<sup>49</sup> Also at Mersin University, Mersin, Turkey.

<sup>50</sup> Also at Piri Reis University, Istanbul, Turkey.

<sup>51</sup> Also at Gaziosmanpasa University, Tokat, Turkey.

<sup>52</sup> Also at Ozyegin University, Istanbul, Turkey.

- <sup>53</sup> Also at Izmir Institute of Technology, Izmir, Turkey.
- <sup>54</sup> Also at Marmara University, Istanbul, Turkey.
- <sup>55</sup> Also at Kafkas University, Kars, Turkey.
- <sup>56</sup> Also at Istanbul Bilgi University, Istanbul, Turkey.
- <sup>57</sup> Also at Hacettepe University, Ankara, Turkey.
- <sup>58</sup> Also at Rutherford Appleton Laboratory, Didcot, United Kingdom.
- <sup>59</sup> Also at School of Physics and Astronomy, University of Southampton, Southampton, United Kingdom.
- <sup>60</sup> Also at Monash University, Faculty of Science, Clayton, Australia.
- <sup>61</sup> Also at Bethel University, St. Paul, USA.
- <sup>62</sup> Also at Karamanoğlu Mehmetbey University, Karaman, Turkey.
- <sup>63</sup> Also at Utah Valley University, Orem, USA.
- <sup>64</sup> Also at Purdue University, West Lafayette, USA.
- <sup>65</sup> Also at Beykent University, Istanbul, Turkey.
- <sup>66</sup> Also at Bingol University, Bingol, Turkey.
- <sup>67</sup> Also at Sinop University, Sinop, Turkey.
- <sup>68</sup> Also at Mimar Sinan University, Istanbul, Istanbul, Turkey.
- <sup>69</sup> Also at Texas A&M University at Qatar, Doha, Qatar.
- <sup>70</sup> Also at Kyungpook National University, Daegu, Republic of Korea.