



ALMA MATER STUDIORUM
UNIVERSITÀ DI BOLOGNA

ARCHIVIO ISTITUZIONALE
DELLA RICERCA

Alma Mater Studiorum Università di Bologna Archivio istituzionale della ricerca

Longitudinally segmented shashlik calorimeters with SiPM readout

This is the final peer-reviewed author's accepted manuscript (postprint) of the following publication:

Published Version:

Longitudinally segmented shashlik calorimeters with SiPM readout / Berra, A.; Cecchini, S.; Cindolo, F.; Ferdinando, D. Di; Jollet, C.; Longhin, A.; Ludovici, L.; Mandrioli, G.; Mauri, N.; Meregaglia, A.; Paoloni, A.; Pasqualini, L.; Patrizii, L.; Pozzato, M.; Pupilli, F.; Prest, M.; Sirri, G.; Terranova, F.; Vallazza, E.; Votano, L.. - In: NUCLEAR INSTRUMENTS & METHODS IN PHYSICS RESEARCH. SECTION A, ACCELERATORS, SPECTROMETERS, DETECTORS AND ASSOCIATED EQUIPMENT. - ISSN 0168-9002. - STAMPA. - 845:(2017), pp. 511-514. [10.1016/j.nima.2016.04.025]

This version is available at: <https://hdl.handle.net/11585/627219> since: 2020-01-24

Published:

DOI: <http://doi.org/10.1016/j.nima.2016.04.025>

Terms of use:

Some rights reserved. The terms and conditions for the reuse of this version of the manuscript are specified in the publishing policy. For all terms of use and more information see the publisher's website.

This item was downloaded from IRIS Università di Bologna (<https://cris.unibo.it/>).
When citing, please refer to the published version.

(Article begins on next page)

This is the final peer-reviewed accepted manuscript of:

Berra, A., Cecchini, S., Cindolo, F., Ferdinando, D.D., Jollet, C., Longhin, A., Ludovici, L., Mandrioli, G., Mauri, N., Meregaglia, A., Paoloni, A., Pasqualini, L., Patrizii, L., Pozzato, M., Pupilli, F., Prest, M., Sirri, G., Terranova, F., Vallazza, E., Votano, L., Longitudinally segmented shashlik calorimeters with SiPM readout. Nuclear Instruments and Methods in Physics Research, Section A: Accelerators, Spectrometers, Detectors and Associated Equipment, Volume 845 (2017), 511-514.

The final published version is available online at:

<https://doi.org/10.1016/j.nima.2016.04.025>

© 2017. This manuscript version is made available under the Creative Commons Attribution-NonCommercial-NoDerivs (CC BY-NC-ND) 4.0 International License (<http://creativecommons.org/licenses/by-nc-nd/4.0/>)

Longitudinally segmented shashlik calorimeters with SiPM readout

A. Berra^{a,b}, S. Cecchini^c, F. Cindolo^c, D. Di Ferdinando^c, C. Jollet^d,
A. Longhin^e, L. Ludovici^f, G. Mandrioli^c, N. Mauri^c, A. Meregaglia^d,
A. Paoloni^e, L. Pasqualini^g, L. Patrizii^c, M. Pozzato^c, F. Pupilli^e, M. Prest^{a,b},
G. Sirri^c, F. Terranova^{b,h}, E. Vallazzaⁱ, L. Votano^e

^aUniversità degli Studi dell'Insubria, Via Valleggio, 11 - 22100 Como, Italy

^bINFN sezione di Milano Bicocca, Piazza della Scienza, 3 - 20126 Milano, Italy

^cINFN sezione di Bologna, Viale Bertini Pichat, 6/2 - 40127 Bologna, Italy

^dIPHC, Université de Strasbourg, CNRS/IN2P3, Strasbourg, France

^eINFN Laboratori Nazionali di Frascati, Via Enrico Fermi, 40 - 00044 Frascati (RM), Italy

^fINFN sezione di Roma, Piazzale Aldo Moro, 2 - 00185 Roma, Italy

^gUniversità di Bologna, Dipartimento di Fisica, Via Irnerio, 46 - 40126 Bologna, Italy

^hUniversità degli Studi di Milano Bicocca, Dipartimento di Fisica, Piazza della Scienza, 3 -

20126 Milano, Italy

ⁱINFN sezione di Trieste, Via Valerio, 2 - 34127 Trieste, Italy

Abstract

The goal of the INFN SCENTT R&D project is to develop the calorimeter technologies for the instrumentation of decay tunnels in conventional neutrino beams. This instrumentation is required to achieve a substantial improvement in the uncertainty on neutrino fluxes for the next generation cross section experiments. In particular, we are designing a positron tagger based on purely calorimetric techniques that is able to measure the rate and the spectrum of the positrons produced in the $K^+ \rightarrow e^+\pi^0\nu_e$ decay. The ν_e flux is inferred from the positron rate in the decay tunnel. Considering the large dimensions of the tagger, the most cost effective technology is based on small modules of Fe/Scintillator shashlik calorimeters, with adequate segmentation and energy resolution to efficiently tag the positrons over the charged pion background. This contribution presents preliminary results obtained with two shashlik calorimeter prototypes readout with an array of Silicon PhotoMultipliers and tested at the CERN PS-T9 beamline.

Keywords: Calorimeter, Neutrino, Silicon Photomultipliers

1. High precision cross sections in neutrino physics

To meet the challenges of the next generation of oscillation experiments, novel techniques must be developed to substantially reduce uncertainties on cross sections and, in general, to provide a superior characterization of the artificial neutrino sources at the GeV scale.

At present, the main systematics affecting absolute neutrino cross section measurements are due to the knowledge of the initial neutrino flux. Since the yield of ν_μ cannot be monitored by counting the number of parent pions, flux estimation mostly relies on extrapolations from hadro-production data and Monte Carlo simulations. This approach limits the maximum achievable precision on the neutrino cross section to $\sim 10\%$.

The most straightforward technique to bring flux systematics below 1% for ν_e cross section measurements is based on the three-body semileptonic decays of charged kaons. The $K^+ \rightarrow e^+ \pi^0 \nu_e$ (K_{e3}) decay offers a pure source of ν_e that can be measured very precisely monitoring the positrons in the decay tunnel [1, 2]. This is a standard technique used in kaon physics experiments but it has never been upscaled to the intensities required by neutrino physics due to the large rates. Cross section experiments, however, do not need an event-by-event tag of the kaons: if the K_{e3} decay is the only source of ν_e , monitoring the local positron production rate along the decay tunnel is enough to lower the ν_e yield uncertainty to the % level.

The design of a beamline where the only source of ν_e is the K_{e3} decay can be obtained increasing the average momentum of the selected secondaries and reducing the length of the decay tunnel. On the other hand, the positron identification against the background of charged pions and converted photons requires fast calorimeters with longitudinal segmentation. Considering that a large positron efficiency is only reached if a significant fraction of the decay tunnel is instrumented, the detector choice must be very cost-effective.

The SCENTT R&D is focused on cheap, compact and longitudinally sampled shashlik calorimeters readout by Silicon PhotoMultipliers (SiPMs) [3]. The

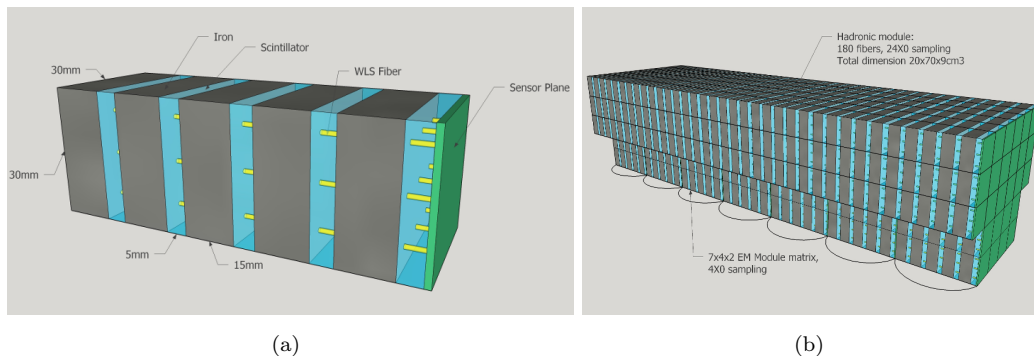


Figure 1: Scheme of the shashlik module (a) and of the complete calorimeter assembly (b) designed by the SCENTT collaboration.

baseline elements of the calorimeter are the following [2]:

- small ($3 \times 3 \text{ cm}^2$ area, $\sim 4 X_0$) Fe/Scintillator shashlik modules, each readout by 9 wavelength shifter fibers (WLS) and 9 SiPMs (Fig. 1a);
- the small modules will be arranged in a $7 \times 2 \times 4$ matrix in order to contain the EM showers up to a few GeV (Fig. 1b);
- a larger shashlik module with a coarser longitudinal segmentation will be placed on top of the EM layers to contain the hadronic showers (for a total of $3.1 \lambda_I$);
- the readout electronics will be based on waveform digitizers to cope with the expected particle rate of 500 kHz/cm^2 .

This design poses tight constraints both to the mechanics and to the front-end electronics:

- the electronic layer where the SiPMs are hosted must be as thin as possible, in order to reduce the dead zones of the calorimeter;
- considering their position in the middle of the EM showers, the SiPMs must withstand a moderate radiation damage (1.3 kGy) and must be insensitive to nuclear counter effects [4];

- to reduce the number of channels, the signals of the 9 SiPMs of the EM modules will be summed together without amplification. The single cell gain and the intrinsic photodetection efficiency (PDE) of the SiPMs should be large enough to ensure sensitivity to MIPs;
- given the large number of channels, particular attention will be paid on the selection of the sampling frequency and resolution of the waveform digitizers, trying to reduce as much as possible the cost per channel.

This contribution describes the preliminary results in terms of energy resolution obtained with two shashlik calorimeter modules. The modules are readout using an array of SiPMs. The calorimeters have been tested at CERN on the PS-T9 beamline using a mixed beam composed of muons, pions and electrons in the 1–5 GeV energy range.

2. The shashlik prototypes

The shashlik calorimeter prototypes are a modified version of the calorimeter tested by the FACTOR collaboration in 2009 [5]: they consists of two modules (from now on mod.A and mod.B) of 40 8×8 cm², 3.3 mm thick tiles of lead and plastic scintillator (20/20 lead/scintillator), for a total of $\sim 12 X_0$ (Fig. 2). The light readout is performed by means of 64 0.8 mm Kuraray-Y11 WLS fibers: mod.B is longitudinally segmented by WLS fibers with different lengths (the whole calorimeter length and only the second half of it), while mod.A is equipped only with full length fibers.

The WLS fibers are collected in a plastic holder, which is used also as a mechanical support for the electronic board hosting the SiPMs. 64 SiPMs manufactured by Advansid in a plastic SMD package (model ASD-RGB1C-P, 40×40 μm^2 cells) are soldered on a custom PCB, directly interfaced to the calorimeter in order to minimize as much as possible the dead zones. The electronic board provides the signal routing of the SiPMs through MCX connectors and four independent biases, corresponding to four different regions of




Figure 2: Picture of the calorimeter prototype.

the board: the SiPMs have been previously selected, grouping the devices with the same breakdown voltage in the same bias zone in order to provide the same overvoltage to all SiPMs with an accuracy of 0.1 V. The 64 SiPMs can be read-out independently, or summed together in groups of four, reducing the number
80 of readout channels to 16: the summed configuration can be selected switching the jumpers on the board itself.

3. Experimental setup and DAQ

The shashlik calorimeter prototypes have been tested at CERN on the PS-T9 beamline using a mixed beam of muons, pions and electrons up to 5 GeV.
85 The experimental setup on the T9 beamline (Fig. 3) consists of:

- one Cherenkov detector for the electron tagging;
- two silicon strip beam chambers [6] for the track reconstruction with a spatial resolution of $\sim 30 \mu\text{m}$;
- a $10 \times 10 \text{ cm}^2$ plastic scintillator for the trigger;
- 90 • the calorimeter modules, hosted inside a darkened metal box.

The DAQ system was a standard VME system controlled by a SBS Bit3 model 620 bridge¹, optically linked to a Linux PC-system. The calorimeter

¹SBS Technologies Inc., US, <http://www.ge-ip.com>




Figure 3: Picture of the experimental setup on the T9 beamline.

signal readout was performed with a charge integrating ADC (mod. V792 QDC, CAEN), delaying the signals by 120 ns to cope with the integration gate.

95 4. Results

Events are pre-selected using the information provided by the silicon strip detectors. Only single track events impinging on a $4 \times 4 \text{ cm}^2$ fiducial area are retained. The electron events are then tagged using the information provided by the Cherenkov detector. The plots of the electrons energy deposit in the calorimeter are fitted with a Crystal Ball [7] function, whose mean and sigma values are used to compute the linearity and energy resolution. The linearity and resolution results for mod.A, obtained with a SiPM overvoltage of 5 V, are presented in Figs. 4 and 5. The energy resolution data points are fitted with a $\frac{\sigma_E}{E} = \frac{S}{\sqrt{E}} \oplus C$ function, where S and C represent the stochastic and constant terms; more details on the physical meaning of these parameters can be found in [8].

It can be noted that the output of the summed SiPM induces non-negligible saturation effects from 4 GeV. The collected signals show deviations from the linearity of the order of 2% at 4 GeV and 8% at 5 GeV. This effect is partially due to the limited shower containment of the calorimeter (at 5 GeV the containment of the two modules is only 83%) and to the relative small number of available pixels in the SiPMs. This problem will be solved in the SCENTT modules with a careful selection of the SiPM dynamic range, employing SiPMs with smaller cells. The stochastic energy resolution term amounts to $\sim 13\%$ and is

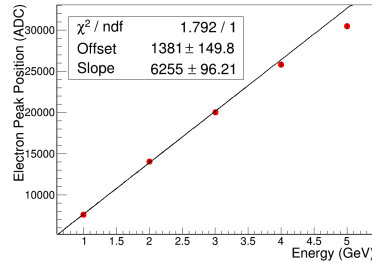


Figure 4: Calorimeter energy linearity, mod.A.

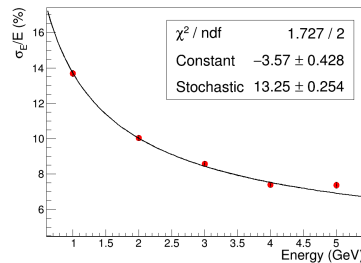


Figure 5: Calorimeter energy resolution, mod.A.

115 dominated by the sampling term of the calorimeter. The large constant term is mostly due to the longitudinal shower leakage. The new readout scheme shows better performance than the bundling scheme employed in [5] due to the larger fiber cross sectional area covered by the SiPM.

In Fig. 6, the energy resolution of mod.B is shown as a function of the
 120 energy. The increase of the stochastic term with respect to mod.A (from $\sim 13\%$ to $\sim 16\%$) is due to the non uniform sampling of the shower and to the reduced amount of collected light.

However, the light collected by short and long fibers provides information on the longitudinal development of the shower. Fig. 7 presents the signal collected
 125 by long versus short fibers: the regions populated by electrons, pions and MIPs (non showering pions and muons) are clearly visible.

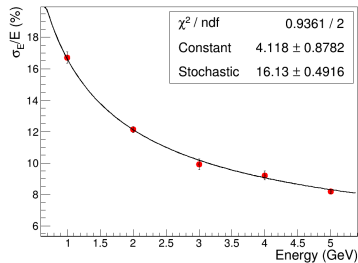


Figure 6: Calorimeter energy resolution, mod.B.

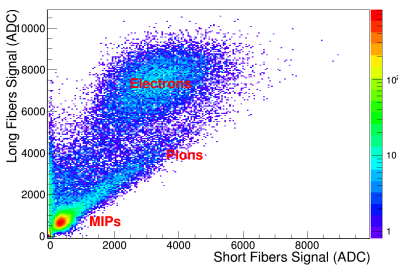


Figure 7: Scatter plot of the long and short fibers signals, mod.B.

5. Conclusions and outlook

Two prototypes of shashlik calorimeters with an embedded compact readout system based on SiPMs without fiber bundling have been tested on the CERN
 130 PS-T9 beamline. The prototypes have been characterized in terms of linearity and energy resolution. These tests represent the first step towards the assembly of an ultra-compact shashlik module that will be developed by the SCENTT collaboration as the basic block for large calorimeter systems. The results obtained in terms of energy resolution demonstrate that the new readout is an effective
 135 replacement for the standard systems based on fiber bundling, substantially improving the compactness of the calorimeter. The complete characterization analysis of mod.A and B is in progress [9] and two beamtests are planned in 2016 with the SCENTT modules.

6. Acknowledgments

140 This project has received funding from the European Unions Horizon 2020
Research and Innovation programme under Grant Agreement no. 654168. We
would also like to thank the PS staff, in particular Henric Wilkens and Lau
Gatignon for the support during the data taking on the PS-T9 beamline.

References

- 145 [1] A. Longhin, L. Ludovici and F. Terranova, *Eur. Phys. J. C* **75** (2015) 155;
- [2] A. Berra *et. al.*, arXiv:1512.08202 [hep-ex];
- [3] The neutrino physics opportunities and the general technology for non-
conventional kaon-tagged neutrino beams will be developed in the frame-
work of the EU Horizon 2020 Project ENUBET (ERC Consolidator Grant
150 2015, PI: Andrea Longhin);
- [4] D. Renker and E. Lorenz, *Journal of Instr.* **4** (2009) P04004;
- [5] A. Berra *et. al.*, *IEEE Trans. Nucl. Sci.* **58** (2011) 1297-1307;
- [6] M. Prest *et. al.*, *Nucl. Instr. and Meth. in Phys. Res. A* **501** (2003) 280-287;
- [7] T. Skwarnicki, DESY F31-86-02 (1986), Ph.D Thesis, Appendix E;
- 155 [8] C. W. Fabjan and F. Gianotti, *Rev. Mod. Phys.* **75** (2003) 1243-1286;
- [9] A. Berra *et. al.*, “A compact light readout system for longitudinally seg-
mented shashlik calorimeters”, in preparation.