


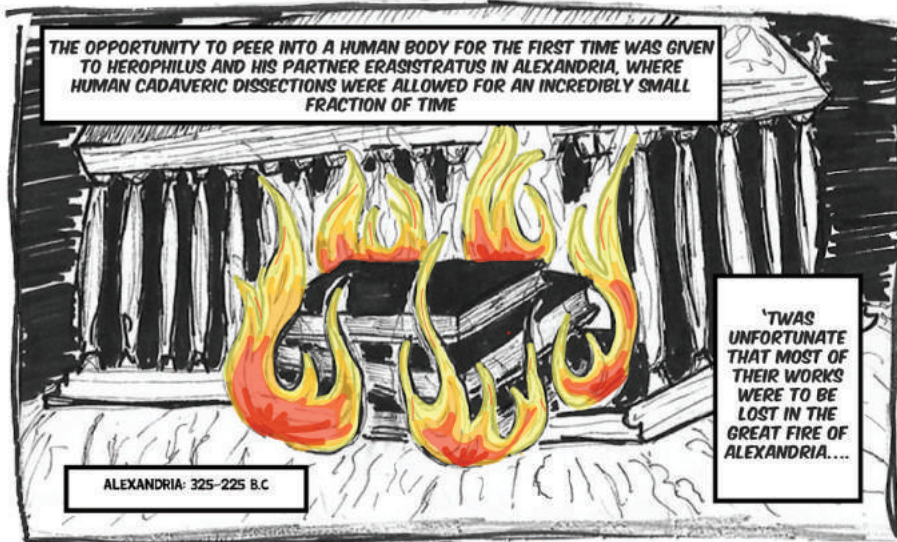


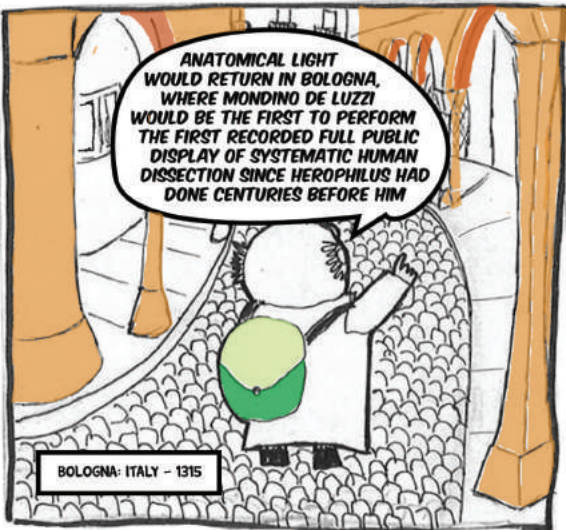


BITS AND PIECES

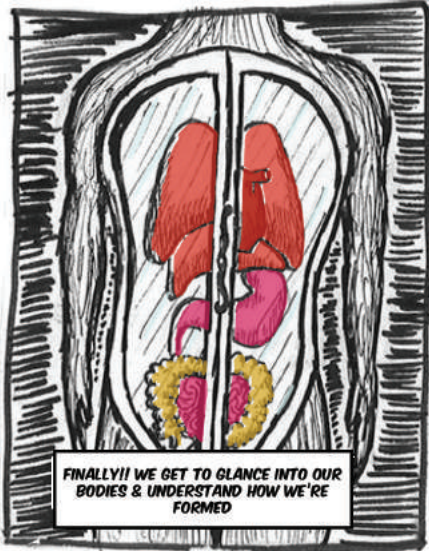
WHY HELLO THERE INTREPID EXPLORERS THE NAMES DR. TOBBOGAN. JOIN ME IF YOU DARE ON THE GORIEST OF TALES TO INVESTIGATE THE MULTITUDE OF WAYS THAT HUMAN CADAVERS HAVE BEEN HANDLED SCIENTIFICALLY, THROUGHOUT HISTORY. IT'S GONNA BE A JUICY ONE IF YOU ASK ME!!






ANATOMICAL LIGHT WOULD RETURN IN BOLOGNA, WHERE MONDINO DE LUZZI WOULD BE THE FIRST TO PERFORM THE FIRST RECORDED FULL PUBLIC DISPLAY OF SYSTEMATIC HUMAN DISSECTION SINCE HEROPHILUS HAD DONE CENTURIES BEFORE HIM

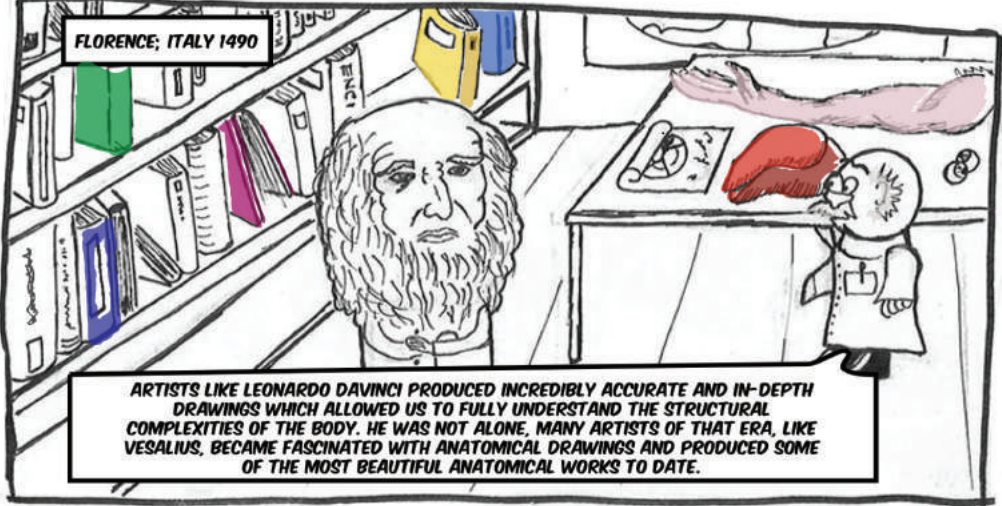
BOLOGNA: ITALY - 1315



FINALLY!! WE GET TO GLANCE INTO OUR BODIES & UNDERSTAND HOW WE'RE FORMED



ALTHOUGH THEIR METHODS OF CADAVER RECOVERY WERE DUBIOUS...



FLORENCE, ITALY 1490

ARTISTS LIKE LEONARDO DAVINCI PRODUCED INCREDIBLY ACCURATE AND IN-DEPTH DRAWINGS WHICH ALLOWED US TO FULLY UNDERSTAND THE STRUCTURAL COMPLEXITIES OF THE BODY. HE WAS NOT ALONE, MANY ARTISTS OF THAT ERA, LIKE VESALIUS, BECAME FASCINATED WITH ANATOMICAL DRAWINGS AND PRODUCED SOME OF THE MOST BEAUTIFUL ANATOMICAL WORKS TO DATE.



OUR NEXT GUEST'S A BIT OF A CONTROVERSIAL ONE, PLEASE WELCOME JOHN HUNTER

SCOTLAND AROUND 1750S




ALTHOUGH HE NEVER MANAGED TO GET HIS HANDS ON CADAVERS, HE PLAYED WITH AN IDEA WHICH WOULD BECOME VERY USEFUL IN THE YEARS TO COME....



WHY HELLO THERE CHILDREN, IT'S REALLY QUITE SIMPLE, LET ME EXPLAIN: I GRABBED A CHICKEN, PULLED OFF ONE OF ITS LEGS AND STUCK IT ON THE FOREHEAD OF A COCK. I MADE A THREE-LEGGED COCK YES, VERY VERY STRAIGHT-FORWARD CONCEPT NO DARLINGS?




WE'LL JUST STAY HERE FOR A SECOND I PROMISE, BUT THE CONCEPT THAT JOHN WORKED ON WAS APPLIED IN A HUMANE WAY TO TRY AND SAVE THE LIVES OF HUNDREDS OF SOLDIERS




MANY, MANY FAMILIES DECIDED TO DONATE THEIR DECEASED SONS ORGANS IN AN ATTEMPT SAVE THE LIVES OF OTHER PEOPLES SONS... REMEMBER THAT BEFORE THIS PERIOD IN TIME, SUCH LARGE SCALE TRANSPLANTATION HAD NEVER BEEN SEEN BEFORE, 'T WAS QUITE THE REVOLUTION




WHETHER YOU MAY BELIEVE IT OR NOT, CADAVERS ARE A VERY USEFUL MODERN MEDICAL SOURCE. LET ME SHOW YOU




THEY TEACH MEDICAL STUDENTS ANATOMY AND GIVE A TRAINEE SURGEONS A MORE REALISTIC EXPERIENCE WHEN TRYING OUT MORE PRECARIOUS OPERATIONS. I DO BELIEVE THAT WITH THIS TECHNIQUE IS MARGINALLY LESS PAINFUL THAN USING A REAL LIFE TEST SUBJECT...




IN COUNTRIES LIKE THAILAND OR JAPAN, CEREMONIES OCCUR WITH THE CADAVER BEFORE ANY STUDENT CAN LEARN AND THE PATIENT IS REFERRED TO AS 'GREAT TEACHER', WHICH IS WHAT THEY ARE.




CADAVERS ARE NOT ONLY USEFUL IN TRAINING, BUT THEY HAVE FACILITATED THE UNDERSTANDING OF CERTAIN PATHOLOGIES SUCH AS DIABETES, CANCER AND CARDIOVASCULAR DISEASES, WHICH HAS ULTIMATELY LEAD TO MORE EFFICIENT TREATMENT.



AFTER ALL, ISN'T KNOWLEDGE THE ULTIMATE KEY??



BUT IT'S NOT ONLY THAT, AS YOUR LAST ACT ON EARTH YOU COULD POTENTIALLY TOUCH MILLIONS OF OTHER LIVES...



WELL BOY AM I GLAD TO BE BACK, YOU'RE DEFINITELY THE WORST DRIVER OUT OF THE TWO OF US... TODAY'S TRIP HAS MADE ME PONDER ON WHAT I'M GOING TO DO WITH THE OLD NOGGIN' ONCE I HIT THE HAY, WOULDN'T WANT IT TO GO TO WASTE NOW WOULD WE? ILL BE SEEING YOU TOMORROW, OFF WITH YA!!!



THE END