



# Measurements of $pp \rightarrow ZZ$ production cross sections and constraints on anomalous triple gauge couplings at $\sqrt{s} = 13$ TeV

CMS Collaboration\*

CERN Geneva, Switzerland

Received: 2 September 2020 / Accepted: 29 December 2020 / Published online: 1 March 2021  
© CERN for the benefit of the CMS collaboration 2021

**Abstract** The production of Z boson pairs in proton–proton (pp) collisions,  $pp \rightarrow (Z/\gamma^*)(Z/\gamma^*) \rightarrow 2\ell 2\ell'$ , where  $\ell, \ell' = e$  or  $\mu$ , is studied at a center-of-mass energy of 13 TeV with the CMS detector at the CERN LHC. The data sample corresponds to an integrated luminosity of  $137 \text{ fb}^{-1}$ , collected during 2016–2018. The ZZ production cross section,  $\sigma_{\text{tot}}(pp \rightarrow ZZ) = 17.4 \pm 0.3 (\text{stat}) \pm 0.5 (\text{syst}) \pm 0.4 (\text{theo}) \pm 0.3 (\text{lumi}) \text{ pb}$ , measured for events with two pairs of opposite-sign, same-flavor leptons produced in the mass region  $60 < m_{\ell+\ell'} < 120 \text{ GeV}$  is consistent with standard model predictions. Differential cross sections are also measured and agree with theoretical predictions. The invariant mass distribution of the four-lepton system is used to set limits on anomalous ZZZ and ZZ $\gamma$  couplings.

## 1 Introduction

Measurements of diboson production in proton–proton (pp) collisions, such as Z boson pair (ZZ) production, at the CERN LHC allow precision tests of the standard model (SM). In the SM, ZZ production proceeds mainly through quark–antiquark  $t$ - and  $u$ -channel scattering diagrams. In calculations at higher orders in quantum chromodynamics (QCD), gluon–gluon fusion also contributes via box diagrams with quark loops. There are no tree-level contributions to ZZ production from triple gauge boson vertices in the SM. Anomalous triple gauge couplings (aTGC) ZZZ and ZZ $\gamma$  are introduced using an effective Lagrangian following Ref. [1]. In this parametrization, two ZZZ and two ZZ $\gamma$  couplings are allowed by the electromagnetic gauge invariance and Lorentz invariance for on-shell Z bosons and are parametrized by two CP-violating ( $f_4^V$ ) and two CP-conserving ( $f_5^V$ ) parameters, where  $V = (Z, \gamma)$ . Nonzero aTGC values could be induced

by new physics models such as supersymmetry [2]. The results can be also expressed in terms of parameters calculated within the effective field theory (EFT) framework, per convention used in Ref. [3] and references therein. In contrast to the anomalous couplings of electroweak (EW) vector bosons, the EFT framework allows an unambiguous calculation of loop effects and provides a simpler interpretation of the results than the aTGC framework.

Previous measurements of the production cross section for pairs of on-shell Z bosons at the LHC were performed by the CMS Collaboration with data sets corresponding to integrated luminosities of  $5.1 \text{ fb}^{-1}$  at  $\sqrt{s} = 7 \text{ TeV}$  [4] and  $19.6 \text{ fb}^{-1}$  at  $\sqrt{s} = 8 \text{ TeV}$  [5,6] in the  $ZZ \rightarrow 2\ell 2\ell'$  and  $ZZ \rightarrow 2\ell 2\nu$  decay channels, where  $\ell = e$  or  $\mu$  and  $\ell' = e, \mu$ , or  $\tau$ ; and with an integrated luminosity of  $2.6 \text{ fb}^{-1}$  [7] and  $35.9 \text{ fb}^{-1}$  [8] at  $\sqrt{s} = 13 \text{ TeV}$  in the  $ZZ \rightarrow 2\ell 2\ell'$  decay channel, where  $\ell' = e$  or  $\mu$ . All of the results agree with SM predictions. The ATLAS Collaboration reported similar results at  $\sqrt{s} = 7, 8, \text{ and } 13 \text{ TeV}$  [9–14], which also agree with SM predictions. These measurements are important to test predictions that were recently made available at next-to-next-to-leading order (NNLO) in QCD [15–17]. A comparison of these predictions with data for a range of center-of-mass energies provides an insight into the structure of the EW gauge sector of the SM.

This paper reports a study of the ZZ production in the four-lepton decay channel ( $pp \rightarrow 2\ell 2\ell'$ , where  $2\ell$  and  $2\ell'$  indicate pairs of opposite-sign electrons or muons) at  $\sqrt{s} = 13 \text{ TeV}$ , with a data set corresponding to an integrated luminosity of  $137 \text{ fb}^{-1}$  recorded in 2016–2018. Both Z bosons are selected to be on-shell, defined as the mass range 60–120 GeV. Fiducial and total cross sections are measured, differential cross sections are presented as a function of different kinematic variables. The invariant mass distribution of the four-lepton system is used to search for anomalous ZZZ and ZZ $\gamma$  couplings.

\* e-mail: cms-publication-committee-chair@cern.ch

## 2 The CMS detector

A detailed description of the CMS detector, together with a definition of the coordinate system used and the relevant kinematic variables, can be found in Ref. [18].

The central feature of the CMS apparatus is a superconducting solenoid of 6 m internal diameter, providing a magnetic field of 3.8 T. Within the solenoid volume are a silicon pixel and strip tracker, a lead tungstate crystal electromagnetic calorimeter (ECAL), and a brass and scintillator hadron calorimeter, which provide coverage in pseudorapidity  $|\eta| < 1.479$  in a cylindrical barrel and  $1.479 < |\eta| < 3.0$  in two endcap regions. Forward calorimeters extend the coverage provided by the barrel and endcap detectors to  $|\eta| < 5.0$ . Muons are detected in gas-ionization detectors embedded in the steel flux-return yoke outside the solenoid in the range  $|\eta| < 2.4$ , with detection planes made using three technologies: drift tubes, cathode strip chambers, and resistive-plate chambers.

Electron momenta are estimated by combining energy measurements in the ECAL with momentum measurements in the tracker. The momentum resolution for electrons with transverse momentum  $p_T \approx 45$  GeV from  $Z \rightarrow e^+e^-$  decays ranges from 1.7% for nonshowering electrons in the barrel region to 4.5% for showering electrons in the endcaps [19]. Matching muons to tracks identified in the silicon tracker results in a  $p_T$  resolution for muons with  $20 < p_T < 100$  GeV of 1.3–2.0% in the barrel and better than 6% in the endcaps. The  $p_T$  resolution in the barrel is better than 10% for muons with  $p_T$  up to 1 TeV [20,21].

Events of interest are selected using a two-tiered trigger system [22]. The first level, composed of custom hardware processors, uses information from the calorimeters and muon detectors to select events at a rate of around 100 kHz within a time interval of less than 4  $\mu$ s. The second level, known as the high-level trigger, consists of a farm of processors running a version of the full event reconstruction software optimized for fast processing, and reduces the event rate to around 1 kHz before data storage.

## 3 Signal and background simulation

Several Monte Carlo (MC) samples are used in the analysis to optimize the selection, calculate the signal efficiency, and estimate background contamination. The PYTHIA 8.226 and 8.230 [23,24] packages are used for parton showering, hadronization, and the underlying event simulation with the CUETP8M1 tune [25] and the parton distribution function (PDF) NNPDF23\_lo\_as\_0130 [26] for the 2016 data-taking period, and the CP5 tune [27] and the NNPDF 31\_nnlo\_as\_0118 PDF for the 2017 and 2018 data-taking periods.

Signal events are generated with POWHEG 2.0 [24,28–31] at next-to-leading order (NLO) in QCD for quark-antiquark (qq) processes and leading order (LO) for quark-gluon processes. This includes  $ZZ, Z\gamma^*, Z, \gamma^*\gamma^*$  with a constraint of  $m_{\ell\ell'} > 4$  GeV applied to all pairs of oppositely charged leptons at the generator level to avoid infrared divergences. The gluon-gluon loop-induced process,  $gg \rightarrow ZZ$ , is simulated at LO with MCFM v7.0 [32]. It also includes interference with the SM Higgs off-shell production. The SM Higgs decay is modeled with JHUGEN 3.1.8 [33–35] at LO. The cross sections are scaled to correspond to cross section values calculated at NNLO in QCD for  $qq \rightarrow ZZ$  [15] (with a  $K$  factor of 1.1) and at NLO in QCD for  $gg \rightarrow ZZ$  [36] ( $K$  factor of 1.7). Electroweak  $ZZ$  production in association with two jets is generated with MADGRAPH [37] at LO. It amounts to approximately 1% of the total number of  $ZZ$  events.

Simulated events for the irreducible background processes containing four prompt leptons in the final state, such as  $ttZ, WWZ, WZZ, \text{ and } ZZZ$ , where the last three are combined and denoted as  $VVV$ , are generated with MADGRAPH5\_aMC@NLO v2.4.2 [37] at NLO with zero or one outgoing partons in the matrix element calculation and merged with the parton shower using the FxFX scheme [38]. The same MC is used for  $WZ$  simulation.

Event samples with aTGC contributions included are generated at LO with SHERPA v2.1.1 [39]. The distributions from the SHERPA samples are normalized such that the total yield of the SM sample is the same as that of the POWHEG+MCFM sample. More details are discussed in Sect. 10.

The detector response is simulated using a detailed description of the CMS detector implemented with the GEANT4 package [40]. The reconstruction in simulation and data uses the same algorithms. The simulated samples include additional interactions per bunch crossing, referred to as pileup. The simulated events are weighted so that the pileup distribution matches the data.

Results are also compared to fixed-order predictions produced via the MATRIX framework [41], a parton-level MC generator that uses tree and one-loop amplitudes from OpenLoops 2 [42] and two-loop amplitudes from Ref. [43], capable of producing differential predictions at up to NNLO in QCD and NLO in EW, as implemented in MATRIX v2.0.0\_beta1 [44]. The calculation is performed with the NNPDF31\_nnlo\_as\_0118\_luxqed [45] PDF set with dynamic renormalization ( $\mu_R$ ) and factorization scales ( $\mu_F$ ) set to the four lepton mass for the differential and fiducial predictions, and with fixed scale set to the nominal Z boson mass for the total cross section. The quark-induced processes are calculated at NNLO in QCD and NLO in EW. The gluon-induced contribution is calculated at NLO in QCD [46]. Photon-induced contributions are also included at up to NLO EW. The calculation uses massless leptons, which leads to a divergence at low dilepton mass. To avoid this divergence, we

impose the requirement  $p_T^\ell > 5 \text{ GeV}$  on the photon-induced component for total cross section predictions. With this condition, the photon-induced contribution is less than 1% of the total production rate. The quark-induced NNLO QCD and NLO EW contributions are combined multiplicatively, and the gluon- and photon-induced contributions are combined additively following the procedure described in Ref. [44]. The predictions reported here are consistent with those published in Refs. [15–17].

#### 4 Event reconstruction

Individual particles – electrons, muons, photons, charged and neutral hadrons – in each collision event are identified and reconstructed with the CMS particle-flow (PF) algorithm [47] from a combination of signals from all subdetectors. Reconstructed electrons [19] and muons [20] are considered as lepton candidates if they have  $p_T^e > 7 \text{ GeV}$  and  $|\eta^e| < 2.5$  or  $p_T^\mu > 5 \text{ GeV}$  and  $|\eta^\mu| < 2.4$ .

Lepton candidates are also required to originate from the primary vertex, defined as the reconstructed pp interaction vertex with the largest value of summed physics object  $p_T^2$ . The physics objects used in the primary vertex definition are the objects returned by a jet-finding algorithm [48,49] applied to all charged tracks associated with the vertex. The distance of closest approach between each lepton track and the primary vertex is required to be less than 0.5 cm in the plane transverse to the beam axis, and less than 1 cm in the direction along the beam axis. Furthermore, the significance of the three-dimensional impact parameter relative to the primary vertex,  $SIP_{3D}$ , is required to satisfy  $SIP_{3D} \equiv |IP/\sigma_{IP}| < 4$  for each lepton, where IP is the distance of closest approach of each lepton track to the primary vertex and  $\sigma_{IP}$  is its associated uncertainty.

Lepton candidates are required to be isolated from other particles in the event. The relative isolation is defined as

$$R_{\text{iso}} = \left[ \sum_{\text{charged hadrons}} p_T + \max \left( 0, \sum_{\text{neutral hadrons}} p_T + \sum_{\text{photons}} p_T - p_T^{\text{PU}} \right) \right] / p_T^\ell, \tag{1}$$

where the sums run over the charged and neutral hadrons, and photons identified by the PF algorithm, in a cone defined by  $\Delta R \equiv \sqrt{(\Delta\eta)^2 + (\Delta\varphi)^2} < 0.3$  around the lepton momentum direction, where  $\varphi$  is the azimuthal angle in radians. To minimize the contribution of charged particles from pileup to the isolation calculation, charged hadrons are included only if they originate from the primary vertex. The contribution of neutral particles from pileup is  $p_T^{\text{PU}}$ . For electrons,  $p_T^{\text{PU}}$  is

evaluated with the “jet area” method described in Ref. [50]; for muons, it is half of the summed  $p_T$  of all charged particles in the cone originating from pileup vertices. The average factor of one half accounts for the expected ratio of neutral to charged particle production in hadronic interactions. A lepton is considered isolated if  $R_{\text{iso}} < 0.35$ .

The lepton reconstruction, identification, and isolation efficiencies are measured with a “tag-and-probe” technique [51] applied to a sample of  $Z \rightarrow \ell^+\ell^-$  data events. The measurements are performed in several bins of  $p_T^\ell$  and  $|\eta^\ell|$ . The electron reconstruction and selection efficiency in the ECAL barrel (endcaps) varies from about 85 (77)% at  $p_T^e \approx 10 \text{ GeV}$  to about 95 (89)% for  $p_T^e \geq 20 \text{ GeV}$ , whereas in the barrel-endcap transition region this efficiency is about 85% averaged over electrons with  $p_T^e > 7 \text{ GeV}$ . The muons are reconstructed and identified with efficiencies above ~98% within  $|\eta^\mu| < 2.4$ .

#### 5 Event selection

The primary triggers for this analysis require the presence of a pair of loosely isolated leptons of the same or different flavors [22]. The highest  $p_T$  lepton must have  $p_T^\ell > 17 \text{ GeV}$ , and the subleading lepton must have  $p_T^e > 12 \text{ GeV}$  if it is an electron or  $p_T^\mu > 8 \text{ GeV}$  if it is a muon. The tracks of the triggering leptons are required to originate within 2 mm of each other in the plane transverse to the beam axis. Triggers requiring a triplet of lower- $p_T$  leptons with no isolation criteria, or a single high- $p_T$  electron or muon, are also used. An event is accepted if it passes any trigger regardless of the decay channel. The total trigger efficiency for events within the acceptance of this analysis is greater than 98%.

The four-lepton candidate selection is based on the one used in the recent CMS Higgs boson measurement [52]. A signal event must contain at least two  $Z/\gamma^*$  candidates, each formed from an oppositely charged pair of isolated electron or muon candidates. Among the four leptons, the highest  $p_T$  lepton must have  $p_T > 20 \text{ GeV}$ , and the second-highest  $p_T$  lepton must have  $p_T^e > 12 \text{ GeV}$  if it is an electron or  $p_T^\mu > 10 \text{ GeV}$  if it is a muon. All leptons are required to be separated from each other by  $\Delta R(\ell_1, \ell_2) > 0.02$ , and electrons are required to be separated from muons by  $\Delta R(e, \mu) > 0.05$ .

Within each event, all permutations of leptons giving a valid pair of  $Z/\gamma^*$  candidates are considered separately. Within each four-lepton candidate, the dilepton candidate with an invariant mass closest to 91.2 GeV, taken as the nominal Z boson mass [53], is denoted  $Z_1$  and is required to have a mass greater than 40 GeV. The other dilepton candidate is denoted  $Z_2$  and is required to have a mass greater than 4 GeV. Both  $m_{Z_1}$  and  $m_{Z_2}$  are required to be less than 120 GeV. All pairs of oppositely charged leptons in the four-lepton can-

didate are required to have  $m_{\ell\ell'} > 4$  GeV regardless of their flavor. In the rare case of further ambiguity, which occurs in less than 0.5% of events when five or more passing lepton candidates are found, the  $Z_2$  candidate that maximizes the scalar  $p_T$  sum of the four leptons is chosen.

The  $pp \rightarrow ZZ$  cross section is measured using events where both  $m_{Z_1}$  and  $m_{Z_2}$  are greater than 60 GeV. Decays of the Z bosons to  $\tau$  leptons with subsequent decays to electrons and muons are heavily suppressed by the requirements on lepton  $p_T$ , and the contribution of such events is less than 0.5% of the total ZZ yield. If these events pass the selection requirements of the analysis, they are considered signal, although they are not considered at generator level in the cross section measurement procedure. Thus, the correction for possible  $\tau$  decays is included in the efficiency calculation.

## 6 Background estimation

The requirement of four well-reconstructed and isolated lepton candidates strongly suppresses any background; therefore this analysis has very low background contributions, dominated by Z boson and WZ diboson production in association with jets, and by tt production. In a small fraction of cases, particles from jet fragmentation satisfy both lepton identification and isolation criteria, and thus are misidentified as signal leptons. This background is estimated using control data samples, as described below.

The probability for such objects to be selected is measured from a sample of  $Z + \ell_{\text{candidate}}$  events, where Z denotes a pair of oppositely charged, same-flavor leptons that pass all analysis requirements and satisfy  $|m_{\ell^+\ell^-} - m_Z| < 10$  GeV, where  $m_Z$  is the nominal Z boson mass. Each event in this sample must have exactly one additional object  $\ell_{\text{candidate}}$  that passes relaxed identification requirements with no isolation requirements applied. The misidentification probability for each lepton flavor, measured in bins of lepton candidate  $p_T$  and  $\eta$ , is defined as the ratio between the number of candidates that pass the final isolation and identification requirements and the total number of candidates in the sample. The number of  $Z + \ell_{\text{candidate}}$  events is corrected for the contamination from WZ production and for ZZ events in which one lepton is not reconstructed. These events have a third genuine, isolated lepton that must be excluded from the misidentification probability calculation. The WZ contamination is suppressed by requiring the missing transverse momentum  $p_T^{\text{miss}}$  to be below 25 GeV. The  $p_T^{\text{miss}}$  is defined as the magnitude of the missing transverse momentum vector  $\mathbf{p}_T^{\text{miss}}$ , the projection onto the plane transverse to the beams of the negative vector sum of the momenta of all reconstructed PF candidates in the event, corrected for the jet energy scale. The transverse mass, calculated as  $m_T \equiv \sqrt{(p_T^\ell + p_T^{\text{miss}})^2 - (\mathbf{p}_T^\ell + \mathbf{p}_T^{\text{miss}})^2}$ ,

is required to be less than 30 GeV. The residual contribution of WZ and ZZ events, which can be up to a few percent of the events with  $\ell_{\text{candidate}}$  passing all selection criteria, is estimated from simulation and subtracted.

To account for all sources of background events, two control samples are used to estimate the number of background events in the signal regions. Both are defined as samples that contain events with a dilepton candidate satisfying all requirements ( $Z_1$ ) and two additional lepton candidates  $\ell^+\ell^-$ . In one control sample, enriched in WZ events, one  $\ell$  candidate is required to satisfy the full identification and isolation criteria and the other must fail the full criteria and instead satisfy only the relaxed ones; in the other, enriched in Z+jets events, both  $\ell$  candidates must satisfy the relaxed criteria, but fail the full criteria. The additional leptons must have opposite charges and the same flavor ( $e^\pm e^\mp$  and  $\mu^\pm \mu^\mp$ ). From this set of events, the expected number of background events in the signal region, denoted “Z+X” in the figures, is obtained by scaling the number of observed  $Z_1 + \ell^+\ell^-$  events by the misidentification probability for each lepton failing the selection. The procedure is described in more detail in Ref. [54].

In addition to this reducible background, which contributes to approximately 1–2% of the ZZ events, the ttZ and VVV processes with four prompt leptons are estimated from simulated samples to be around 1–1.5% of the expected  $ZZ \rightarrow 2\ell 2\ell'$  yield. The total background contributions to the  $ZZ \rightarrow 2\ell 2\ell'$  signal regions are summarized in Sect. 8.

## 7 Systematic uncertainties

The major sources of systematic uncertainty and their effect on the measured cross sections are summarized in Table 1. The lepton identification, isolation, and track reconstruction efficiencies in simulation are corrected with scaling factors derived with a tag-and-probe method and applied as a function of lepton  $p_T$  and  $\eta$ . To estimate the uncertainties associated with the tag-and-probe technique, the total yield is recomputed with the scaling factors varied up and down by the tag-and-probe fit uncertainties. The uncertainties associated with the lepton efficiency in the  $ZZ \rightarrow 2\ell 2\ell'$  signal regions are 5% in the 4e, 3% in the 2e2 $\mu$ , and 2% in the 4 $\mu$  final states.

In both data and simulated event samples, trigger efficiencies are evaluated with a tag-and-probe technique. The ratio of the trigger efficiency estimated using data to the one estimated with simulation is applied to simulated events, and the size of the resulting change in the expected yield is taken as the uncertainty in the determination of the trigger efficiency. This uncertainty is around 1–2% of the final estimated yield.

The largest uncertainty in the estimated background yield arises from differences in sample composition between the



**Table 1** The contributions of each source of systematic uncertainty in the cross section measurements. The integrated luminosity uncertainty, and the PDF and scale uncertainties, are considered separately. All other uncertainties are added in quadrature into a single systematic uncertainty. Uncertainties that vary by decay channel are listed as ranges

Uncertainty	Range of values
Lepton efficiency	2–5%
Trigger efficiency	1–2%
Background	0.6–1.3%
Pileup	1%
$\mu_R, \mu_F$	1%
PDF	1%
NNLO/NLO corrections	1%
Integrated luminosity	2.5% (2016), 2.3% (2017), 2.5% (2018)

$Z + \ell_{\text{candidate}}$  control sample used to calculate the lepton misidentification probability and the  $Z + \ell^+ \ell^-$  control sample. An additional uncertainty arises from the limited number of events in the  $Z + \ell_{\text{candidate}}$  sample. A systematic uncertainty of 40% is applied to the lepton misidentification probability to cover both effects. Its impact varies by channel, but is of the order of 1% of the total expected yield.

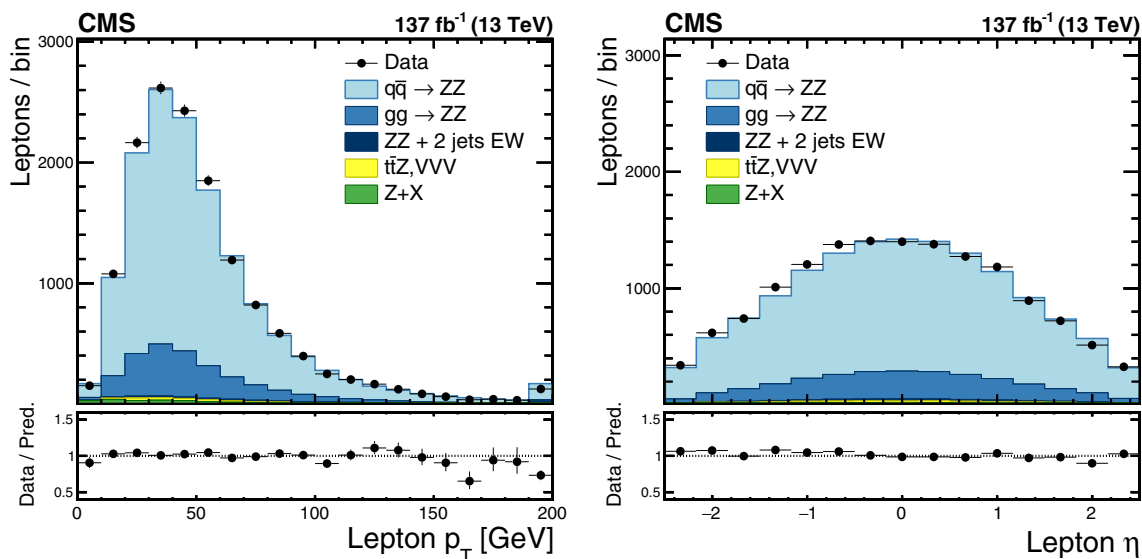
The modeling of pileup relies on the total inelastic pp cross Sect. [55]. The pileup uncertainty is evaluated by varying this cross section up and down by 5%.

Uncertainties because of factorization ( $\mu_F$ ) and renormalization ( $\mu_R$ ) scale choices on the  $ZZ \rightarrow 2\ell 2\ell'$  acceptance

are evaluated with POWHEG+MCFM by varying  $\mu_F$  and  $\mu_R$  up and down by a factor of two with respect to the default values  $\mu_F = \mu_R = m_{ZZ}$ , where  $m_{ZZ}$  is the invariant mass of the ZZ system. All combinations are considered except those in which  $\mu_F$  and  $\mu_R$  differ by a factor of four. Parametric uncertainties (PDF+ $\alpha_S$ ) are evaluated according to the PDF4LHC prescription [56] in the acceptance calculation, and with NNPDF3.0 [57] in the cross section calculations. An additional theoretical uncertainty arises from scaling the POWHEG qq  $\rightarrow$  ZZ simulated sample from its NLO cross section to the NNLO prediction, and the MCFM gg  $\rightarrow$  ZZ samples from their LO cross sections to the NLO predictions. The change in the acceptance corresponding to this scaling procedure is about 1%.

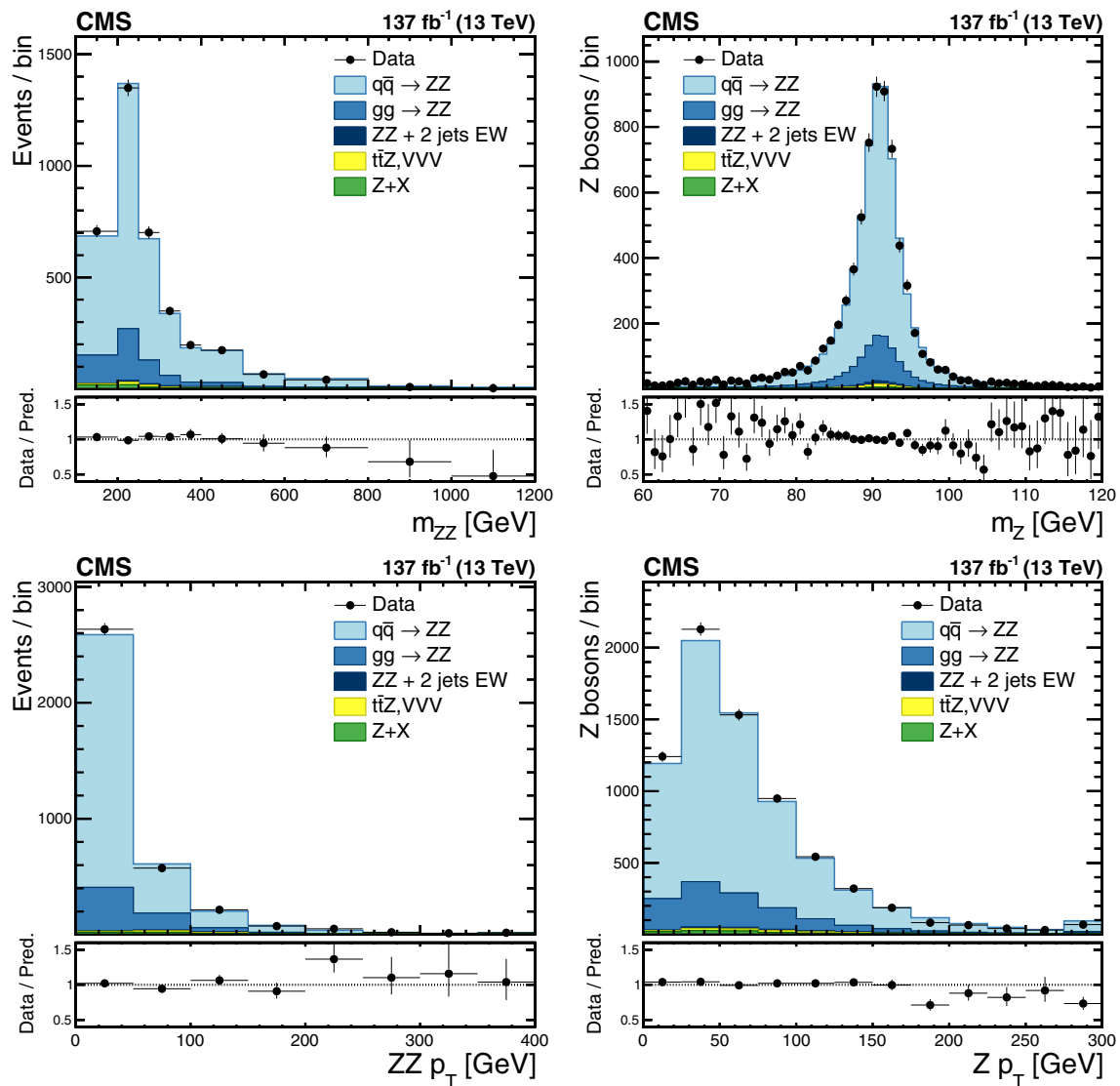
The uncertainty in the integrated luminosity of the data samples is 2.5% (2016) [58], 2.3% (2017) [59], and 2.5% (2018) [60]. Since the luminosity uncertainty contains a significant uncorrelated portion, the relative luminosity uncertainty of the whole sample is smaller than for each individual year.

The same uncertainties are valid for both total and differential cross section measurements, but for the differential one there is also an additional uncertainty related to the unfolding procedure described in Sect. 9. It is estimated using MADGRAPH5\_aMC@NLO instead of POWHEG+MCFM in unfolding. The unfolding uncertainty is included in the results and plots together with other uncertainties, but its effect is small compared to the statistical uncertainties of the measurement.



**Fig. 1** Distributions of (left) transverse momentum and (right) pseudorapidity for individual leptons. Points represent the data with error bars showing the statistical uncertainties, histograms the expected SM

predictions and reducible background estimated from data. The  $p_T$  distributions includes overflow in the last bin



**Fig. 2** Distributions of (upper left)  $m_{ZZ}$  for  $ZZ$  events with  $60 < m_{Z_1, Z_2} < 120$  GeV; (upper right) mass of selected  $Z$  boson candidates; (lower left) transverse momentum of the  $ZZ$  system; (lower right) transverse momentum of individual  $Z$  boson candidates. Points

represent the data with error bars showing the statistical uncertainties, histograms the expected SM predictions and reducible background estimated from data. All  $p_T$  and  $m_{ZZ}$  distributions include overflow in the last bin

## 8 Cross section measurement

The  $p_T$  and  $\eta$  distributions for individual leptons are shown in Fig. 1. Both distributions contain four leptons per event. The invariant mass of the  $ZZ$  system, the individual mass of reconstructed  $Z$  boson candidates in the  $ZZ$  events, and their corresponding  $p_T$  distributions are shown in Fig. 2. The last bins in  $m_{ZZ}$  and all  $p_T$  distributions contain events from the overflow. The  $m_Z$  and  $Z p_T$  distributions contain two  $Z$  candidates for each event. These distributions are shown for data and simulated events to demonstrate comparisons with SM expectations. The signal expectations include contributions from  $ZZ$  production shown separately for  $q\bar{q} \rightarrow ZZ$ ,

$g\bar{g} \rightarrow ZZ$ , and EW  $ZZ$  processes in all figures and combined as “Signal” in Table 2. The EW  $ZZ$  production contributes to approximately 1% of the total number of  $ZZ$  events.

The irreducible background, which amounts to 1–1.5% of the total  $ZZ$  yield, and reducible background are combined as “Background” in Table 2. The total background in this analysis is  $\approx 3\%$ . The estimated yields agree well with the measured ones. The individual distributions are well described, except the  $m_{ZZ}$  distribution at high values of invariant masses and the  $p_T^Z$  distribution at high values of  $p_T$ . These are regions where the EW corrections may become important and will be discussed later in Sect. 10.

**Table 2** Observed and expected prefit yields of ZZ events, and estimated yields of background events, shown for each final state and combined. The statistical (first) and systematic (second) uncertainties are presented

Process	eeee	eeμμ	μμμμ	2ℓ2ℓ'
2016				
Background	6.7 ± 0.6 ± 1.8	11.4 ± 0.8 ± 1.9	5.5 ± 0.5 ± 0.9	23.6 ± 1.1 ± 4.1
Signal	167.7 ± 1.0 ± 10.0	434.2 ± 1.6 ± 17.3	273.3 ± 1.3 ± 8.2	875.2 ± 2.3 ± 31.1
Total expected	174.4 ± 1.2 ± 10.4	445.6 ± 1.8 ± 17.7	278.8 ± 1.4 ± 8.4	898.8 ± 2.6 ± 32.0
Data	176	478	296	950
2017				
Background	6.3 ± 0.4 ± 1.5	12.1 ± 0.8 ± 1.8	7.9 ± 0.7 ± 1.6	26.3 ± 1.2 ± 4.5
Signal	200.8 ± 0.3 ± 12.0	511.7 ± 0.6 ± 20.4	322.5 ± 0.5 ± 9.6	1035.0 ± 0.8 ± 36.9
Total expected	207.1 ± 0.6 ± 12.4	523.8 ± 1.0 ± 20.9	330.4 ± 0.8 ± 9.9	1061.3 ± 1.4 ± 38.0
Data	193	540	328	1061
2018				
Background	9.9 ± 0.6 ± 2.5	23.2 ± 1.1 ± 4.2	15.6 ± 1.1 ± 4.0	48.7 ± 1.7 ± 9.7
Signal	305.2 ± 0.4 ± 18.2	758.5 ± 0.8 ± 30.1	467.3 ± 0.6 ± 13.9	1531.0 ± 1.0 ± 54.7
Total expected	315.1 ± 0.8 ± 18.7	781.7 ± 1.4 ± 31.1	482.9 ± 1.3 ± 14.8	1579.7 ± 2.0 ± 56.6
Data	309	797	480	1586

**Table 3** Measured fiducial cross section for each data sample and combined. The first uncertainty is statistical, the second is experimental systematic, and the third is associated with the integrated luminosity

Year	Fiducial cross section, fb
2016	42.0 ± 1.4 (stat) ± 1.3 (syst) <sup>+1.1</sup> <sub>-1.0</sub> (lumi)
2017	39.6 ± 1.2 (stat) <sup>+1.3</sup> <sub>-1.2</sub> (syst) <sup>+1.0</sup> <sub>-0.9</sub> (lumi)
2018	39.7 ± 1.0 (stat) <sup>+1.3</sup> <sub>-1.1</sub> (syst) ± 1.0 (lumi)
Combined	40.5 ± 0.7 (stat) ± 1.1 (syst) ± 0.7 (lumi)

**Table 4** Measured total σ(pp → ZZ) cross section for each data sample and combined. The first uncertainty is statistical, the second is experimental systematic, the third is theoretical systematic. The fourth uncertainty is associated with the integrated luminosity

Year	Total cross section, pb
2016	18.1 ± 0.6 (stat) <sup>+0.6</sup> <sub>-0.5</sub> (syst) ± 0.4 (theo) <sup>+0.5</sup> <sub>-0.4</sub> (lumi)
2017	17.0 ± 0.5 (stat) <sup>+0.6</sup> <sub>-0.5</sub> (syst) ± 0.4 (theo) ± 0.4 (lumi)
2018	17.1 ± 0.4 (stat) ± 0.5 (syst) ± 0.4 (theo) ± 0.4 (lumi)
Combined	17.4 ± 0.3 (stat) ± 0.5 (syst) ± 0.4 (theo) ± 0.3 (lumi)

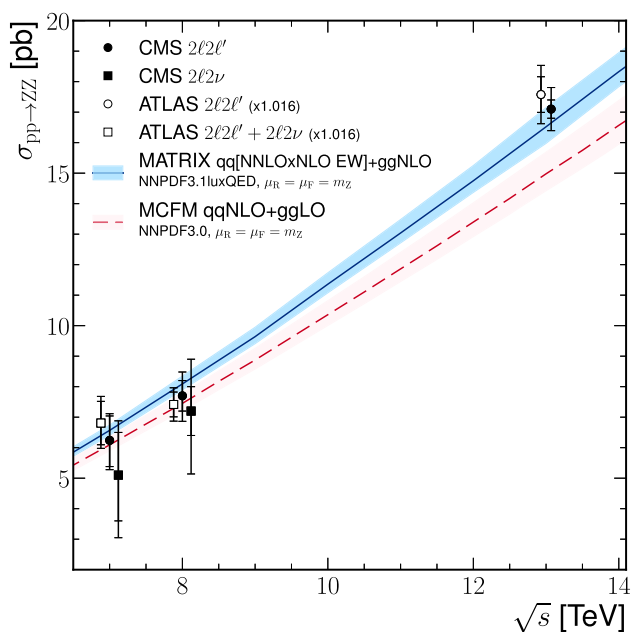
The measured yields are used to evaluate the ZZ production cross section in the fiducial phase space. The signal acceptance is evaluated from simulation and corrected for each individual lepton flavor in bins of p<sub>T</sub> and η using factors obtained with the tag-and-probe technique. To include all final states in the cross section calculation, a simultaneous fit to the number of observed events in all decay channels is performed. The likelihood is composed as a combination of individual channel likelihoods for the signal and background

hypotheses with the statistical and systematic uncertainties treated as scaling nuisance parameters. The combination of various data-taking periods is performed treating the theoretical uncertainties as fully correlated among various periods, whereas the experimental uncertainties are either correlated or uncorrelated, depending on their origin.

The fiducial phase space for the ZZ → 2ℓ2ℓ' cross section measurement is defined as: p<sub>T</sub><sup>ℓ<sub>1</sub></sup> > 20 GeV, p<sub>T</sub><sup>ℓ<sub>2</sub></sup> > 10 GeV, p<sub>T</sub><sup>ℓ<sub>3,4</sub></sup> > 5 GeV, |η<sup>ℓ</sup>| < 2.5, m<sub>2ℓ</sub> > 4 GeV (any opposite-sign same-flavor pair), 60 < m<sub>Z<sub>1</sub></sub>, m<sub>Z<sub>2</sub></sub> < 120 GeV. The generator-level leptons used for the fiducial cross section calculation are “dressed” by adding the momenta of generator-level photons within ΔR(ℓ, γ) < 0.1 from the lepton momenta directions.

The measured ZZ fiducial cross section presented in Table 3 can be compared to 39.3<sup>+0.8</sup><sub>-0.7</sub> ± 0.6 fb calculated with POWHEG+MCFM using the same settings as the simulated samples with K factors applied. The first uncertainty corresponds to the factorization and renormalization scales and the second to PDF, as described above. The POWHEG calculations used dynamic factorization and renormalization scales μ<sub>F</sub> = μ<sub>R</sub> = m<sub>2ℓ2ℓ'</sub>, whereas the contribution from MCFM is computed with dynamic scales μ<sub>F</sub> = μ<sub>R</sub> = 0.5m<sub>2ℓ2ℓ'</sub>. It can also be compared to the prediction from MATRIX v2.0.0\_beta1 of 38.0<sup>+1.1</sup><sub>-1.0</sub>. The uncertainty in the MATRIX prediction includes only the uncertainty due to the variation of μ<sub>F</sub> and μ<sub>R</sub>.

The total ZZ production cross section for both dileptons produced in the mass range 60–120 GeV and m<sub>ℓ<sup>+</sup>ℓ<sup>-</sup></sub> > 4 GeV is presented in Table 4. The nominal branching fraction B(Z → ℓ<sup>+</sup>ℓ<sup>-</sup>) = 0.03366 is used [53]. The measured total cross section can be compared to the theoretical value of



**Fig. 3** The total ZZ cross section as a function of the proton–proton center-of-mass energy. Results from the CMS [4, 5] and ATLAS [9, 10, 14] experiments are compared to predictions from MATRIX at NNLO in QCD and NLO in EW, and MCFM at NLO in QCD. The MCFM prediction also includes gluon–gluon initiated production at LO in QCD. The predictions use NNP3.1luxQED and NNP3.0 PDF sets, respectively, and fixed factorization and renormalization scales  $\mu_F = \mu_R = m_Z$ . Details of the calculations and uncertainties are given in the text. The ATLAS measurements were performed with a Z boson mass window of 66–116 GeV, instead of 60–120 GeV used by CMS, and are corrected for the resulting 1.6% difference in acceptance. Measurements at the same center-of-mass energy are shifted slightly along the horizontal axis for clarity

$16.9_{-0.5}^{+0.6} \pm 0.2$  pb, calculated from POWHEG+MCFM with the same settings that is used for  $\sigma_{\text{fid}}(\text{pp} \rightarrow \text{ZZ} \rightarrow 2\ell 2\ell')$ . It can also be compared to  $16.5_{-0.5}^{+0.6}$  pb, calculated with MATRIX v2.0.0\_beta1, or  $15.0_{-0.6}^{+0.7} \pm 0.2$  pb, calculated with MCFM at NLO in QCD with additional contributions from LO  $g g \rightarrow \text{ZZ}$  diagrams and with the NLO NNP3.0 PDF set and fixed factorization and renormalization scales set to  $\mu_F = \mu_R = m_Z$ .

The total ZZ cross section is shown in Fig. 3 as a function of the pp center-of-mass energy. Results from CMS [4, 5] and ATLAS [9, 10, 14] are compared to predictions from MATRIX v2.0.0\_beta1 and MCFM. The uncertainties are statistical (inner bars) and statistical and systematic combined, as obtained from the fit (outer bars). The band around the MATRIX predictions reflects scale uncertainties, while the band around the MCFM predictions reflects both scale and PDF uncertainties.

## 9 Differential cross sections

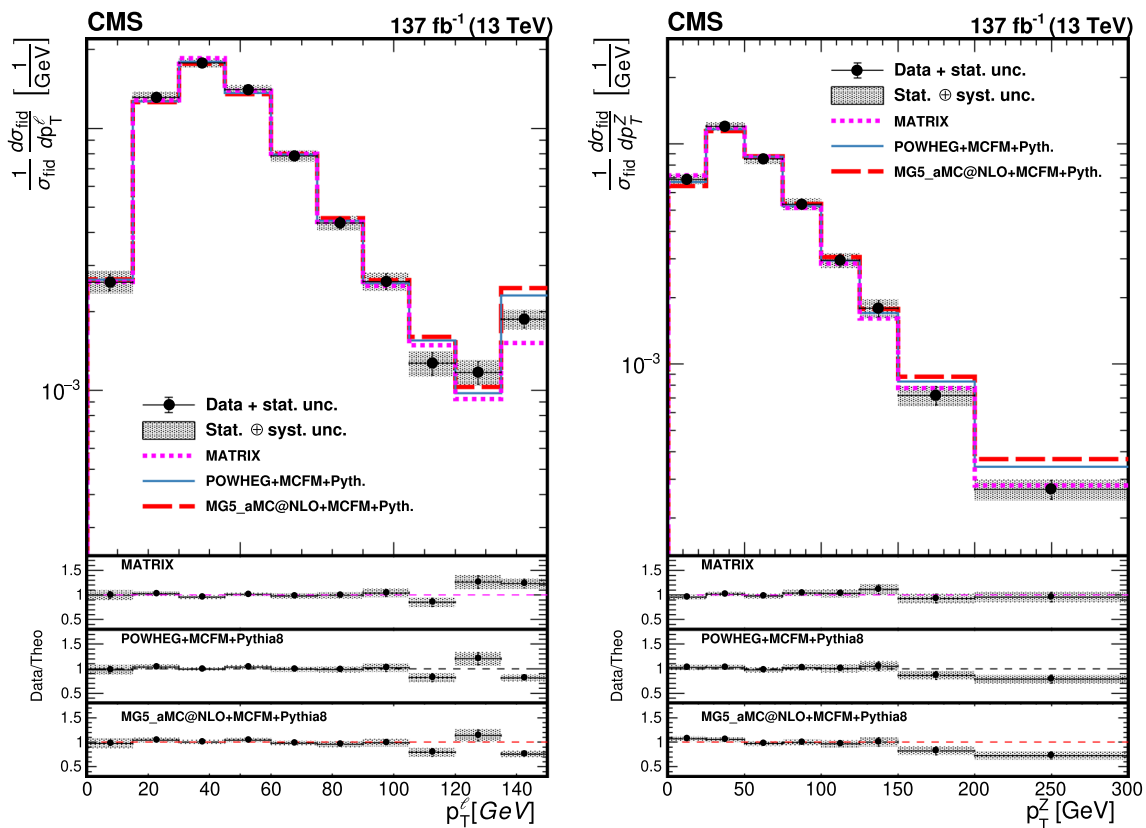
The differential distributions normalized to the fiducial cross sections are presented in Figs. 4, 5 and 6 for the combination of the 4e, 2e2 $\mu$ , and 4 $\mu$  decay channels using the whole data sample. The fiducial cross section definition includes  $p_T^\ell$  and  $|\eta^\ell|$  selections on each lepton, and the 60–120 GeV mass requirement, as described in Sect. 4. Figure 4 shows the differential cross sections in bins of  $p_T$  for: (left) all leptons in the event, (right) both Z bosons in the event, and in Fig. 5 (left) for the  $p_T$  of the ZZ system. Figure 5 (right) shows the normalized  $d\sigma/dm_{ZZ}$  distribution. All  $p_T$  and  $m_{ZZ}$  distributions include overflow in the last bin. Figure 6 shows the angular correlations between Z bosons. The data are corrected for background contributions and unfolded for detector effects using a matrix inversion method without regularization as described in Ref. [61], and compared with the theoretical predictions from POWHEG+MCFM, MADGRAPH5\_aMC@NLO+MCFM and MATRIX. The distributions include both Z boson candidates or all four leptons, where applicable, and are normalized to the numbers of objects in the event and to the fiducial cross section. The bottom part of each plot shows the ratio of the measured to the predicted values. The bin sizes are chosen according to the resolution of the relevant variables, trying also to keep the statistical uncertainties at a similar level for all the bins.

The distributions predicted by POWHEG+MCFM and MADGRAPH5\_aMC@NLO+MCFM agree well with data, except for  $m_{ZZ}$ . This distribution shows a small overestimate in the cross section at high invariant masses. The MATRIX predictions describe this region better, which can be explained by the presence of the EW corrections in the MATRIX calculations. The effect of EW corrections is in detail discussed in Ref. [44] and can reach 20–30% for  $m_{ZZ} = 1$  TeV. On the other hand, the MATRIX predictions show some deviation from the measurements as a function of  $p_T^{\text{ZZ}}$  and for the azimuthal separation between the two Z bosons, which is not observed for POWHEG+MCFM and MADGRAPH5\_aMC@NLO+MCFM predictions.

## 10 Limits on anomalous triple gauge couplings

The presence of aTGCs is expected to increase the event yield at high four-lepton masses. Figure 7 presents the distribution of the four-lepton reconstructed mass for the combined 4e, 2e2 $\mu$ , and 4 $\mu$  channels, for the SM and an example of nonzero aTGC value with  $f_4^\gamma = 0$ , and  $f_4^Z = 0.0015$ . Limits on aTGCs are derived from fits to this distribution. The shaded histograms represent the SM predictions as described in the previous sections and the dashed curve shows the SHERPA prediction. The SHERPA SM predictions are normalized to the POWHEG+MCFM predictions including  $K$  factors





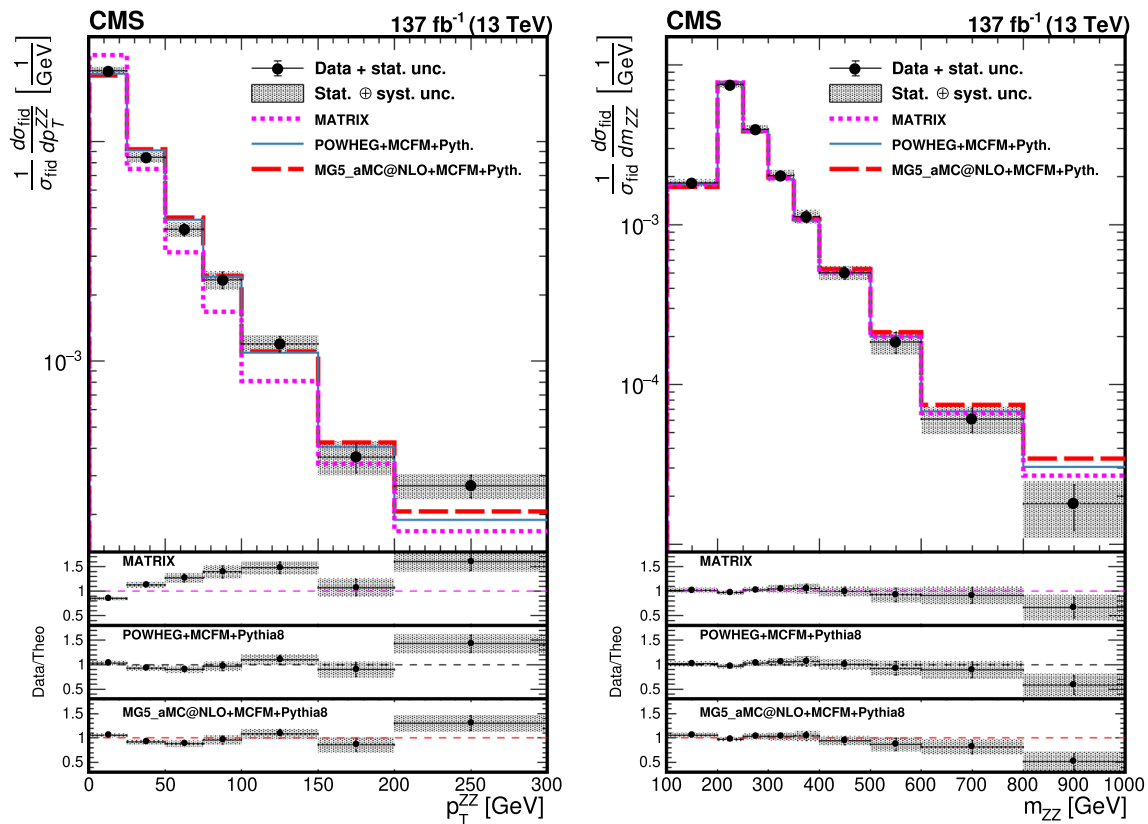
**Fig. 4** Differential cross sections normalized to the fiducial cross section for the combined  $4e$ ,  $2e2\mu$ , and  $4\mu$  decay channels as a function of  $p_T$  for (left) all leptons, (right) all Z bosons in the event. The points represent the unfolded data with error bars showing the statistical uncertainties, the shaded histogram the POWHEG+MCFM ZZ predictions, and the dashed curves correspond to the results of the MATRIX and MAD-

GRAPH5\_aMC@NLO+MCFM calculations. The three lower panels represent the ratio of the measured cross section to the expected distributions from MATRIX, POWHEG+MCFM and MADGRAPH5\_aMC@NLO+MCFM. The shaded areas in all the panels represent the full uncertainties calculated as the quadratic sum of the statistical and systematic uncertainties, whereas the crosses represent only the statistical uncertainties

and agree well with them in shape, as shown in Fig. 7. As a cross-check of the procedure, the SHERPA SM distribution was also corrected bin-by-bin to the POWHEG+MCFM distribution, no difference was observed in the extracted limits. The presence of aTGC contribution increases the expected event yields at masses above 1300 GeV. In the fit, described below, this region is subdivided into two bins: 1300–2000 GeV and above 2000 GeV. Typically 60–70% of the aTGC events have masses above 2000 GeV, whereas the expected SM contribution is approximately 2.4 and 0.2 events in the 1300–2000 GeV and above 2000 GeV bins, respectively.

The invariant mass distributions are interpolated from those obtained from the SHERPA simulation for different values of the anomalous couplings in the range between 0 and 0.03. For each distribution, only one or two couplings are varied while all others are set to zero, thus creating a grid of points in the  $(f_4^Z, f_4^\gamma)$  and  $(f_5^Z, f_5^\gamma)$  parameter planes and the corresponding invariant mass distributions. In each  $m_{ZZ}$  bin, expected signal values are interpolated between the

two-dimensional grid points using a second-order polynomial, since the cross section for the signal depends quadratically on the coupling parameters. A simultaneous fit to the values of aTGCs is performed for all lepton channels, see Ref. [62] for details. A profile likelihood method [53], Wald Gaussian approximation, and Wilks theorem [63] are used to derive one-(1D) and two-dimensional limits at 68 and 95% confidence levels (CL) on each of the aTGC parameters and combination of two of them, while all other parameters are set to their SM values. All systematic uncertainties are included by varying the number of expected signal and background events within their uncertainties. An additional 10% uncertainty is applied on the predictions of the SM and aTGC models to account for possible differences between model predictions and the interpolation used in the fit. No form factor [64] is used when deriving the limits; the results assume that the energy scale of new physics is very high. The constraints on anomalous couplings are displayed in Fig. 8. The curves indicate 68 and 95% CL contours; the dots indicate



**Fig. 5** Differential cross sections normalized to the fiducial cross section for the combined  $4e$ ,  $2e2\mu$ , and  $4\mu$  decay channels as a function of (left)  $p_T$  of the  $ZZ$  system, (right) the invariant mass of the  $ZZ$  system. The points represent the unfolded data with error bars showing the statistical uncertainties, shaded histogram the POWHEG+MCFM  $ZZ$  predictions, and the dashed curves correspond to the results of the MATRIX and MADGRAPH5\_aMC@NLO+MCFM calculations. The

three lower panels represent the ratio of the measured cross section to the expected distributions from MATRIX, POWHEG+MCFM and MADGRAPH5\_aMC@NLO+MCFM. The shaded areas in all the panels represent the full uncertainties calculated as the quadratic sum of the statistical and systematic uncertainties, whereas the crosses represent only the statistical uncertainties

where the likelihoods reach their maximum. Coupling values outside the contours are excluded at the corresponding CL. The crosses in the middle represent the observed 1D limits that are summarized in Table 5. The sensitivity is dominated by the statistical uncertainties.

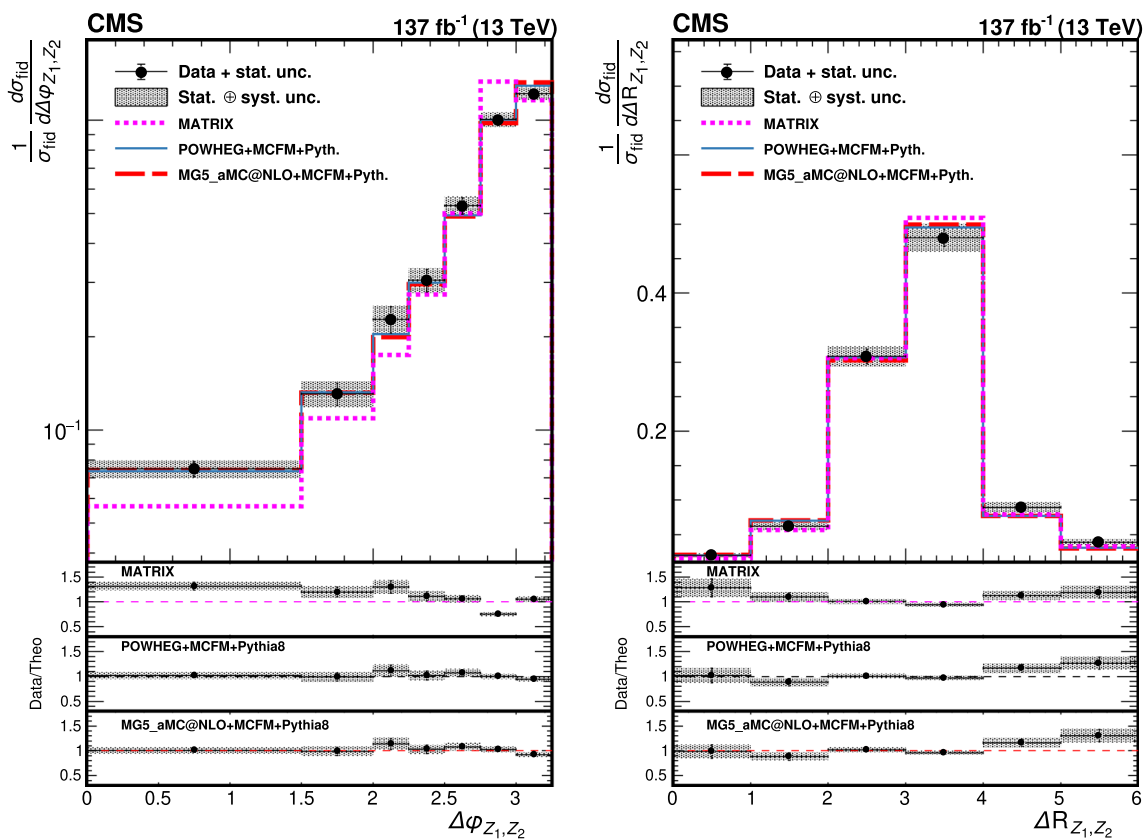
Complete one-loop EW corrections to massive vector boson pair production [66,67] were applied as a cross-check. The EW corrections to the  $ZZ$  production cause the  $ZZ$  mass spectrum to fall more rapidly at large masses. In addition, the overall cross section decreases by about 4%. The effect of NLO EW corrections is estimated by reweighting the SM SHERPA sample as a function of  $m_{ZZ}$  using weights derived from the calculations described in Ref. [66]. This reweighting improves the expected limits by about 4–6%, whereas there is no effect on the observed limits. This is expected, since only the SM contribution is subject to the EW corrections; they are not applied on aTGCs. The limits are driven by the high mass tail above 1300 GeV. In this region the aTGC signal is

much larger than the SM, and therefore the EW correction on the SM part has a very small effect on the predictions of the SM+aTGC model. This correction is much smaller than the uncertainty we apply in the fit procedure.

These results can be also expressed in terms of EFT parameters. The numerical relations between aTGCs and EFT parameters are given in Ref. [65]. The expected and measured limits in terms of EFT are presented in Table 5.

## 11 Summary

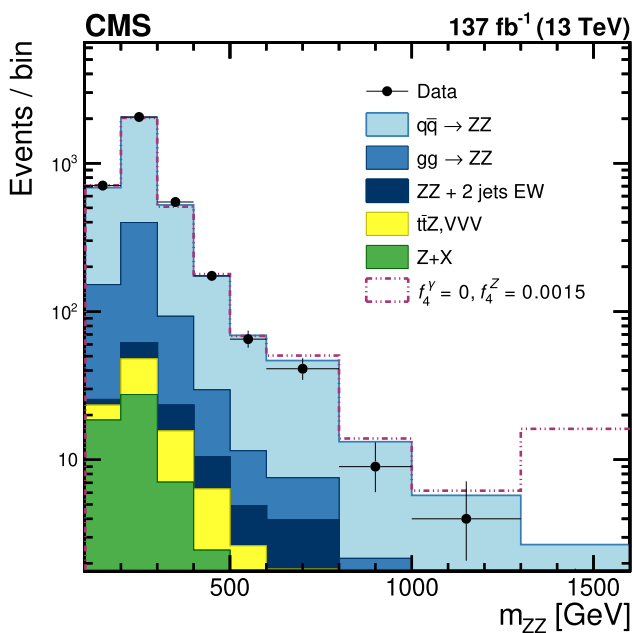
Four-lepton final states have been studied in proton–proton collisions at  $\sqrt{s} = 13$  TeV with the CMS detector at the CERN LHC. The data sample corresponds to an integrated luminosity of  $137 \text{ fb}^{-1}$ , collected during 2016–2018. The measured  $pp \rightarrow ZZ$  total cross section is  $\sigma_{\text{tot}}(pp \rightarrow ZZ) = 17.4 \pm 0.3$  (stat)  $\pm 0.5$  (syst)  $\pm 0.4$  (theo)  $\pm 0.3$  (lumi) pb,

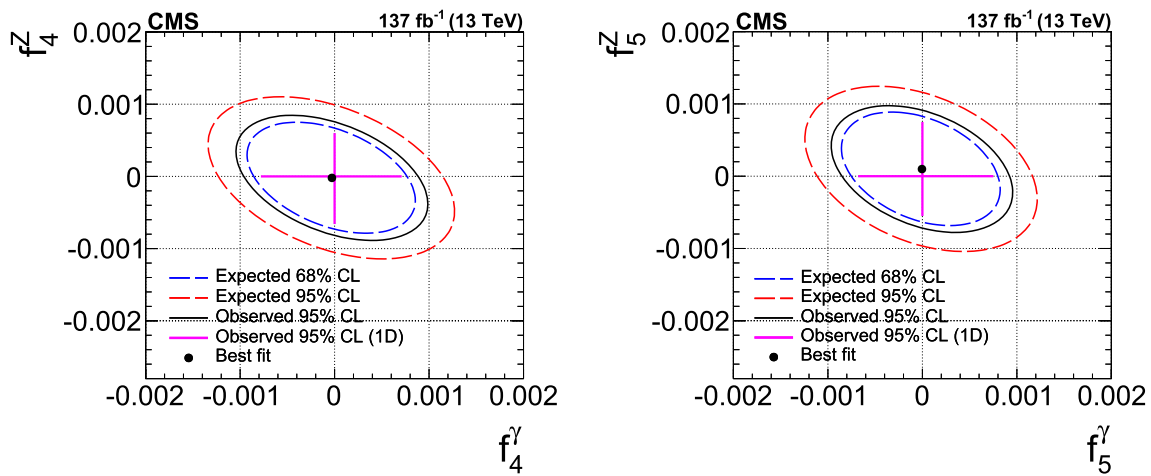


**Fig. 6** Differential cross sections normalized to the fiducial cross section for the combined 4e, 2e2μ, and 4μ decay channels as a function of the azimuthal (left) and ΔR (right) separation of the two Z bosons. The points represent the unfolded data with error bars showing the statistical uncertainties, the shaded histogram the POWHEG+MCFM ZZ predictions, and the dashed curves correspond to the results of the MATRIX and MADGRAPH5\_aMC@NLO+MCFM calculations. The

three lower panels represent the ratio of the measured cross section to the expected distributions from MATRIX, POWHEG+MCFM and MADGRAPH5\_aMC@NLO+MCFM. The shaded areas in all the panels represent the full uncertainties calculated as the quadratic sum of the statistical and systematic uncertainties, whereas the crosses represent only the statistical uncertainties

**Fig. 7** Distribution of the reconstructed ZZ mass for the combined 4e, 2e2μ, and 4μ channels. Points represent the data with error bars showing the statistical uncertainties, the shaded histograms represent the SM prediction including signal and irreducible background from simulation, and the reducible background estimate from data. Dashed histogram represents an example of the aTGC signal. The last bin includes contribution from all events with mass above 1300 GeV





**Fig. 8** Two-dimensional observed (solid) and expected (dashed) contours exclusion limits at 95% CL, and at 68 and 95% CL, respectively, on the  $ZZ\gamma$  and  $ZZ\gamma$  aTGCs. The plots show the exclusion contours in the  $(f_{4(5)}^Z, f_{4(5)}^\gamma)$  parameter planes. Dots show where the likelihoods

reach their maximum. The coupling values outside the contours are excluded at the corresponding confidence level. The crosses in the middle represent the observed 1D limits. No form factor is used

**Table 5** Expected and observed one-dimensional 95% CL limits on aTGC parameters. The corresponding constrains on EFT parameters are estimated using the transformation from Ref. [65]

	Expected 95% CL	Observed 95% CL
aTGC parameter	$\times 10^{-4}$	$\times 10^{-4}$
$f_4^Z$	-8.8 ; 8.3	-6.6 ; 6.0
$f_5^Z$	-8.0 ; 9.9	-5.5 ; 7.5
$f_4^\gamma$	-9.9 ; 9.5	-7.8 ; 7.1
$f_5^\gamma$	-9.2 ; 9.8	-6.8 ; 7.5
EFT parameter	$\text{TeV}^{-4}$	$\text{TeV}^{-4}$
$C_{\text{BW}}/\Lambda^4$	-3.1 ; 3.3	-2.3 ; 2.5
$C_{\text{WW}}/\Lambda^4$	-1.7 ; 1.6	-1.4 ; 1.2
$C_{\text{BW}}/\Lambda^4$	-1.8 ; 1.9	-1.4 ; 1.3
$C_{\text{BB}}/\Lambda^4$	-1.6 ; 1.6	-1.2 ; 1.2

where the Z boson masses are in the range  $60 < m_Z < 120 \text{ GeV}$ . The results agree with the SM predictions, discussed in Sect. 8. The differential cross sections also agree well with the SM predictions. Improved limits on anomalous  $ZZZ$  and  $ZZ\gamma$  triple gauge couplings are established. These are the most stringent limits to date on anomalous  $ZZZ$  and  $ZZ\gamma$  triple gauge couplings and they improve the previous strictest results from CMS by  $\approx 30\text{--}40\%$ .

**Acknowledgements** We congratulate our colleagues in the CERN accelerator departments for the excellent performance of the LHC and thank the technical and administrative staffs at CERN and at other CMS institutes for their contributions to the success of the CMS effort. In addition, we gratefully acknowledge the computing centers and personnel of the Worldwide LHC Computing Grid for delivering so effectively the computing infrastructure essential to our analyses. Finally, we

acknowledge the enduring support for the construction and operation of the LHC and the CMS detector provided by the following funding agencies: BMBWF and FWF (Austria); FNRS and FWO (Belgium); CNPq, CAPES, FAPERJ, FAPERGS, and FAPESP (Brazil); MES (Bulgaria); CERN; CAS, MoST, and NSFC (China); COLCIENCIAS (Colombia); MSES and CSF (Croatia); RIF (Cyprus); SENESCYT (Ecuador); MoER, ERC IUT, PUT and ERDF (Estonia); Academy of Finland, MEC, and HIP (Finland); CEA and CNRS/IN2P3 (France); BMBF, DFG, and HGF (Germany); GSRT (Greece); NKFI (Hungary); DAE and DST (India); IPM (Iran); SFI (Ireland); INFN (Italy); MSIP and NRF (Republic of Korea); MES (Latvia); LAS (Lithuania); MOE and UM (Malaysia); BUAP, CINVESTAV, CONACYT, LNS, SEP, and UASLP-FAI (Mexico); MOS (Montenegro); MBIE (New Zealand); PAEC (Pakistan); MSHE and NSC (Poland); FCT (Portugal); JINR (Dubna); MON, RosAtom, RAS, RFBR, and NRC KI (Russia); MESTD (Serbia); SEIDI, CPAN, PCTI, and FEDER (Spain); MOSTR (Sri Lanka); Swiss Funding Agencies (Switzerland); MST (Taipei); ThEPCenter, IPST, STAR, and NSTDA (Thailand); TUBITAK and TAEK (Turkey); NASU (Ukraine); STFC (United Kingdom); DOE and NSF (USA). Individuals have received support from the Marie-Curie program and the European Research Council and Horizon 2020 Grant, contract Nos. 675440, 752730, and 765710 (European Union); the Leventis Foundation; the A.P. Sloan Foundation; the Alexander von Humboldt Foundation; the Belgian Federal Science Policy Office; the Fonds pour la Formation à la Recherche dans l'Industrie et dans l'Agriculture (FRIA-Belgium); the Agentschap voor Innovatie door Wetenschap en Technologie (IWT-Belgium); the F.R.S.-FNRS and FWO (Belgium) under the "Excellence of Science – EOS" – be.h project n. 30820817; the Beijing Municipal Science & Technology Commission, No. Z191100007219010; the Ministry of Education, Youth and Sports (MEYS) of the Czech Republic; the Deutsche Forschungsgemeinschaft (DFG) under Germany's Excellence Strategy – EXC 2121 "Quantum Universe" – 390833306; the Lendület ("Momentum") Program and the János Bolyai Research Scholarship of the Hungarian Academy of Sciences, the New National Excellence Program ÚNKP, the NKFI research grants 123842, 123959, 124845, 124850, 125105, 128713, 128786, and 129058 (Hungary); the Council of Science and Industrial Research, India; the HOMING PLUS program of the Foundation for Polish Science, cofinanced from European Union, Regional Development Fund, the Mobility Plus program of the Ministry of Sci-

ence and Higher Education, the National Science Center (Poland), contracts Harmonia 2014/14/M/ST2/00428, Opus 2014/13/B/ST2/02543, 2014/15/B/ST2/03998, and 2015/19/B/ST2/02861, Sonata-bis 2012/07/E/ST2/01406; the National Priorities Research Program by Qatar National Research Fund; the Ministry of Science and Higher Education, project no. 02.a03.21.0005 (Russia); the Programa Estatal de Fomento de la Investigación Científica y Técnica de Excelencia María de Maeztu, grant MDM-2015-0509 and the Programa Severo Ochoa del Principado de Asturias; the Thalís and Aristeia programs cofinanced by EU-ESF and the Greek NSRF; the Rachadapisek Sompot Fund for Postdoctoral Fellowship, Chulalongkorn University and the Chulalongkorn Academic into Its 2nd Century Project Advancement Project (Thailand); the Kavli Foundation; the Nvidia Corporation; the SuperMicro Corporation; the Welch Foundation, contract C-1845; and the Weston Havens Foundation (USA).

**Data Availability Statement** This manuscript has no associated data or the data will not be deposited. [Authors' comment: Release and preservation of data used by the CMS Collaboration as the basis for publications is guided by the CMS policy as written in its document "CMS data preservation, re-use and open access policy" (<https://cms-docdb.cern.ch/cgi-bin/PublicDocDB/RetrieveFile?docid=6032&filename=CMSDataPolicyV1.2.pdf&version=2>)].

### Compliance with ethical standards

**Conflict of interest** The authors declare that they have no conflict of interest.

**Open Access** This article is licensed under a Creative Commons Attribution 4.0 International License, which permits use, sharing, adaptation, distribution and reproduction in any medium or format, as long as you give appropriate credit to the original author(s) and the source, provide a link to the Creative Commons licence, and indicate if changes were made. The images or other third party material in this article are included in the article's Creative Commons licence, unless indicated otherwise in a credit line to the material. If material is not included in the article's Creative Commons licence and your intended use is not permitted by statutory regulation or exceeds the permitted use, you will need to obtain permission directly from the copyright holder. To view a copy of this licence, visit <http://creativecommons.org/licenses/by/4.0/>.  
Funded by SCOAP<sup>3</sup>.

### References

- K. Hagiwara, R.D. Peccei, D. Zeppenfeld, Probing the weak boson sector in  $e^+e^- \rightarrow W^+W^-$ . Nucl. Phys. B **282**, 253 (1987). [https://doi.org/10.1016/0550-3213\(87\)90685-7](https://doi.org/10.1016/0550-3213(87)90685-7)
- G.J. Gounaris, J. Layssac, F.M. Renard, New and standard physics contributions to anomalous Z and  $\gamma$  self-couplings. Phys. Rev. D **62**, 073013 (2000). <https://doi.org/10.1103/PhysRevD.62.073013>. arXiv:hep-ph/0003143
- C. Degrande et al., Effective field theory: a modern approach to anomalous couplings. Ann. Phys. **335**, 21 (2013). <https://doi.org/10.1016/j.aop.2013.04.016>. arXiv:1205.4231
- CMS Collaboration, Measurement of the ZZ production cross section and search for anomalous couplings in  $2\ell 2\ell'$  final states in pp collisions at  $\sqrt{s} = 7$  TeV. JHEP **01**, 063 (2013). [https://doi.org/10.1007/JHEP01\(2013\)063](https://doi.org/10.1007/JHEP01(2013)063). arXiv:1211.4890
- CMS Collaboration, Measurement of the  $pp \rightarrow ZZ$  production cross section and constraints on anomalous triple gauge couplings in four-lepton final states at  $\sqrt{s} = 8$  TeV. Phys. Lett. B **740**, 250 (2015). <https://doi.org/10.1016/j.physletb.2016.04.010>. arXiv:1406.0113. Corrigendum: <https://doi.org/10.1016/j.physletb.2014.11.059>
- CMS Collaboration, Measurements of the ZZ production cross sections in the  $2\ell 2\nu$  channel in proton–proton collisions at  $\sqrt{s} = 7$  and 8 TeV and combined constraints on triple gauge couplings. Eur. Phys. J. C **75**, 511 (2015). <https://doi.org/10.1140/epjc/s10052-015-3706-0>. arXiv:1503.05467
- CMS Collaboration, Measurement of the ZZ production cross section and  $Z \rightarrow \ell^+\ell^-\ell'^+\ell'^-$  branching fraction in pp collisions at  $\sqrt{s} = 13$  TeV. Phys. Lett. B **763**, 280 (2016). <https://doi.org/10.1016/j.physletb.2016.10.054>. arXiv:1607.08834
- CMS Collaboration, Measurements of the  $pp \rightarrow ZZ$  production cross section and the  $Z \rightarrow 4\ell$  branching fraction, and constraints on anomalous triple gauge couplings at  $\sqrt{s} = 13$  TeV. Eur. Phys. J. C **78**, 165 (2018). <https://doi.org/10.1140/epjc/s10052-018-5567-9>. arXiv:1709.08601. Erratum: <https://doi.org/10.1140/epjc/s10052-018-5769-1>
- ATLAS Collaboration, Measurement of ZZ production in pp collisions at  $\sqrt{s} = 7$  TeV and limits on anomalous ZZZ and ZZ $\gamma$  couplings with the ATLAS detector. JHEP **03**, 128 (2013). [https://doi.org/10.1007/JHEP03\(2013\)128](https://doi.org/10.1007/JHEP03(2013)128). arXiv:1211.6096
- ATLAS Collaboration, Measurements of four-lepton production in pp collisions at  $\sqrt{s} = 8$  TeV with the ATLAS detector. Phys. Lett. B **753**, 552 (2016). <https://doi.org/10.1016/j.physletb.2015.12.048>. arXiv:1509.07844
- ATLAS Collaboration, Measurement of the ZZ production cross section in pp collisions at  $\sqrt{s} = 13$  TeV with the ATLAS detector. Phys. Rev. Lett. **116**, 101801 (2016). <https://doi.org/10.1103/PhysRevLett.116.101801>. arXiv:1512.05314
- ATLAS Collaboration, Measurement of the four-lepton invariant mass spectrum in 13 TeV proton–proton collisions with the ATLAS detector. JHEP **04**, 048 (2019). [https://doi.org/10.1007/JHEP04\(2019\)048](https://doi.org/10.1007/JHEP04(2019)048). arXiv:1902.05892
- ATLAS Collaboration, Measurement of ZZ production in the  $\ell\ell\nu\nu$  final state with the ATLAS detector in pp collisions at  $\sqrt{s} = 13$  TeV. JHEP **10**, 127 (2019). [https://doi.org/10.1007/JHEP10\(2019\)127](https://doi.org/10.1007/JHEP10(2019)127). arXiv:1905.07163
- ATLAS Collaboration, ZZ  $\rightarrow \ell^+\ell^-\ell'^+\ell'^-$  cross-section measurements and search for anomalous triple gauge couplings in 13 TeV pp collisions with the ATLAS detector. Phys. Rev. D **97**, 032005 (2018). <https://doi.org/10.1103/PhysRevD.97.032005>. arXiv:1709.07703
- F. Cascioli et al., ZZ production at hadron colliders in NNLO QCD. Phys. Lett. B **735**, 311 (2014). <https://doi.org/10.1016/j.physletb.2014.06.056>. arXiv:1405.2219
- M. Grazzini, S. Kallweit, D. Rathlev, ZZ production at the LHC: fiducial cross sections and distributions in NNLO QCD. Phys. Lett. B **750**, 407 (2015). <https://doi.org/10.1016/j.physletb.2015.09.055>. arXiv:1507.06257
- S. Kallweit, M. Wiesemann, ZZ production at the LHC: NNLO predictions for  $2\ell 2\nu$  and  $4\ell$  signatures. Phys. Lett. B **786**, 382 (2018). <https://doi.org/10.1016/j.physletb.2018.10.016>. arXiv:1806.05941
- CMS Collaboration, The CMS experiment at the CERN LHC. JINST **3**, S08004 (2008). <https://doi.org/10.1088/1748-0221/3/08/S08004>
- CMS Collaboration, Performance of electron reconstruction and selection with the CMS detector in proton–proton collisions at  $\sqrt{s} = 8$  TeV. JINST **10**, P06005 (2015). <https://doi.org/10.1088/1748-0221/10/06/P06005>. arXiv:1502.02701
- CMS Collaboration, Performance of CMS muon reconstruction in pp collision events at  $\sqrt{s} = 7$  TeV. JINST **7**, P10002 (2012). <https://doi.org/10.1088/1748-0221/7/10/P10002>. arXiv:1206.4071



21. CMS Collaboration, Performance of the CMS muon detector and muon reconstruction with proton-proton collisions at  $\sqrt{s} = 13$  TeV. *JINST* **13**, P06015 (2018). <https://doi.org/10.1088/1748-0221/13/06/P06015>. arXiv:1804.04528
22. CMS Collaboration, The CMS trigger system. *JINST* **12**, P01020 (2017). <https://doi.org/10.1088/1748-0221/12/01/P01020>. arXiv:1609.02366
23. T. Sjöstrand et al., An introduction to PYTHIA 8.2. *Comput. Phys. Commun.* **191**, 159 (2015). <https://doi.org/10.1016/j.cpc.2015.01.024>. arXiv:1410.3012
24. S. Alioli, P. Nason, C. Oleari, E. Re, A general framework for implementing NLO calculations in shower Monte Carlo programs: the POWHEG box. *JHEP* **06**, 043 (2010). [https://doi.org/10.1007/JHEP06\(2010\)043](https://doi.org/10.1007/JHEP06(2010)043). arXiv:1002.2581
25. CMS Collaboration, Event generator tunes obtained from underlying event and multiparton scattering measurements. *Eur. Phys. J. C* **76**, 155 (2016). <https://doi.org/10.1140/epjc/s10052-016-3988-x>. arXiv:1512.00815
26. NNPDF Collaboration, Parton distributions from high-precision collider data. *Eur. Phys. J. C* **77**, 663 (2017). <https://doi.org/10.1140/epjc/s10052-017-5199-5>. arXiv:1706.00428
27. CMS Collaboration, Extraction and validation of a new set of CMS PYTHIA8 tunes from underlying-event measurements. *Eur. Phys. J. C* **80**, 4 (2020). <https://doi.org/10.1140/epjc/s10052-019-7499-4>. arXiv:1903.12179
28. S. Alioli, P. Nason, C. Oleari, E. Re, NLO vector-boson production matched with shower in POWHEG. *JHEP* **07**, 060 (2008). <https://doi.org/10.1088/1126-6708/2008/07/060>. arXiv:0805.4802
29. P. Nason, A new method for combining NLO QCD with shower Monte Carlo algorithms. *JHEP* **11**, 040 (2004). <https://doi.org/10.1088/1126-6708/2004/11/040>. arXiv:hep-ph/0409146
30. S. Frixione, P. Nason, C. Oleari, Matching NLO QCD computations with parton shower simulations: the POWHEG method. *JHEP* **11**, 070 (2007). <https://doi.org/10.1088/1126-6708/2007/11/070>. arXiv:0709.2092
31. T. Melia, P. Nason, R. Rontsch, G. Zanderighi,  $W^+W^-$ ,  $WZ$  and  $ZZ$  production in the POWHEG BOX. *JHEP* **11**, 078 (2011). [https://doi.org/10.1007/JHEP11\(2011\)078](https://doi.org/10.1007/JHEP11(2011)078). arXiv:1107.5051
32. J.M. Campbell, R.K. Ellis, MCFM for the Tevatron and the LHC. *Nucl. Phys. B Proc. Suppl.* **10**, 205 (2010). <https://doi.org/10.1016/j.nuclphysbps.2010.08.011>. arXiv:1007.3492
33. Y. Gao et al., Spin determination of single-produced resonances at hadron colliders. *Phys. Rev. D* **81**, 075022 (2010). <https://doi.org/10.1103/PhysRevD.81.075022>. arXiv:1001.3396
34. S. Bolognesi et al., Spin and parity of a single-produced resonance at the LHC. *Phys. Rev. D* **86**, 095031 (2012). <https://doi.org/10.1103/PhysRevD.86.095031>. arXiv:1208.4018
35. I. Anderson et al., Constraining anomalous HVV interactions at proton and lepton colliders. *Phys. Rev. D* **89**, 035007 (2014). <https://doi.org/10.1103/PhysRevD.89.035007>. arXiv:1309.4819
36. F. Caola, K. Melnikov, R. Röntsch, L. Tancredi, QCD corrections to ZZ production in gluon fusion at the LHC. *Phys. Rev. D* **92**, 094028 (2015). <https://doi.org/10.1103/PhysRevD.92.094028>. arXiv:1509.06734
37. J. Alwall et al., The automated computation of tree-level and next-to-leading order differential cross sections, and their matching to parton shower simulations. *JHEP* **07**, 079 (2014). [https://doi.org/10.1007/JHEP07\(2014\)079](https://doi.org/10.1007/JHEP07(2014)079). arXiv:1405.0301
38. R. Frederix, S. Frixione, Merging meets matching in MC@NLO. *JHEP* **12**, 061 (2012). [https://doi.org/10.1007/JHEP12\(2012\)061](https://doi.org/10.1007/JHEP12(2012)061). arXiv:1209.6215
39. T. Gleisberg et al., Event generation with SHERPA 1.1. *JHEP* **02**, 007 (2009). <https://doi.org/10.1088/1126-6708/2009/02/007>. arXiv:0811.4622
40. GEANT4 Collaboration, GEANT4—a simulation toolkit. *Nucl. Instrum. Methods A* **506**, 250 (2003). [https://doi.org/10.1016/S0168-9002\(03\)01368-8](https://doi.org/10.1016/S0168-9002(03)01368-8)
41. M. Grazzini, S. Kallweit, M. Wiesemann, Fully differential NNLO computations with Matrix. *Eur. Phys. J. C* **78**, 537 (2018). <https://doi.org/10.1140/epjc/s10052-018-5771-7>. arXiv:1711.06631
42. F. Buccioni et al., Openloops 2. *Eur. Phys. J. C* **79**, 866 (2019). <https://doi.org/10.1140/epjc/s10052-019-7306-2>. arXiv:1907.1307
43. T. Gehrmann, A. von Manteuffel, L. Tancredi, The two-loop helicity amplitudes for  $q\bar{q}' \rightarrow V_1 V_2 \rightarrow 4$  leptons. *JHEP* **09**, 128 (2015). [https://doi.org/10.1007/jhep09\(2015\)128](https://doi.org/10.1007/jhep09(2015)128). arXiv:1503.04812
44. M. Grazzini et al., NNLO QCD + NLO EW with Matrix + OpenLoops: precise predictions for vector-boson pair production. *JHEP* **02**, 087 (2020). [https://doi.org/10.1007/jhep02\(2020\)087](https://doi.org/10.1007/jhep02(2020)087). arXiv:1912.00068
45. V. Bertone, S. Carrazza, N. Hartland, J. Rojo, Illuminating the photon content of the proton within a global pdf analysis. *Sci. Post Phys.* **5**, 008 (2018). <https://doi.org/10.21468/scipostphys.5.1.008>. arXiv:1712.07053
46. M. Grazzini, S. Kallweit, M. Wiesemann, J.Y. Yook, ZZ production at the LHC: NLO QCD corrections to the loop-induced gluon fusion channel. *JHEP* **03**, 070 (2019). [https://doi.org/10.1007/jhep03\(2019\)070](https://doi.org/10.1007/jhep03(2019)070). arXiv:1811.09593
47. CMS Collaboration, Particle-flow reconstruction and global event description with the CMS detector. *JINST* **12**, P10003 (2017). <https://doi.org/10.1088/1748-0221/12/10/P10003>. arXiv:1706.04965
48. M. Cacciari, G.P. Salam, G. Soyez, The anti- $k_T$  jet clustering algorithm. *JHEP* **04**, 063 (2008). <https://doi.org/10.1088/1126-6708/2008/04/063>. arXiv:0802.1189
49. M. Cacciari, G.P. Salam, G. Soyez, FastJet user manual. *Eur. Phys. J. C* **72**, 1896 (2012). <https://doi.org/10.1140/epjc/s10052-012-1896-2>. arXiv:1111.6097
50. M. Cacciari, G.P. Salam, Pileup subtraction using jet areas. *Phys. Lett. B* **659**, 119 (2008). <https://doi.org/10.1016/j.physletb.2007.09.077>. arXiv:0707.1378
51. CMS Collaboration, Measurement of the inclusive W and Z production cross sections in pp collisions at  $\sqrt{s} = 7$  TeV. *JHEP* **10**, 132 (2011). [https://doi.org/10.1007/JHEP10\(2011\)132](https://doi.org/10.1007/JHEP10(2011)132). arXiv:1107.4789
52. CMS Collaboration, Measurements of properties of the Higgs boson decaying into the four-lepton final state in pp collisions at  $\sqrt{s} = 13$  TeV. *JHEP* **11**, 047 (2017). [https://doi.org/10.1007/JHEP11\(2017\)047](https://doi.org/10.1007/JHEP11(2017)047). arXiv:1706.09936
53. Particle Data Group, M. Tanabashi et al., Review of particle physics. *Phys. Rev. D* **98**, 030001 (2018). <https://doi.org/10.1103/PhysRevD.98.030001>
54. CMS Collaboration, Measurement of the properties of a Higgs boson in the four-lepton final state. *Phys. Rev. D* **89**, 092007 (2014). <https://doi.org/10.1103/PhysRevD.89.092007>. arXiv:1312.5353
55. CMS Collaboration, Measurement of the inelastic proton-proton cross section at  $\sqrt{s} = 13$  TeV. *JHEP* **07**, 161 (2018). [https://doi.org/10.1007/JHEP07\(2018\)161](https://doi.org/10.1007/JHEP07(2018)161). arXiv:1802.02613
56. J. Butterworth et al., PDF4LHC recommendations for LHC run II. *J. Phys. G* **43**, 023001 (2016). <https://doi.org/10.1088/0954-3899/43/2/023001>. arXiv:1510.03865
57. NNPDF Collaboration, Parton distributions for the LHC run II. *JHEP* **04**, 040 (2015). [https://doi.org/10.1007/JHEP04\(2015\)040](https://doi.org/10.1007/JHEP04(2015)040). arXiv:1410.8849
58. CMS Collaboration, CMS luminosity measurements for the 2016 data-taking period. CMS Physics Analysis Summary CMS-PAS-LUM-17-001 (2017)
59. CMS Collaboration, CMS luminosity measurement for the 2017 data-taking period at  $\sqrt{s} = 13$  TeV. CMS Physics Analysis Summary CMS-PAS-LUM-17-004 (2018)

60. CMS Collaboration, CMS luminosity measurement for the 2018 data-taking period at  $\sqrt{s} = 13$  TeV. CMS Physics Analysis Summary CMS-PAS-LUM-18-002 (2019)
61. T. Auye, Unfolding algorithms and tests using RooUnfold, in *Proceedings, PHYSTAT 2011 Workshop on Statistical Issues Related to Discovery Claims in Search Experiments and Unfolding*, H. Prosper and L. Lyons, eds., p. 313, CERN, Geneva, Switzerland, 17–20 January, 2011. <https://doi.org/10.5170/CERN-2011-006.313>. arXiv:1105.1160
62. ATLAS, CMS, and the LHC Higgs Combination Group Collaboration, Procedure for the LHC Higgs boson search combination in summer 2011. Technical Report CMS-NOTE-2011-005, ATLAS-PHYS-Pub-2011-11, CERN (2011)
63. G. Cowan, K. Cranmer, E. Gross, O. Vitells, Asymptotic formulae for likelihood-based tests of new physics. *Eur. Phys. J. C* **71**, 1554 (2011). <https://doi.org/10.1140/epjc/s10052-011-1554-0>. arXiv:1007.1727. (Erratum: <https://doi.org/10.1140/epjc/s10052-013-2501-z>)
64. U. Baur, D.L. Rainwater, Probing neutral gauge boson self-interactions in  $ZZ$  production at hadron colliders. *Phys. Rev. D* **62**, 113011 (2000). <https://doi.org/10.1103/PhysRevD.62.113011>. arXiv:hep-ph/0008063
65. C. Degrande, A basis of dimension-eight operators for anomalous neutral triple gauge boson interactions. *JHEP* **02**, 101 (2014). [https://doi.org/10.1007/JHEP02\(2014\)101](https://doi.org/10.1007/JHEP02(2014)101). arXiv:1308.6323
66. A. Bierweiler, T. Kasprzik, J.H. Kuhn, Vector-boson pair production at the LHC to  $\mathcal{O}(\alpha^3)$  accuracy. *JHEP* **12**, 071 (2013). [https://doi.org/10.1007/JHEP12\(2013\)071](https://doi.org/10.1007/JHEP12(2013)071). arXiv:1305.5402
67. J. Baglio, L.D. Ninh, M.M. Weber, Massive gauge boson pair production at the LHC: a next-to-leading order story. *Phys. Rev. D* **88**, 113005 (2013). <https://doi.org/10.1103/PhysRevD.88.113005>. arXiv:1307.4331

## CMS Collaboration

### Yerevan Physics Institute, Yerevan, Armenia

A. M. Sirunyan<sup>†</sup>, A. Tumasyan

### Institut für Hochenergiephysik, Wien, Austria

W. Adam<sup>id</sup>, F. Ambrogio<sup>id</sup>, T. Bergauer, M. Dragicevic<sup>id</sup>, J. Erö, A. Escalante Del Valle<sup>id</sup>, R. Frühwirth<sup>1</sup>, M. Jeitler<sup>1</sup>, N. Krammer, L. Lechner, D. Liko, T. Madlener, I. Mikulec, F. M. Pitters, N. Rad, J. Schieck<sup>id</sup><sup>1</sup>, R. Schöfbeck<sup>id</sup>, M. Spanring, S. Templ, W. Waltenberger<sup>id</sup>, C.-E. Wulz<sup>1</sup>, M. Zarucki

### Institute for Nuclear Problems, Minsk, Belarus

V. Chekhovskiy, A. Litomin, V. Makarenko<sup>id</sup>, J. Suarez Gonzalez

### Universiteit Antwerpen, Antwerpen, Belgium

M. R. Darwish<sup>2</sup>, E. A. De Wolf, D. Di Croce, X. Janssen<sup>id</sup>, T. Kello<sup>3</sup>, A. Lelek, M. Pieters, H. Rejeb Sfar, H. Van Havermaet, P. Van Mechelen, S. Van Putte, N. Van Remortel<sup>id</sup>

### Vrije Universiteit Brussel, Brussel, Belgium

F. Blekman<sup>id</sup>, E. S. Bols<sup>id</sup>, S. S. Chhibra<sup>id</sup>, J. D'Hondt<sup>id</sup>, J. De Clercq<sup>id</sup>, D. Lontkovskiy, S. Lowette<sup>id</sup>, I. Marchesini, S. Moortgat<sup>id</sup>, A. Morton<sup>id</sup>, Q. Python<sup>id</sup>, S. Tavernier, W. Van Doninck, P. Van Mulders

### Université Libre de Bruxelles, Brussels, Belgium

D. Beghin, B. Bilin<sup>id</sup>, B. Clerbaux<sup>id</sup>, G. De Lentdecker, B. Dorney, L. Favart<sup>id</sup>, A. Grebenyuk, A. K. Kalsi<sup>id</sup>, I. Makarenko<sup>id</sup>, L. Moureaux, L. Pétré, A. Popov<sup>id</sup>, N. Postiau, E. Starling<sup>id</sup>, L. Thomas<sup>id</sup>, C. Vander Velde<sup>id</sup>, P. Vanlaer<sup>id</sup>, D. Vannerom, L. Wezenbeek

### Ghent University, Ghent, Belgium

T. Cornelis<sup>id</sup>, D. Dobur, M. Gruchala, I. Khvastunov<sup>4</sup>, M. Niedziela, C. Roskas, K. Skovpen<sup>id</sup>, M. Tytgat<sup>id</sup>, W. Verbeke, B. Vermassen, M. Vit

### Université Catholique de Louvain, Louvain-la-Neuve, Belgium





G. Bruno, F. Bury, C. Caputo<sup>id</sup>, P. David<sup>id</sup>, C. Delaere<sup>id</sup>, M. Delcourt, I. S. Donertas, A. Giammanco<sup>id</sup>, V. Lemaitre, K. Mondal, J. Prisciandaro, A. Taliencio, M. Teklishyn, P. Vischia<sup>id</sup>, S. Wuyckens, J. Zobec

### Centro Brasileiro de Pesquisas Físicas, Rio de Janeiro, Brazil









G. A. Alves<sup>id</sup>, G. Correia Silva, C. Hensel, A. Moraes<sup>id</sup>

### Universidade do Estado do Rio de Janeiro, Rio de Janeiro, Brazil

W. L. Aldá Júnior<sup>id</sup>, E. Belchior Batista Das Chagas, H. BRANDAO MALBOUISSON, W. Carvalho<sup>id</sup>, J. Chinellato<sup>5</sup>, E. Coelho, E. M. Da Costa<sup>id</sup>, G. G. Da Silveira<sup>id</sup><sup>6</sup>, D. De Jesus Damiao<sup>id</sup>, S. Fonseca De Souza<sup>id</sup>, J. Martins<sup>7</sup>, D. Matos Figueiredo, M. Medina Jaime<sup>8</sup>, M. Melo De Almeida, C. Mora Herrera<sup>id</sup>, L. Mundim<sup>id</sup>, H. Nogima,

P. Rebello Teles , L. J. Sanchez Rosas, A. Santoro, S. M. Silva Do Amaral , A. Sznajder , M. Thiel, E. J. Tonelli Manganote<sup>5</sup>, F. Torres Da Silva De Araujo, A. Vilela Pereira 


**Universidade Estadual Paulista <sup>a</sup>, Universidade Federal do ABC <sup>b</sup>, São Paulo, Brazil**

C. A. Bernardes , L. Calligaris , T. R. Fernandez Perez Tomei , E. M. Gregores <sup>a,b</sup>, D. S. Lemos , P. G. Mercadante <sup>a,b</sup>, S. F. Novaes , Sandra S. Padula <sup>a</sup>


**Institute for Nuclear Research and Nuclear Energy, Bulgarian Academy of Sciences, Sofia, Bulgaria**

A. Aleksandrov, G. Antchev, I. Atanasov, R. Hadjiiska, P. Iaydjiev, M. Misheva, M. Rodozov, M. Shopova, G. Sultanov

**University of Sofia, Sofia, Bulgaria**

M. Bonchev, A. Dimitrov, T. Ivanov, L. Litov , B. Pavlov, P. Petkov, A. Petrov










**Beihang University, Beijing, China**

W. Fang <sup>3</sup>, Q. Guo, H. Wang, L. Yuan





**Department of Physics, Tsinghua University, Beijing, China**

M. Ahmad, Z. Hu , Y. Wang

**Institute of High Energy Physics, Beijing, China**

E. Chapon , G. M. Chen <sup>9</sup>, H. S. Chen <sup>9</sup>, M. Chen , T. Javaid<sup>9</sup>, A. Kapoor , D. Leggat, H. Liao, Z. Liu , R. Sharma , A. Spiezia, J. Tao , J. Thomas-wilsker, J. Wang, H. Zhang, J. Zhao 

**State Key Laboratory of Nuclear Physics and Technology, Peking University, Beijing, China**

A. Agapitos, Y. Ban, C. Chen, Q. Huang, A. Levin , Q. Li , M. Lu, X. Lyu, Y. Mao, S. J. Qian, D. Wang , Q. Wang , J. Xiao


**Sun Yat-Sen University, Guangzhou, China**

Z. You 

**Institute of Modern Physics and Key Laboratory of Nuclear Physics and Ion-beam Application (MOE)-Fudan University, Shanghai, China**

X. Gao<sup>3</sup>

**Zhejiang University, Hangzhou, China**

M. Xiao 

**Universidad de Los Andes, Bogota, Colombia**

C. Avila , A. Cabrera, C. Florez , J. Fraga, A. Sarkar, M. A. Segura Delgado

**Universidad de Antioquia, Medellin, Colombia**

J. Jaramillo, J. Mejia Guisao, F. Ramirez, J. D. Ruiz Alvarez , C. A. Salazar González, N. Vanegas Arbelaez

**Faculty of Electrical Engineering, Mechanical Engineering and Naval Architecture, University of Split, Split, Croatia**

D. Giljanovic, N. Godinovic , D. Lelas, I. Puljak , T. Sculac

**University of Split, Faculty of Science, Split, Croatia**

Z. Antunovic, M. Kovac

**Institute Rudjer Boskovic, Zagreb, Croatia**

V. Brigljevic , D. Ferencek , D. Majumder , M. Roguljic, A. Starodumov<sup>10</sup>, T. Susa 

**University of Cyprus, Nicosia, Cyprus**








































M. W. Ather, A. Attikis, E. Erodotou, A. Ioannou, G. Kole , M. Kolosova, S. Konstantinou, G. Mavromanolakis, J. Mousa , C. Nicolaou, F. Ptochos , P. A. Razis, H. Rykaczewski, H. Saka , D. Tsiakkouri

**Charles University, Prague, Czech Republic**






















M. Finger<sup>11</sup>, M. Finger Jr. <sup>11</sup>, A. Kveton, J. Tomsa

**Escuela Politécnica Nacional, Quito, Ecuador**











E. Ayala

**Universidad San Francisco de Quito, Quito, Ecuador**E. Carrera Jarrin **Academy of Scientific Research and Technology of the Arab Republic of Egypt, Egyptian Network of High Energy Physics, Cairo, Egypt**H. Abdalla <sup>12</sup>, Y. Assran <sup>13,14</sup>, A. Mohamed <sup>15</sup>**Center for High Energy Physics (CHEP-FU), Fayoum University, El-Fayoum, Egypt**A. Lotfy, M. A. Mahmoud **National Institute of Chemical Physics and Biophysics, Tallinn, Estonia**S. Bhowmik , A. Carvalho Antunes De Oliveira , R. K. Dewanjee , K. Eghataht, M. Kadastik, M. Raidal , C. Veelken**Department of Physics, University of Helsinki, Helsinki, Finland**P. Eerola , L. Forthomme , H. Kirschenmann , K. Osterberg, M. Voutilainen **Helsinki Institute of Physics, Helsinki, Finland**E. Brücken, F. Garcia, J. Havukainen, V. Karimäki, M. S. Kim, R. Kinnunen, T. Lampén, K. Lassila-Perini, S. Laurila, S. Lehti, T. Lindén, H. Siikonen, E. Tuominen , J. Tuominiemi**Lappeenranta University of Technology, Lappeenranta, Finland**P. Luukka , T. Tuuva**IRFU, CEA, Université Paris-Saclay, Gif-sur-Yvette, France**C. Amendola , M. Besancon, F. Couderc , M. Dejardin, D. Denegri, J. L. Faure, F. Ferri , S. Ganjour, A. Givernaud, P. Gras, G. Hamel de Monchenault , P. Jarry, B. Lenzi, E. Locci, J. Malcles, J. Rander, A. Rosowsky, M.Ö. Sahin , A. Savoy-Navarro <sup>16</sup>, M. Titov , G. B. Yu **Laboratoire Leprince-Ringuet, CNRS/IN2P3, Ecole Polytechnique, Institut Polytechnique de Paris, Palaiseau, France**S. Ahuja , F. Beaudette , M. Bonanomi, A. Buchot Perraguin, P. Busson, C. Charlot, O. Davignon, B. Diab, G. Falmagne, R. Granier de Cassagnac , A. Hakimi, I. Kucher , A. Lobanov , C. Martin Perez, M. Nguyen , C. Ochando, P. Paganini , J. Rembser, R. Salerno , J. B. Sauvan , Y. Sirois , A. Zabi, A. Zghiche **Université de Strasbourg, CNRS, IPHC UMR 7178, Strasbourg, France**J.-L. Agram <sup>17</sup>, J. Andrea, D. Bloch , G. Bourgatte, J.-M. Brom, E. C. Chabert, C. Collard , J.-C. Fontaine <sup>17</sup>, D. Gelé, U. Goerlach, C. Grimault, A.-C. Le Bihan, P. Van Hove**Université de Lyon, Université Claude Bernard Lyon 1, CNRS-IN2P3, Institut de Physique Nucléaire de Lyon, Villeurbanne, France**E. Asilar , S. Beauceron , C. Bernet, G. Boudoul, C. Camen, A. Carle, N. Chanon , D. Contardo, P. Depasse , H. El Mamouni, J. Fay, S. Gascon, M. Gouzevitch, B. Ille, Sa. Jain , I. B. Laktineh, H. Lattaud, A. Lesauvage, M. Lethuillier , L. Mirabito, L. Torterotot, G. Touquet, M. Vander Donckt, S. Viret**Georgian Technical University, Tbilisi, Georgia**T. Toriashvili <sup>18</sup>, Z. Tsamalaidze <sup>11</sup>**I. Physikalisches Institut, RWTH Aachen University, Aachen, Germany**L. Feld , K. Klein, M. Lipinski, D. Meuser, A. Pauls, M. Preuten, M. P. Rauch, J. Schulz, M. Teroerde **III. Physikalisches Institut A, RWTH Aachen University, Aachen, Germany**D. Eliseev, M. Erdmann , P. Fackeldey, B. Fischer, S. Ghosh , T. Hebbeker , K. Hoepfner, H. Keller, L. Mastrolorenzo, M. Merschmeyer , A. Meyer, P. Millet, G. Mocellin, S. Mondal, S. Mukherjee , D. Noll, A. Novak, T. Pook , A. Pozdnyakov , T. Quast, M. Radziej, Y. Rath, H. Reithler, J. Roemer, A. Schmidt , S. C. Schuler, A. Sharma, S. Wiedenbeck, S. Zaleski**III. Physikalisches Institut B, RWTH Aachen University, Aachen, Germany**C. Dziwok, G. Flügge, W. Haj Ahmad <sup>19</sup>, O. Hlushchenko, T. Kress, A. Nowack , C. Pistone, O. Pooth, D. Roy, H. Sert, A. Stahl <sup>20</sup>, T. Ziemons










**Deutsches Elektronen-Synchrotron, Hamburg, Germany**

H. Aarup Petersen, M. Aldaya Martin, P. Asmuss, I. Babounikau , S. Baxter, O. Behnke, A. Bermúdez Martínez, A. A. Bin Anuar , K. Borras<sup>21</sup>, V. Botta, D. Brunner, A. Campbell, A. Cardini, P. Connor, S. Consuegra Rodríguez , V. Danilov, A. De Wit , M. M. Defranchis, L. Didukh, D. Domínguez Damiani, G. Eckerlin, D. Eckstein, T. Eichhorn, L. I. Estevez Banos, E. Gallo<sup>22</sup>, A. Geiser, A. Giraldo, A. Grohsjean , M. Guthoff, A. Harb , A. Jafari <sup>23</sup>, N. Z. Jomhari , H. Jung, A. Kasem<sup>21</sup>, M. Kasemann , H. Kaveh, C. Kleinwort , J. Knolle , D. Krücker, W. Lange, T. Lenz, J. Lidrych, K. Lipka, W. Lohmann<sup>24</sup>, R. Mankel, I.-A. Melzer-Pellmann, J. Metwally, A. B. Meyer, M. Meyer, M. Missiroli , J. Mnich , A. Mussgiller, V. Myronenko , Y. Otariid, D. Pérez Adán, S. K. Pflitsch, D. Pitzl, A. Raspereza, A. Saggio, A. Saibel, M. Savitskyi, V. Scheurer, P. Schütze, C. Schwanenberger , A. Singh, R. E. Sosa Ricardo , N. Tonon , O. Turkot , A. Vagnerini, M. Van De Klundert, R. Walsh, D. Walter, Y. Wen , K. Wichmann, C. Wissing, S. Wuchterl, O. Zenaiev , R. Zlebck 

**University of Hamburg, Hamburg, Germany**

R. Aggleton, S. Bein, L. Benato , A. Benecke, K. De Leo, T. Dreyer, A. Ebrahimi , M. Eich, F. Feindt, A. Fröhlich, C. Garbers , E. Garutti , P. Gunnellini, J. Haller , A. Hinzmann , A. Karavdina, G. Kasieczka, R. Klanner , R. Kogler, V. Kutzner, J. Lange , T. Lange, A. Malara, C. E. N. Niemeyer, A. Nigamova, K. J. Pena Rodriguez, O. Rieger, P. Schleper, S. Schumann, J. Schwandt , D. Schwarz, J. Sonneveld, H. Stadie, G. Steinbrück, B. Vormwald , I. Zoi

**Karlsruher Institut fuer Technologie, Karlsruhe, Germany**

M. Baselga, S. Baur, J. Bechtel, T. Berger, E. Butz , R. Caspart, T. Chwalek, W. De Boer, A. Dierlamm, A. Droll, K. El Morabit, N. Faltermann , K. Flöh, M. Giffels, A. Gottmann, F. Hartmann <sup>20</sup>, C. Heidecker, U. Husemann , M. A. Iqbal, I. Katkov<sup>25</sup>, P. Keicher, R. Koppenhöfer, S. Maier, M. Metzler, S. Mitra , D. Müller, Th. Müller, M. Musich, G. Quast , K. Rabbertz , J. Rauser, D. Savoieu, D. Schäfer, M. Schnepf, M. Schröder , D. Seith, I. Shvetsov, H. J. Simonis, R. Ulrich , M. Wassmer, M. Weber, R. Wolf, S. Wozniewski

**Institute of Nuclear and Particle Physics (INPP), NCSR Demokritos, Aghia Paraskevi, Greece**

G. Anagnostou, P. Asenov, G. Daskalakis, T. Geralis, A. Kyriakis, D. Loukas, G. Paspalaki, A. Stakia

**National and Kapodistrian University of Athens, Athens, Greece**

M. Diamantopoulou, D. Karasavvas, G. Karathanasis, P. Kontaxakis, C. K. Koraka, A. Manousakis-katsikakis, A. Panagiotou, I. Papavergou, N. Saoulidou, K. Theofilatos, K. Vellidis, E. Vourliotis






**National Technical University of Athens, Athens, Greece**

G. Bakas, K. Kousouris , I. Papakrivopoulos, G. Tsipolitis, A. Zacharopoulou



**University of Ioánnina, Ioannina, Greece**

I. Evangelou, C. Foudas, P. Giannios, P. Katsoulis, P. Kokkas, S. Mallios, K. Manitará, N. Manthos, I. Papadopoulos, J. Strogas 

**MTA-ELTE Lendület CMS Particle and Nuclear Physics Group, Eötvös Loránd University, Budapest, Hungary**

M. Bartók <sup>26</sup>, R. Chudasama, M. Csanad , M. M. A. Gadallah<sup>27</sup>, S. Lökös<sup>28</sup>, P. Major, K. Mandal, A. Mehta , G. Pasztor , O. Surányi, G. I. Veres 

**Wigner Research Centre for Physics, Budapest, Hungary**

G. Bencze, C. Hajdu , D. Horvath<sup>29</sup>, F. Sikler , V. Veszpremi, G. Vesztergombi<sup>†</sup>

**Institute of Nuclear Research ATOMKI, Debrecen, Hungary**

S. Czellar, J. Karancsi<sup>26</sup>, J. Molnar, Z. Szillasi, D. Teyssier

**Institute of Physics, University of Debrecen, Debrecen, Hungary**

P. Raics, Z. L. Trocsanyi , G. Zilizi

**Eszterhazy Karoly University, Karoly Robert Campus, Gyongyos, Hungary**

T. Csorgo, F. Nemes, T. Novak

**Indian Institute of Science (IISc), Bangalore, India**

S. Choudhury, J. R. Komaragiri , D. Kumar, L. Panwar, P. C. Tiwari



**National Institute of Science Education and Research, HBNI, Bhubaneswar, India**

S. Bahinipati<sup>30</sup>, D. Dash<sup>10</sup>, C. Kar, P. Mal, T. Mishra, V. K. Muraleedharan Nair Bindhu, A. Nayak<sup>31</sup>, D. K. Sahoo<sup>30</sup>, N. Sur<sup>10</sup>, S. K. Swain

**Panjab University, Chandigarh, India**

S. Bansal<sup>10</sup>, S. B. Beri, V. Bhatnagar, S. Chauhan, N. Dhingra<sup>32</sup>, R. Gupta, A. Kaur, S. Kaur, P. Kumari, M. Lohan, M. Meena, K. Sandeep, S. Sharma, J. B. Singh, A. K. Viridi

**University of Delhi, Delhi, India**

A. Ahmed, A. Bhardwaj, B. C. Choudhary<sup>10</sup>, R. B. Garg, M. Gola, S. Keshri<sup>10</sup>, A. Kumar, M. Naimuddin<sup>10</sup>, P. Priyanka, K. Ranjan, A. Shah<sup>10</sup>

**Saha Institute of Nuclear Physics, HBNI, Kolkata, India**

M. Bharti<sup>33</sup>, R. Bhattacharya, S. Bhattacharya<sup>10</sup>, D. Bhowmik, S. Dutta, S. Ghosh, B. Gomber<sup>34</sup>, M. Maity<sup>35</sup>, S. Nandan, P. Palit, A. Purohit, P. K. Rout, G. Saha, S. Sarkar, M. Sharan, B. Singh<sup>33</sup>, S. Thakur<sup>33</sup>

**Indian Institute of Technology Madras, Madras, India**

P. K. Behera<sup>10</sup>, S. C. Behera, P. Kalbhor, A. Muhammad, R. Pradhan, P. R. Pujahari, A. Sharma, A. K. Sikdar

**Bhabha Atomic Research Centre, Mumbai, India**

D. Dutta, V. Kumar, K. Naskar<sup>36</sup>, P. K. Netrakanti, L. M. Pant, P. Shukla<sup>10</sup>

**Tata Institute of Fundamental Research-A, Mumbai, India**

T. Aziz, M. A. Bhat, S. Dugad, R. Kumar Verma, G. B. Mohanty<sup>10</sup>, U. Sarkar

**Tata Institute of Fundamental Research-B, Mumbai, India**

S. Banerjee, S. Bhattacharya, S. Chatterjee, M. Guchait, S. Karmakar, S. Kumar, G. Majumder, K. Mazumdar, S. Mukherjee, D. Roy, N. Sahoo

**Indian Institute of Science Education and Research (IISER), Pune, India**

S. Dube<sup>10</sup>, B. Kansal, K. Kothekar<sup>10</sup>, S. Pandey, A. Rane, A. Rastogi, S. Sharma<sup>10</sup>

**Department of Physics, Isfahan University of Technology, Isfahan, Iran**

H. Bakhshiansohi<sup>10</sup><sup>37</sup>

**Institute for Research in Fundamental Sciences (IPM), Tehran, Iran**

S. Chenarani<sup>38</sup>, S. M. Etesami, M. Khakzad, M. Mohammadi Najafabadi<sup>10</sup>

**University College Dublin, Dublin, Ireland**

M. Felcini<sup>10</sup>, M. Grunewald<sup>10</sup>

**INFN Sezione di Bari<sup>a</sup>, Università di Bari<sup>b</sup>, Politecnico di Bari<sup>c</sup>, Bari, Italy**

M. Abbrescia<sup>10</sup><sup>a,b</sup>, R. Aly<sup>a,b,39</sup>, C. Aruta<sup>a,b</sup>, A. Colaleo<sup>10</sup><sup>a</sup>, D. Creanza<sup>10</sup><sup>a,c</sup>, N. De Filippis<sup>10</sup><sup>a,c</sup>, M. De Palma<sup>10</sup><sup>a,b</sup>, A. Di Florio<sup>a,b</sup>, A. Di Pilato<sup>a,b</sup>, W. Elmetenawee<sup>10</sup><sup>a,b</sup>, L. Fiore<sup>10</sup><sup>a</sup>, A. Gelmi<sup>a,b</sup>, M. Gul<sup>10</sup><sup>a</sup>, G. Iaselli<sup>10</sup><sup>a,c</sup>, M. Ince<sup>10</sup><sup>a,b</sup>, S. Lezki<sup>10</sup><sup>a,b</sup>, G. Maggi<sup>10</sup><sup>a,c</sup>, M. Maggi<sup>10</sup><sup>a</sup>, I. Margjeka<sup>a,b</sup>, V. Mastrapasqua<sup>a,b</sup>, J. A. Merlin<sup>a</sup>, S. My<sup>10</sup><sup>a,b</sup>, S. Nuzzo<sup>10</sup><sup>a,b</sup>, A. Pompili<sup>10</sup><sup>a,b</sup>, G. Pugliese<sup>10</sup><sup>a,c</sup>, A. Ranieri<sup>10</sup><sup>a</sup>, G. Selvaggi<sup>10</sup><sup>a,b</sup>, L. Silvestris<sup>10</sup><sup>a</sup>, F. M. Simone<sup>a,b</sup>, R. Venditti<sup>10</sup><sup>a</sup>, P. Verwilligen<sup>10</sup><sup>a</sup>

**INFN Sezione di Bologna<sup>a</sup>, Università di Bologna<sup>b</sup>, Bologna, Italy**

G. Abbiendi<sup>10</sup><sup>a</sup>, C. Battilana<sup>10</sup><sup>a,b</sup>, D. Bonacorsi<sup>10</sup><sup>a,b</sup>, L. Borgonovi<sup>a,b</sup>, S. Braibant-Giacomelli<sup>10</sup><sup>a,b</sup>, R. Campanini<sup>10</sup><sup>a,b</sup>, P. Capiluppi<sup>10</sup><sup>a,b</sup>, A. Castro<sup>10</sup><sup>a,b</sup>, F. R. Cavallo<sup>10</sup><sup>a</sup>, C. Ciocca<sup>10</sup><sup>a</sup>, M. Cuffiani<sup>10</sup><sup>a,b</sup>, G. M. Dallavalle<sup>10</sup><sup>a</sup>, T. Diotallevi<sup>a,b</sup>, F. Fabbri<sup>10</sup><sup>a</sup>, A. Fanfani<sup>10</sup><sup>a,b</sup>, E. Fontanesi<sup>a,b</sup>, P. Giacomelli<sup>10</sup><sup>a</sup>, L. Giommi<sup>a,b</sup>, C. Grandi<sup>10</sup><sup>a</sup>, L. Guiducci<sup>a,b</sup>, F. Iemmi<sup>a,b</sup>, S. Lo Meo<sup>a,40</sup>, S. Marcellini<sup>10</sup><sup>a</sup>, G. Masetti<sup>10</sup><sup>a</sup>, F. L. Navarria<sup>10</sup><sup>a,b</sup>, A. Perrotta<sup>10</sup><sup>a</sup>, F. Primavera<sup>10</sup><sup>a,b</sup>, T. Rovelli<sup>10</sup><sup>a,b</sup>, G. P. Siroli<sup>10</sup><sup>a,b</sup>, N. Tosi<sup>10</sup><sup>a</sup>

**INFN Sezione di Catania<sup>a</sup>, Università di Catania<sup>b</sup>, Catania, Italy**




S. Albergo<sup>10</sup><sup>a,b,41</sup>, S. Costa<sup>10</sup><sup>a,b</sup>, A. Di Mattia<sup>10</sup><sup>a</sup>, R. Potenza<sup>a,b</sup>, A. Tricomi<sup>10</sup><sup>a,b,41</sup>, C. Tuve<sup>10</sup><sup>a,b</sup>

**INFN Sezione di Firenze<sup>a</sup>, Università di Firenze<sup>b</sup>, Firenze, Italy**





G. Barbagli<sup>10</sup><sup>a</sup>, A. Cassese<sup>10</sup><sup>a</sup>, R. Ceccarelli<sup>a,b</sup>, V. Ciulli<sup>10</sup><sup>a,b</sup>, C. Civinini<sup>10</sup><sup>a</sup>, R. D'Alessandro<sup>10</sup><sup>a,b</sup>, F. Fiori<sup>a</sup>,

E. Focardi <sup>a,b</sup>, G. Latino <sup>a,b</sup>, P. Lenzi <sup>a,b</sup>, M. Lizzo<sup>a,b</sup>, M. Meschini <sup>a</sup>, S. Paoletti <sup>a</sup>, R. Seidita<sup>a,b</sup>, G. Sguazzoni <sup>a</sup>, L. Viliani <sup>a</sup>
















#### INFN Laboratori Nazionali di Frascati, Frascati, Italy

L. Benussi <sup>a</sup>, S. Bianco <sup>a</sup>, D. Piccolo <sup>a</sup>










#### INFN Sezione di Genova <sup>a</sup>, Università di Genova <sup>b</sup>, Genoa, Italy

M. Bozzo <sup>a,b</sup>, F. Ferro <sup>a</sup>, R. Mulargia<sup>a,b</sup>, E. Robutti <sup>a</sup>, S. Tosi <sup>a,b</sup>





















#### INFN Sezione di Milano-Bicocca <sup>a</sup>, Università di Milano-Bicocca <sup>b</sup>, Milan, Italy

A. Benaglia <sup>a</sup>, A. Beschi<sup>a,b</sup>, F. Brivio<sup>a,b</sup>, F. Cetorelli<sup>a,b</sup>, V. Ciriolo<sup>a,b,20</sup>, F. De Guio <sup>a,b</sup>, M. E. Dinardo <sup>a,b</sup>, P. Dini <sup>a</sup>, S. Gennai <sup>a</sup>, A. Ghezzi <sup>a,b</sup>, P. Govoni <sup>a,b</sup>, L. Guzzi<sup>a,b</sup>, M. Malberti<sup>a</sup>, S. Malvezzi <sup>a</sup>, D. Menasce <sup>a</sup>, F. Monti<sup>a,b</sup>, L. Moroni <sup>a</sup>, M. Paganoni <sup>a,b</sup>, D. Pedrini <sup>a</sup>, S. Ragazzi <sup>a,b</sup>, T. Tabarelli de Fatis <sup>a,b</sup>, D. Valsecchi<sup>a,b,20</sup>, D. Zuolo <sup>a,b</sup>







#### INFN Sezione di Napoli <sup>a</sup>, Università di Napoli 'Federico II' <sup>b</sup>, Napoli, Italy, Università della Basilicata <sup>c</sup>, Potenza, Italy, Università G. Marconi <sup>d</sup>, Rome, Italy

S. Buontempo <sup>a</sup>, N. Cavallo <sup>a,c</sup>, A. De Iorio<sup>a,b</sup>, F. Fabozzi <sup>a,c</sup>, F. Fienga<sup>a</sup>, A. O. M. Iorio <sup>a,b</sup>, L. Lista <sup>a,b</sup>, S. Meola <sup>a,d,20</sup>, P. Paolucci <sup>a,20</sup>, B. Rossi <sup>a</sup>, C. Sciacca <sup>a,b</sup>, E. Voevodina<sup>a,b</sup>










#### INFN Sezione di Padova <sup>a</sup>, Università di Padova <sup>b</sup>, Padova, Italy, Università di Trento <sup>c</sup>, Trento, Italy

P. Azzi <sup>a</sup>, N. Bacchetta <sup>a</sup>, D. Bisello <sup>a,b</sup>, A. Boletti <sup>a,b</sup>, A. Bragagnolo<sup>a,b</sup>, R. Carlin <sup>a,b</sup>, P. Checchia <sup>a</sup>, P. De Castro Manzano<sup>a</sup>, T. Dorigo <sup>a</sup>, F. Gasparini <sup>a,b</sup>, U. Gasparini <sup>a,b</sup>, S. Y. Hoh <sup>a,b</sup>, L. Layer<sup>a,42</sup>, M. Margoni <sup>a,b</sup>, A. T. Meneguzzo <sup>a,b</sup>, M. Presilla<sup>a,b</sup>, P. Ronchese <sup>a,b</sup>, R. Rossin<sup>a,b</sup>, F. Simonetto <sup>a,b</sup>, G. Strong<sup>a</sup>, A. Tiko <sup>a</sup>, M. Tosi <sup>a,b</sup>, H. YARAR<sup>a,b</sup>, M. Zanetti <sup>a,b</sup>, P. Zotto <sup>a,b</sup>, A. Zucchetta <sup>a,b</sup>, G. Zumerle <sup>a,b</sup>























#### INFN Sezione di Pavia <sup>a</sup>, Università di Pavia <sup>b</sup>, Pavia, Italy

C. Aime<sup>a,b</sup>, A. Braghieri <sup>a</sup>, S. Calzaferri<sup>a,b</sup>, D. Fiorina<sup>a,b</sup>, P. Montagna<sup>a,b</sup>, S. P. Ratti<sup>a,b</sup>, V. Re <sup>a</sup>, M. Ressegotti<sup>a,b</sup>, C. Riccardi <sup>a,b</sup>, P. Salvini <sup>a</sup>, I. Vai <sup>a</sup>, P. Vitulo <sup>a,b</sup>














#### INFN Sezione di Perugia <sup>a</sup>, Università di Perugia <sup>b</sup>, Perugia, Italy

M. Biasini <sup>a,b</sup>, G. M. Bilei <sup>a</sup>, D. Ciangottini <sup>a,b</sup>, L. Fanò <sup>a,b</sup>, P. Lariccia<sup>a,b</sup>, G. Mantovani<sup>a,b</sup>, V. Mariani<sup>a,b</sup>, M. Menichelli <sup>a</sup>, F. Moscatelli <sup>a</sup>, A. Piccinelli<sup>a,b</sup>, A. Rossi <sup>a,b</sup>, A. Santocchia <sup>a,b</sup>, D. Spiga <sup>a</sup>, T. Tedeschi<sup>a,b</sup>




























#### INFN Sezione di Pisa <sup>a</sup>, Università di Pisa <sup>b</sup>, Scuola Normale Superiore di Pisa <sup>c</sup>, Pisa, Italy

K. Androsov <sup>a</sup>, P. Azzurri <sup>a</sup>, G. Bagliesi <sup>a</sup>, V. Bertacchi<sup>a,c</sup>, L. Bianchini <sup>a</sup>, T. Boccali <sup>a</sup>, R. Castaldi <sup>a</sup>, M. A. Ciocci <sup>a,b</sup>, R. Dell'Orso <sup>a</sup>, M. R. Di Domenico<sup>a,b</sup>, S. Donato <sup>a</sup>, L. Giannini<sup>a,c</sup>, A. Giassi <sup>a</sup>, M. T. Grippo <sup>a</sup>, F. Ligabue <sup>a,c</sup>, E. Manca <sup>a,c</sup>, G. Mandorli<sup>a,c</sup>, A. Messineo <sup>a,b</sup>, F. Palla <sup>a</sup>, G. Ramirez-Sanchez<sup>a,c</sup>, A. Rizzi <sup>a,b</sup>, G. Rolandi <sup>a,c</sup>, S. Roy Chowdhury<sup>a,c</sup>, A. Scribano<sup>a</sup>, N. Shafiei<sup>a,b</sup>, P. Spagnolo <sup>a</sup>, R. Tenchini <sup>a</sup>, G. Tonelli <sup>a,b</sup>, N. Turini<sup>a</sup>, A. Venturi <sup>a</sup>, P. G. Verdini <sup>a</sup>

#### INFN Sezione di Roma <sup>a</sup>, Sapienza Università di Roma <sup>b</sup>, Rome, Italy

F. Cavallari <sup>a</sup>, M. Cipriani <sup>a,b</sup>, D. Del Re <sup>a,b</sup>, E. Di Marco <sup>a</sup>, M. Diemoz <sup>a</sup>, E. Longo <sup>a,b</sup>, P. Meridiani <sup>a</sup>, G. Organtini <sup>a,b</sup>, F. Pandolfi<sup>a</sup>, R. Paramatti <sup>a,b</sup>, C. Quaranta<sup>a,b</sup>, S. Rahatlou <sup>a,b</sup>, C. Rovelli <sup>a</sup>, F. Santanastasio <sup>a,b</sup>, L. Soffi <sup>a,b</sup>, R. Tramontano<sup>a,b</sup>

#### INFN Sezione di Torino <sup>a</sup>, Università di Torino <sup>b</sup>, Torino, Italy, Università del Piemonte Orientale <sup>c</sup>, Novara, Italy



N. Amapane <sup>a,b</sup>, R. Arcidiacono <sup>a,c</sup>, S. Argiro <sup>a,b</sup>, M. Arneodo <sup>a,c</sup>, N. Bartosik<sup>a</sup>, R. Bellan <sup>a,b</sup>, A. Bellora<sup>a,b</sup>, C. Biino <sup>a</sup>, A. Cappati<sup>a,b</sup>, N. Cartiglia <sup>a</sup>, S. Cometti <sup>a</sup>, M. Costa <sup>a,b</sup>, R. Covarelli <sup>a,b</sup>, N. Demaria <sup>a</sup>, B. Kiani<sup>a,b</sup>, F. Legger<sup>a</sup>, C. Mariotti <sup>a</sup>, S. Maselli <sup>a</sup>, E. Migliore <sup>a,b</sup>, V. Monaco <sup>a,b</sup>, E. Monteil <sup>a,b</sup>, M. Monteno <sup>a</sup>, M. M. Obertino <sup>a,b</sup>, G. Ortona <sup>a</sup>, L. Pacher <sup>a,b</sup>, N. Pastrone <sup>a</sup>, M. Pelliccioni <sup>a</sup>, G. L. Pinna Angioni<sup>a,b</sup>, M. Ruspa <sup>a,c</sup>, R. Salvatico<sup>a,b</sup>, F. Siviero<sup>a,b</sup>, V. Sola <sup>a</sup>, A. Solano<sup>a,b</sup>, D. Soldi <sup>a,b</sup>, A. Staiano <sup>a</sup>, D. Trocino <sup>a,b</sup>

#### INFN Sezione di Trieste <sup>a</sup>, Università di Trieste <sup>b</sup>, Trieste, Italy

S. Belforte <sup>a</sup>, V. Candelise <sup>a,b</sup>, M. Casarsa <sup>a</sup>, F. Cossutti <sup>a</sup>, A. Da Rold <sup>a,b</sup>, G. Della Ricca <sup>a,b</sup>, F. Vazzoler <sup>a,b</sup>

#### Kyungpook National University, Daegu, Korea

S. Dogra <sup>a</sup>, C. Huh, B. Kim, D. H. Kim, G. N. Kim <sup>a</sup>, J. Lee, S. W. Lee <sup>a</sup>, C. S. Moon <sup>a</sup>, Y. D. Oh <sup>a</sup>, S. I. Pak, B. C. Radburn-Smith, S. Sekmen <sup>a</sup>, Y. C. Yang

**Chonnam National University, Institute for Universe and Elementary Particles, Kwangju, Korea**H. Kim, D. H. Moon **Hanyang University, Seoul, Korea**B. Francois, T. J. Kim , J. Park**Korea University, Seoul, Korea**S. Cho, S. Choi , Y. Go, S. Ha, B. Hong , K. Lee, K. S. Lee, J. Lim, J. Park, S. K. Park, J. Yoo**Department of Physics, Kyung Hee University, Seoul, Republic of Korea**J. Goh , A. Gurtu**Sejong University, Seoul, Korea**H. S. Kim , Y. Kim**Seoul National University, Seoul, Korea**J. Almond, J. H. Bhyun, J. Choi, S. Jeon, J. Kim, J. S. Kim, S. Ko, H. Kwon, H. Lee , K. Lee, S. Lee, K. Nam, B. H. Oh, M. Oh, S. B. Oh, H. Seo, U. K. Yang, I. Yoon **University of Seoul, Seoul, Korea**D. Jeon, J. H. Kim, B. Ko, J. S. H. Lee , I. C. Park, Y. Roh, D. Song, I. J. Watson **Department of Physics, Yonsei University, Seoul, Korea**

H. D. Yoo

**Sungkyunkwan University, Suwon, Korea**

Y. Choi, C. Hwang, Y. Jeong, H. Lee, Y. Lee, I. Yu

**College of Engineering and Technology, American University of the Middle East (AUM), Egaila, Kuwait**

Y. Maghrbi

**Riga Technical University, Riga, Latvia**V. Veckalns <sup>43</sup>**Vilnius University, Vilnius, Lithuania**A. Juodagalvis , A. Rinkevicius , G. Tamulaitis**National Centre for Particle Physics, Universiti Malaya, Kuala Lumpur, Malaysia**


W. A. T. Wan Abdullah, M. N. Yusli, Z. Zolkapli

**Universidad de Sonora (UNISON), Hermosillo, Mexico**J. F. Benitez , A. Castaneda Hernandez , J. A. Murillo Quijada , L. Valencia Palomo **Centro de Investigacion y de Estudios Avanzados del IPN, Mexico City, Mexico**G. Ayala, H. Castilla-Valdez, E. De La Cruz-Burelo , I. Heredia-De La Cruz <sup>44</sup>, R. Lopez-Fernandez, D. A. Perez Navarro, A. Sanchez-Hernandez **Universidad Iberoamericana, Mexico City, Mexico**


S. Carrillo Moreno, C. Oropeza Barrera, M. Ramirez-Garcia, F. Vazquez Valencia

**Benemerita Universidad Autonoma de Puebla, Puebla, Mexico**

J. Eysermans, I. Pedraza, H. A. Salazar Ibarquen, C. Uribe Estrada

**Universidad Autónoma de San Luis Potosí, San Luis Potosí, Mexico**A. Morelos Pineda **University of Montenegro, Podgorica, Montenegro**J. Mijuskovic<sup>4</sup>, N. Raicevic**University of Auckland, Auckland, New Zealand**D. Krofcheck 

**University of Canterbury, Christchurch, New Zealand**

S. Bheesette, P. H. Butler 


**National Centre for Physics, Quaid-I-Azam University, Islamabad, Pakistan**

A. Ahmad, M. I. Asghar, M. I. M. Awan, H. R. Hoorani, W. A. Khan, M. A. Shah, M. Shoaib , M. Waqas

**AGH University of Science and Technology Faculty of Computer Science, Electronics and Telecommunications, Kraków, Poland**

V. Avati, L. Grzanka, M. Malawski

**National Centre for Nuclear Research, Swierk, Poland**

H. Bialkowska, M. Bluj , B. Boimska, T. Frueboes, M. Górski, M. Kazana, M. Szleper, P. Traczyk, P. Zalewski

**Institute of Experimental Physics, Faculty of Physics, University of Warsaw, Warsaw, Poland**

K. Bunkowski, A. Byszuk<sup>45</sup>, K. Doroba, A. Kalinowski , M. Konecki , J. Krolkowski, M. Olszewski, M. Walczak

**Laboratório de Instrumentação e Física Experimental de Partículas, Lisbon, Portugal**

M. Araujo, P. Bargassa , D. Bastos, P. Faccioli , M. Gallinaro , J. Hollar, N. Leonardo , T. Niknejad, J. Seixas , K. Shchelina, O. Toldaiev , J. Varela 




**Joint Institute for Nuclear Research, Dubna, Russia**

S. Afanasiev, P. Bunin, M. Gavrilenko, I. Golutvin, I. Gorbunov, A. Kamenev, V. Karjavine, A. Lanev, A. Malakhov, V. Matveev<sup>46,47</sup>, P. Moisenz, V. Palichik, V. Perelygin, M. Savina, D. Seitova, V. Shalaev, S. Shmatov, S. Shulha, V. Smirnov, O. Teryaev, N. Voytishin, A. Zarubin, I. Zhizhin


**Petersburg Nuclear Physics Institute, Gatchina (St. Petersburg), Russia**

G. Gavrillov, V. Golovtsov, Y. Ivanov, V. Kim<sup>48</sup>, E. Kuznetsova<sup>49</sup>, V. Murzin, V. Oreshkin, I. Smirnov, D. Sosnov, V. Sulimov, L. Uvarov, S. Volkov, A. Vorobyev

**Institute for Nuclear Research, Moscow, Russia**

Yu. Andreev , A. Dermenev, S. Gninenko , N. Golubev, A. Karneyeu, M. Kirsanov, N. Krasnikov, A. Pashenkov, G. Pivovarov , D. Tlisov<sup>†</sup>, A. Toropin


**Institute for Theoretical and Experimental Physics named by A.I. Alikhanov of NRC ‘Kurchatov Institute’, Moscow, Russia**

V. Epshteyn, V. Gavrillov, N. Lychkovskaya, A. Nikitenko<sup>50</sup>, V. Popov, G. Safronov, A. Spiridonov, A. Stepenov, M. Toms, E. Vlasov , A. Zhokin

**Moscow Institute of Physics and Technology, Moscow, Russia**

T. Aushev

**National Research Nuclear University ‘Moscow Engineering Physics Institute’ (MEPhI), Moscow, Russia**

O. Bychkova, M. Chadeeva , R. Chistov<sup>52</sup>, P. Parygin, E. Popova


**P.N. Lebedev Physical Institute, Moscow, Russia**

V. Andreev, M. Azarkin, I. Dremin, M. Kirakosyan, A. Terkulov

**Skobeltsyn Institute of Nuclear Physics, Lomonosov Moscow State University, Moscow, Russia**

A. Belyaev, E. Boos , V. Bunichev, M. Dubinin , L. Dudko , A. Ershov, V. Klyukhin , O. Kodolova, I. Lokhtin , S. Obraztsov, S. Petrushanko, V. Savrin, A. Snigirev 

**Novosibirsk State University (NSU), Novosibirsk, Russia**

















V. Blinov<sup>54</sup>, T. Dimova<sup>54</sup>, L. Kardapoltsev<sup>54</sup>, I. Ovtin<sup>54</sup>, Y. Skovpen 

**Institute for High Energy Physics of National Research Centre ‘Kurchatov Institute’, Protvino, Russia**




























































I. Azhgirey , I. Bayshev, V. Kachanov, A. Kalinin, D. Konstantinov, V. Petrov, R. Ryutin, A. Sobol, S. Troshin , N. Tyurin, A. Uzunian, A. Volkov

**National Research Tomsk Polytechnic University, Tomsk, Russia**

A. Babaev, A. Iuzhakov, V. Okhotnikov, L. Sukhikh

**Tomsk State University, Tomsk, Russia**V. Borchsh, V. Ivanchenko , E. Tcherniaev**University of Belgrade: Faculty of Physics and VINCA Institute of Nuclear Sciences, Belgrade, Serbia**P. Adzic<sup>55</sup>, P. Cirkovic , M. Dordevic , P. Milenovic, J. Milosevic **Centro de Investigaciones Energéticas Medioambientales y Tecnológicas (CIEMAT), Madrid, Spain**M. Aguilar-Benitez, J. Alcaraz Maestre , A. Álvarez Fernández, I. Bachiller, M. Barrio Luna, Cristina F. Bedoya , J. A. Brochero Cifuentes , C. A. Carrillo Montoya, M. Cepeda , M. Cerrada, N. Colino , B. De La Cruz, A. Delgado Peris , J. P. Fernández Ramos , J. Flix , M. C. Fouz, A. García Alonso, O. Gonzalez Lopez , S. Goy Lopez, J. M. Hernandez , M. I. Josa, J. León Holgado, D. Moran, Á. Navarro Tobar, A. Pérez-Calero Yzquierdo , J. Puerta Pelayo , I. Redondo , L. Romero, S. Sánchez Navas, M. S. Soares , A. Triossi , L. Urda Gómez, C. Willmott**Universidad Autónoma de Madrid, Madrid, Spain**

C. Albajar, J. F. de Trocóniz, R. Reyes-Almanza

**Universidad de Oviedo, Instituto Universitario de Ciencias y Tecnologías Espaciales de Asturias (ICTEA), Oviedo, Spain**B. Alvarez Gonzalez, J. Cuevas , C. Erice, J. Fernandez Menendez , S. Folgueras , I. Gonzalez Caballero , E. Palencia Cortezon , C. Ramón Álvarez, J. Ripoll Sau, V. Rodríguez Bouza , S. Sanchez Cruz , A. Trapote**Instituto de Física de Cantabria (IFCA), CSIC-Universidad de Cantabria, Santander, Spain**I. J. Cabrillo, A. Calderon , B. Chazin Quero, J. Duarte Campderros , M. Fernandez , P. J. Fernández Manteca , G. Gomez, C. Martinez Rivero, P. Martinez Ruiz del Arbol , F. Matorras , J. Piedra Gomez , C. Priels, F. Ricci-Tam , T. Rodrigo , A. Ruiz-Jimeno , L. Scodellaro , I. Vila, J. M. Vizan Garcia **University of Colombo, Colombo, Sri Lanka**MK Jayananda, B. Kailasapathy<sup>56</sup>, D. U. J. Sonnadara, DDC Wickramarathna**Department of Physics, University of Ruhuna, Matara, Sri Lanka**W. G. D. Dharmaratna , K. Liyanage, N. Perera, N. Wickramage**CERN, European Organization for Nuclear Research, Geneva, Switzerland**T. K. Aarrestad, D. Abbaneo, B. Akgun, E. Auffray, G. Auzinger, J. Baechler, P. Baillon, A. H. Ball, D. Barney, J. Bendavid, N. Beni, M. Bianco , A. Bocci, P. Bortignon , E. Bossini, E. Brondolin, T. Camporesi, G. Cerminara, L. Cristella , D. d'Enterria , A. Dabrowski, N. Daci, V. Daponte, A. David , A. De Roeck , M. Deile, R. Di Maria , M. Dobson, M. Dünser , N. Dupont, A. Elliott-Peisert, N. Emriskova, F. Fallavollita<sup>57</sup>, D. Fasanella , S. Fiorendi , A. Florent , G. Franzoni , J. Fulcher , W. Funk, S. Giani, D. Gigi, K. Gill, F. Glege, L. Gouskos, M. Guilbaud, D. Gulhan, M. Haranko , J. Hegeman , Y. Iiyama , V. Innocente, T. James, P. Janot , J. Kaspar, J. Kieseler , M. Komm , N. Kratochwil, C. Lange , P. Lecoq , K. Long, C. Lourenço , L. Malgeri , M. Mannelli, A. Massironi , F. Meijers, S. Mersi , E. Meschi , F. Moortgat , M. Mulders , J. Ngadiuba, J. Niedziela , S. Orfanelli, L. Orsini, F. Pantaleo , L. Pape, E. Perez, M. Peruzzi, A. Petrilli, G. Petrucciani , A. Pfeiffer , M. Pierini , D. Rabady , A. Racz, M. Rieger , M. Rovere, H. Sakulin, J. Salfeld-Nebgen , S. Scarfi, C. Schäfer, C. Schwick, M. Selvaggi, A. Sharma, P. Silva , W. Snoeys , P. Spicas , J. Steggemann , S. Summers, V. R. Tavolaro , D. Treille, A. Tsirou, G. P. Van Onsem , A. Vartak , M. Verzetti, K. A. Wozniak, W. D. Zeuner**Paul Scherrer Institut, Villigen, Switzerland**L. Caminada , W. Erdmann, R. Horisberger, Q. Ingram, H. C. Kaestli, D. Kotlinski, U. Langenegger, T. Rohe**ETH Zurich-Institute for Particle Physics and Astrophysics (IPA), Zurich, Switzerland**M. Backhaus , P. Berger, A. Calandri, N. Chernyavskaya, A. De Cosa, G. Dissertori , M. Dittmar, M. Donegà, C. Dorfer, T. Gadek, T. A. Gómez Espinosa , C. Grab , D. Hits, W. Luster mann, A.-M. Lyon, R. A. Manzoni , M. T. Meinhard, F. Micheli, F. Nessi-Tedaldi, F. Pauss, V. Perovic, G. Perrin, L. Perrozzi, S. Pigazzini , M. G. Ratti , M. Reichmann, C. Reissel, T. Reitenspiess, B. Ristic, D. Ruini, D. A. Sanz Becerra, M. Schönenberger , V. Stampf, M. L. Vesterbacka Olsson, R. Wallny , D. H. Zhu



**Universität Zürich, Zurich, Switzerland**

C. Amsler<sup>60</sup>, C. Botta<sup>id</sup>, D. Brzhechko, M. F. Canelli<sup>id</sup>, R. Del Burgo, J. K. Heikkilä<sup>id</sup>, M. Huwiler, A. Jofrehei, B. Kilminster<sup>id</sup>, S. Leontsinis<sup>id</sup>, A. Macchiolo, P. Meiring, V. M. Mikuni, U. Molinatti, I. Neutelings, G. Rauco, A. Reimers, P. Robmann, K. Schweiger<sup>id</sup>, Y. Takahashi<sup>id</sup>, S. Wertz<sup>id</sup>

**National Central University, Chung-Li, Taiwan**

C. Adloff<sup>61</sup>, C. M. Kuo, W. Lin, A. Roy, T. Sarkar<sup>id</sup><sup>35</sup>, S. S. Yu

**National Taiwan University (NTU), Taipei, Taiwan**

L. Ceard, P. Chang<sup>id</sup>, Y. Chao, K. F. Chen, P. H. Chen, W.-S. Hou<sup>id</sup>, Y.y. Li, R.-S. Lu, E. Paganis, A. Psallidas, A. Steen, E. Yazgan<sup>id</sup>

**Department of Physics, Faculty of Science, Chulalongkorn University, Bangkok, Thailand**

B. Asavapibhop<sup>id</sup>, C. Asawatangtrakuldee, N. Srimanobhas

**Physics Department, Science and Art Faculty, Çukurova University, Adana, Turkey**

F. Boran, S. Damarseckin<sup>62</sup>, Z. S. Demiroglu<sup>id</sup>, F. Dolek, C. Dozen<sup>63</sup>, I. Dumanoglu<sup>64</sup>, E. Eskut, G. Gokbulut, Y. Guler, E. Gurpinar Guler<sup>65</sup>, I. Hos<sup>66</sup>, C. Isik, E. E. Kangal<sup>67</sup>, O. Kara, A. Kayis Topaksu, U. Kiminsu<sup>id</sup>, G. Onengut, K. Ozdemir<sup>68</sup>, A. Polatoz, A. E. Simsek, B. Tali<sup>69</sup>, U. G. Tok, S. Turkcapar, I. S. Zorbakir<sup>id</sup>, C. Zorbilmez

**Physics Department, Middle East Technical University, Ankara, Turkey**

B. Isildak<sup>70</sup>, G. Karapinar<sup>71</sup>, K. Ocalan<sup>id</sup><sup>72</sup>, M. Yalvac<sup>73</sup>

**Bogazici University, Istanbul, Turkey**

I. O. Atakisi, E. Gülmez<sup>id</sup>, M. Kaya<sup>74</sup>, O. Kaya<sup>75</sup>, Ö. Özçelik, S. Tekten<sup>76</sup>, E. A. Yetkin<sup>id</sup><sup>77</sup>

**Istanbul Technical University, Istanbul, Turkey**

A. Cakir<sup>id</sup>, K. Cankocak<sup>64</sup>, Y. Komurcu, S. Sen<sup>id</sup><sup>78</sup>

**Istanbul University, Istanbul, Turkey**

F. Aydogmus Sen, S. Cerci<sup>69</sup>, B. Kaynak, S. Ozkorucuklu, D. Sunar Cerci<sup>69</sup>

**Institute for Scintillation Materials of National Academy of Science of Ukraine, Kharkov, Ukraine**

B. Grynyov

**National Scientific Center, Kharkov Institute of Physics and Technology, Kharkov, Ukraine**

L. Levchuk<sup>id</sup>

**University of Bristol, Bristol, UK**

E. Bhal, S. Bologna, J. J. Brooke<sup>id</sup>, E. Clement<sup>id</sup>, D. Cussans, H. Flacher<sup>id</sup>, J. Goldstein<sup>id</sup>, G. P. Heath, H. F. Heath<sup>id</sup>, L. Kreczko<sup>id</sup>, B. Krikler<sup>id</sup>, S. Paramesvaran, T. Sakuma<sup>id</sup>, S. Seif El Nasr-Storey, V. J. Smith, J. Taylor, A. Titterton

**Rutherford Appleton Laboratory, Didcot, UK**

K. W. Bell, A. Belyaev<sup>id</sup><sup>79</sup>, C. Brew<sup>id</sup>, R. M. Brown, D. J. A. Cockerill, K. V. Ellis, K. Harder, S. Harper, J. Linacre<sup>id</sup>, K. Manolopoulos, D. M. Newbold<sup>id</sup>, E. Olaiya, D. Petyt, T. Reis<sup>id</sup>, T. Schuh, C. H. Shepherd-Themistocleous, A. Thea<sup>id</sup>, I. R. Tomalin, T. Williams

**Imperial College, London, UK**

R. Bainbridge<sup>id</sup>, P. Bloch, S. Bonomally, J. Borg<sup>id</sup>, S. Breeze, O. Buchmuller, A. Bundock<sup>id</sup>, V. Cepaitis, G. S. Chahal<sup>80</sup>, D. Colling, P. Dauncey<sup>id</sup>, G. Davies, M. Della Negra<sup>id</sup>, G. Fedi<sup>id</sup>, G. Hall<sup>id</sup>, G. Iles, J. Langford, L. Lyons, A.-M. Magnan, S. Malik, A. Martelli<sup>id</sup>, V. Milosevic<sup>id</sup>, J. Nash<sup>id</sup><sup>81</sup>, V. Palladino<sup>id</sup>, M. Pesaresi, D. M. Raymond, A. Richards, A. Rose, E. Scott<sup>id</sup>, C. Seez, A. Shtipliyski, M. Stoye, A. Tapper<sup>id</sup>, K. Uchida, T. Virdee<sup>id</sup><sup>20</sup>, N. Wardle<sup>id</sup>, S. N. Webb, D. Winterbottom, A. G. Zecchinelli



**Brunel University, Uxbridge, UK**

J. E. Cole<sup>id</sup>, P. R. Hobson<sup>id</sup>, A. Khan, P. Kyberd<sup>id</sup>, C. K. Mackay, I. D. Reid<sup>id</sup>, L. Teodorescu, S. Zahid

**Baylor University, Waco, USA**

A. Brinkerhoff<sup>id</sup>, K. Call, B. Caraway, J. Dittmann, K. Hatakeyama, A. R. Kanuganti, C. Madrid, B. McMaster, N. Pastika, S. Sawant, C. Smith, J. Wilson

**Catholic University of America, Washington, DC, USA**

R. Bartek , A. Dominguez , R. Uniyal, A. M. Vargas Hernandez

**The University of Alabama, Tuscaloosa, USA**

A. Buccilli , O. Charaf, S. I. Cooper, S. V. Gleyzer, C. Henderson , P. Rumerio, C. West






**Boston University, Boston, USA**

A. Akpinar, A. Albert , D. Arcaro, C. Cosby, Z. Demiragli, D. Gastler, C. Richardson, J. Rohlf, K. Salyer, D. Sperka, D. Spitzbart , I. Suarez, S. Yuan, D. Zou





**Brown University, Providence, USA**

G. Benelli, B. Burkle , X. Coubez<sup>21</sup>, D. Cutts , Y.t. Duh, M. Hadley, U. Heintz, J. M. Hogan <sup>82</sup>, K. H. M. Kwok, E. Laird, G. Landsberg , K. T. Lau, J. Lee, M. Narain, S. Sagir <sup>83</sup>, R. Syarif , E. Usai , W. Y. Wong, D. Yu, W. Zhang




**University of California, Davis, Davis, USA**

R. Band, C. Brainerd , R. Breedon, M. Calderon De La Barca Sanchez, M. Chertok, J. Conway , R. Conway, P. T. Cox, R. Erbacher, C. Flores, G. Funk, F. Jensen, W. Ko<sup>†</sup>, O. Kukral, R. Lander, M. Mulhearn, D. Pellett, J. Pilot, M. Shi, D. Taylor , K. Tos, M. Tripathi , Y. Yao, F. Zhang 









**University of California, Los Angeles, USA**

M. Bachtis, R. Cousins , A. Dasgupta, D. Hamilton, J. Hauser , M. Ignatenko, T. Lam, N. Mccoll, W. A. Nash, S. Regnard , D. Saltzberg , C. Schnaible, B. Stone, V. Valuev




**University of California, Riverside, Riverside, USA**

K. Burt, Y. Chen, R. Clare , J. W. Gary , S. M. A. Ghiasi Shirazi, G. Hanson, G. Karapostoli, O. R. Long , N. Manganelli, M. Olmedo Negrete, M. I. Paneva, W. Si, S. Wimpenny, Y. Zhang

**University of California, San Diego, La Jolla, USA**

J. G. Branson, P. Chang, S. Cittolin, S. Cooperstein, N. Deelen, M. Derdzinski, J. Duarte , R. Gerosa , D. Gilbert , B. Hashemi, V. Krutelyov , J. Letts , M. Masciovecchio, S. May, S. Padhi, M. Pieri , V. Sharma , M. Tadel, F. Würthwein , A. Yagil 

**Department of Physics, University of California, Santa Barbara, Santa Barbara, USA**

N. Amin, C. Campagnari, M. Citron, A. Dorsett, V. Dutta, J. Incandela , B. Marsh, H. Mei, A. Ovcharova, H. Qu , M. Quinnan, J. Richman, U. Sarica , D. Stuart, S. Wang

**California Institute of Technology, Pasadena, USA**

D. Anderson, A. Bornheim , O. Cerri, I. Dutta, J. M. Lawhorn , N. Lu , J. Mao, H. B. Newman , T. Q. Nguyen , J. Pata, M. Spiropulu , J. R. Vlimant , S. Xie , Z. Zhang , R. Y. Zhu 








**Carnegie Mellon University, Pittsburgh, USA**

J. Alison, M. B. Andrews, T. Ferguson , T. Mudholkar, M. Paulini , M. Sun, I. Vorobiev






























**University of Colorado Boulder, Boulder, USA**

J. P. Cumalat, W. T. Ford , E. MacDonald, T. Mulholland, R. Patel, A. Perloff , K. Stenson , K. A. Ulmer , S. R. Wagner 

**Cornell University, Ithaca, USA**







J. Alexander, Y. Cheng, J. Chu, D. J. Cranshaw, A. Datta, A. Frankenthal , K. Mcdermott , J. Monroy , J. R. Patterson , D. Quach , A. Ryd, W. Sun , S. M. Tan, Z. Tao, J. Thom, P. Wittich , M. Zientek

**Fermi National Accelerator Laboratory, Batavia, USA**

S. Abdullin , M. Albrow , M. Alyari, G. Apollinari, A. Apresyan , A. Apyan , S. Banerjee, L. A. T. Bauerdick , A. Beretvas , D. Berry , J. Berryhill , P. C. Bhat, K. Burkett , J. N. Butler, A. Canepa, G. B. Cerati , H. W. K. Cheung , F. Chlebana, M. Cremonesi, V. D. Elvira , J. Freeman, Z. Gecse, E. Gottschalk , L. Gray, D. Green, S. Grünendahl , O. Gutsche , R. M. Harris , S. Hasegawa, R. Heller, T. C. Herwig, J. Hirschauer , B. Jayatilaka , S. Jindariani, M. Johnson, U. Joshi, P. Klabbers , T. Klijnsma, B. Klima , M. J. Kortelainen , S. Lammel , D. Lincoln , R. Lipton, M. Liu, T. Liu, J. Lykken, K. Maeshima, D. Mason, P. McBride , P. Merkel, S. Mrenna , S. Nahn, V. O'Dell, V. Papadimitriou, K. Pedro , C. Pena <sup>53</sup>, O. Prokofyev, F. Ravera , A. Reinsvold Hall 

L. Ristori , B. Schneider , E. Sexton-Kennedy , N. Smith, A. Soha , W. J. Spalding , L. Spiegel, S. Stoynev , J. Strait , L. Taylor , S. Tkaczyk, N. V. Tran, L. Uplegger , E. W. Vaandering , H. A. Weber , A. Woodard


#### University of Florida, Gainesville, USA

D. Acosta, P. Avery, D. Bourilkov , L. Cadamuro , V. Cherepanov, F. Errico, R. D. Field, D. Guerrero, B. M. Joshi, M. Kim, J. Konigsberg, A. Korytov, K. H. Lo, K. Matchev, N. Menendez, G. Mitselmakher , D. Rosenzweig, K. Shi , J. Wang , S. Wang , X. Zuo










#### Florida State University, Tallahassee, USA

T. Adams , A. Askew, D. Diaz, R. Habibullah , S. Hagopian , V. Hagopian, K. F. Johnson, R. Khurana, T. Kolberg , G. Martinez, H. Prosper, C. Schiber, R. Yohay , J. Zhang








#### Florida Institute of Technology, Melbourne, USA

M. M. Baarmand , S. Butalla, T. Elkafrawy <sup>84</sup>, M. Hohlmann , D. Noonan, M. Rahmani, M. Saunders, F. Yumiceva 






#### University of Illinois at Chicago (UIC), Chicago, USA

M. R. Adams, L. Apanasevich , H. Becerril Gonzalez, R. Cavanaugh , X. Chen , S. Dittmer, O. Evdokimov , C. E. Gerber , D. A. Hangal, D. J. Hofman , C. Mills , G. Oh, T. Roy, M. B. Tonjes, N. Varelas, J. Viinikainen , X. Wang, Z. Wu 











#### The University of Iowa, Iowa City, USA

M. Alhusseini, K. Dilsiz <sup>85</sup>, S. Durgut, R. P. Gandrajula , M. Haytmyradov, V. Khristenko, O. K. Köseyan, J.-P. Merlo, A. Mestvirishvili <sup>86</sup>, A. Moeller, J. Nachtman, H. Ogul <sup>87</sup>, Y. Onel, F. Ozok <sup>88</sup>, A. Penzo, C. Snyder, E. Tiras, J. Wetzel , K. Yi <sup>89</sup>

#### Johns Hopkins University, Baltimore, USA

O. Amram, B. Blumenfeld , L. Corcodilos, M. Eminizer, A. V. Gritsan , S. Kyriacou, P. Maksimovic, C. Mantilla , J. Roskes , M. Swartz, T.Á. Vámi 

#### The University of Kansas, Lawrence, USA

C. Baldenegro Barrera, P. Baringer , A. Bean , A. Bylinkin , T. Isidori, S. Khalil , J. King, G. Krintiras , A. Kropivnitskaya, C. Lindsey, N. Minafra , M. Murray, C. Rogan , C. Royon, S. Sanders, E. Schmitz, J. D. Tapia Takaki , Q. Wang , J. Williams, G. Wilson 

#### Kansas State University, Manhattan, USA

S. Duric, A. Ivanov , K. Kaadze, D. Kim, Y. Maravin , T. Mitchell, A. Modak, A. Mohammadi













#### Lawrence Livermore National Laboratory, Livermore, USA

F. Rebassoo, D. Wright





#### University of Maryland, College Park, USA

E. Adams, A. Baden, O. Baron, A. Belloni , S. C. Eno , Y. Feng, N. J. Hadley, S. Jabeen, G. Y. Jeng , R. G. Kellogg, T. Koeth, A. C. Mignerey, S. Nabili, M. Seidel , A. Skuja, S. C. Tonwar, L. Wang, K. Wong


#### Massachusetts Institute of Technology, Cambridge, USA

D. Abercrombie, B. Allen , R. Bi, S. Brandt, W. Busza , I. A. Cali, Y. Chen , M. D'Alfonso , G. Gomez Ceballos, M. Goncharov, P. Harris, D. Hsu, M. Hu, M. Klute, D. Kovalskyi , J. Krupa, Y.-J. Lee , P. D. Luckey, B. Maier, A. C. Marini , C. McGinn, C. Mironov, S. Narayanan , X. Niu, C. Paus, D. Rankin, C. Roland, G. Roland, Z. Shi , G. S. F. Stephans , K. Sumorok, K. Tatar , D. Velicanu, J. Wang, T. W. Wang, Z. Wang, B. Wyslouch 






#### University of Minnesota, Minneapolis, USA

R. M. Chatterjee, A. Evans , S. Guts<sup>†</sup>, P. Hansen, J. Hiltbrand, Sh. Jain , M. Krohn, Y. Kubota, Z. Lesko, J. Mans , M. Revering, R. Rusack, R. Saradhy, N. Schroeder, N. Strobbe , M. A. Wadud




#### University of Mississippi, Oxford, USA

J. G. Acosta, S. Oliveros 

#### University of Nebraska-Lincoln, Lincoln, USA

K. Bloom , S. Chauhan , D. R. Claes, C. Fangmeier, L. Finco , F. Golf , J. R. González Fernández, I. Kravchenko , J. E. Siado, G. R. Snow<sup>†</sup>, B. Stieger, W. Tabb, F. Yan

**State University of New York at Buffalo, Buffalo, USA**

G. Agarwal, H. Bandyopadhyay, C. Harrington, L. Hay, I. Iashvili , A. Kharchilava, C. McLean , D. Nguyen, J. Pekkanen, S. Rappoccio , B. Roozbahani






**Northeastern University, Boston, USA**

G. Alverson , E. Barberis, C. Freer, Y. Haddad , A. Hortiangtham, J. Li, G. Madigan, B. Marzocchi , D. M. Morse , V. Nguyen, T. Orimoto, A. Parker, L. Skinnari , A. Tishelman-Charny, T. Wamorkar, B. Wang, A. Wisecarver, D. Wood 

**Northwestern University, Evanston, USA**

S. Bhattacharya, J. Bueghly, Z. Chen, A. Gilbert , T. Gunter, K. A. Hahn, N. Odell, M. H. Schmitt , K. Sung, M. Velasco

**University of Notre Dame, Notre Dame, USA**

R. Bucci, N. Dev , R. Goldouzian, M. Hildreth, K. Hurtado Anampa , C. Jessop, D. J. Karmgard, K. Lannon, W. Li, N. Loukas , N. Marinelli, I. Mcalister, F. Meng, K. Mohrman, Y. Musienko<sup>46</sup>, R. Ruchti, P. Siddireddy, S. Taroni , M. Wayne, A. Wightman, M. Wolf , L. Zygala

**The Ohio State University, Columbus, USA**

J. Alimena , B. Bylsma, B. Cardwell, L. S. Durkin, B. Francis, C. Hill , A. Lefeld, B. L. Winer, B. R. Yates 








**Princeton University, Princeton, USA**

P. Das, G. Dezoort, P. Elmer , B. Greenberg, N. Haubrich, S. Higginbotham, A. Kalogeropoulos , G. Kopp, S. Kwan, D. Lange, M. T. Lucchini , J. Luo, D. Marlow , K. Mei , I. Ojalvo, J. Olsen , C. Palmer, P. Piroué, D. Stickland , C. Tully 

**University of Puerto Rico, Mayaguez, USA**

S. Malik , S. Norberg

**Purdue University, West Lafayette, USA**

V. E. Barnes , R. Chawla, S. Das, L. Gutay, M. Jones, A. W. Jung , B. Mahakud, G. Negro, N. Neumeister , C. C. Peng, S. Piperov , H. Qiu, J. F. Schulte , M. Stojanovic<sup>16</sup>, N. Trevisani , F. Wang , R. Xiao, W. Xie

**Purdue University Northwest, Hammond, USA**

T. Cheng, J. Dolen, N. Parashar









**Rice University, Houston, USA**

A. Baty , S. Dildick, K. M. Ecklund , S. Freed, F. J. M. Geurts , M. Kilpatrick, A. Kumar, W. Li, B. P. Padley , R. Redjimi, J. Roberts<sup>†</sup>, J. Rorie, W. Shi , A. G. Stahl Leiton 

**University of Rochester, Rochester, USA**

A. Bodek , P. de Barbaro, R. Demina, J. L. Dulemba, C. Fallon, T. Ferbel, M. Galanti, A. Garcia-Bellido, O. Hindrichs, A. Khukhunaishvili, E. Ranken, R. Taus

**Rutgers, The State University of New Jersey, Piscataway, USA**

B. Chiarito, J. P. Chou , A. Gandrakota, Y. Gershtein , E. Halkiadakis , A. Hart, M. Heindl , E. Hughes, S. Kaplan, O. Karacheban <sup>24</sup>, I. Laflotte, A. Lath , R. Montalvo, K. Nash, M. Osherson, S. Salur , S. Schnetzer, S. Somalwar , R. Stone, S. A. Thayil, S. Thomas, H. Wang



**University of Tennessee, Knoxville, USA**

H. Acharya, A. G. Delannoy , S. Spanier

**Texas A&M University, College Station, USA**

O. Bouhali <sup>90</sup>, M. Dalchenko , A. Delgado, R. Eusebi, J. Gilmore, T. Huang, T. Kamon<sup>91</sup>, H. Kim, S. Luo, S. Malhotra, R. Mueller, D. Overton, L. Perniè , D. Rathjens , A. Safonov , J. Sturdy 


**Texas Tech University, Lubbock, USA**

N. Akchurin, J. Damgov, V. Hegde, S. Kunori, K. Lamichhane, S. W. Lee , T. Mengke, S. Muthumuni, T. Peltola , S. Undleeb, I. Volobouev, Z. Wang, A. Whitbeck



**Vanderbilt University, Nashville, USA**

E. Appelt , S. Greene, A. Gurrola, R. Janjam, W. Johns, C. Maguire, A. Melo, H. Ni, K. Paden, F. Romeo, P. Sheldon , S. Tuo, J. Velkovska , M. Verweij 








**University of Virginia, Charlottesville, USA**

M. W. Arenton, B. Cox, G. Cummings, J. Hakala, R. Hirosky , M. Joyce, A. Ledovskoy, A. Li, C. Neu , B. Tannenwald , Y. Wang, E. Wolfe, F. Xia

**Wayne State University, Detroit, USA**

R. Harr , P. E. Karchin, N. Poudyal , P. Thapa

**University of Wisconsin-Madison, Madison, WI, USA**

K. Black, T. Bose, J. Buchanan, C. Caillol, S. Dasu , I. De Bruyn , P. Everaerts , C. Galloni, H. He, M. Herndon , A. Hervé, U. Hussain, A. Lanaro, A. Loeliger, R. Loveless, J. Madhusudanan Sreekala , A. Mallampalli, D. Pinna, T. Ruggles, A. Savin, V. Shang, V. Sharma , W. H. Smith , D. Teague, S. Trembath-reichert, W. Vetens

**† Deceased**

- 1: Also at Vienna University of Technology, Vienna, Austria
- 2: Also at Institute of Basic and Applied Sciences, Faculty of Engineering, Arab Academy for Science, Technology and Maritime Transport, Alexandria, Egypt
- 3: Also at Université Libre de Bruxelles, Brussels, Belgium
- 4: Also at IRFU, CEA, Université Paris-Saclay, Gif-sur-Yvette, France
- 5: Also at Universidade Estadual de Campinas, Campinas, Brazil
- 6: Also at Federal University of Rio Grande do Sul, Porto Alegre, Brazil
- 7: Also at UFMS, Nova Andradina, Brazil
- 8: Also at Universidade Federal de Pelotas, Pelotas, Brazil
- 9: Also at University of Chinese Academy of Sciences, Beijing, China
- 10: Also at Institute for Theoretical and Experimental Physics named by A.I. Alikhanov of NRC ‘Kurchatov Institute’, Moscow, Russia
- 11: Also at Joint Institute for Nuclear Research, Dubna, Russia
- 12: Also at Cairo University, Cairo, Egypt
- 13: Also at Suez University, Suez, Egypt
- 14: Now at British University in Egypt, Cairo, Egypt
- 15: Also at Zewail City of Science and Technology, Zewail, Egypt
- 16: Also at Purdue University, West Lafayette, USA
- 17: Also at Université de Haute Alsace, Mulhouse, France
- 18: Also at Tbilisi State University, Tbilisi, Georgia
- 19: Also at Erzincan Binali Yildirim University, Erzincan, Turkey
- 20: Also at CERN, European Organization for Nuclear Research, Geneva, Switzerland
- 21: Also at RWTH Aachen University, III. Physikalisches Institut A, Aachen, Germany
- 22: Also at University of Hamburg, Hamburg, Germany
- 23: Also at Department of Physics, Isfahan University of Technology, Isfahan, Iran, Isfahan, Iran
- 24: Also at Brandenburg University of Technology, Cottbus, Germany
- 25: Also at Skobeltsyn Institute of Nuclear Physics, Lomonosov Moscow State University, Moscow, Russia
- 26: Also at Institute of Physics, University of Debrecen, Debrecen, Hungary, Debrecen, Hungary
- 27: Also at Physics Department, Faculty of Science, Assiut University, Assiut, Egypt
- 28: Also at MTA-ELTE Lendület CMS Particle and Nuclear Physics Group, Eötvös Loránd University, Budapest, Hungary, Budapest, Hungary
- 29: Also at Institute of Nuclear Research ATOMKI, Debrecen, Hungary
- 30: Also at IIT Bhubaneswar, Bhubaneswar, India, Bhubaneswar, India
- 31: Also at Institute of Physics, Bhubaneswar, India
- 32: Also at G.H.G. Khalsa College, Punjab, India
- 33: Also at Shoolini University, Solan, India
- 34: Also at University of Hyderabad, Hyderabad, India



- 35: Also at University of Visva-Bharati, Santiniketan, India
- 36: Also at Indian Institute of Technology (IIT), Mumbai, India
- 37: Also at Deutsches Elektronen-Synchrotron, Hamburg, Germany
- 38: Also at Department of Physics, University of Science and Technology of Mazandaran, Behshahr, Iran
- 39: Now at INFN Sezione di Bari <sup>a</sup>, Università di Bari <sup>b</sup>, Politecnico di Bari <sup>c</sup>, Bari, Italy
- 40: Also at Italian National Agency for New Technologies, Energy and Sustainable Economic Development, Bologna, Italy
- 41: Also at Centro Siciliano di Fisica Nucleare e di Struttura Della Materia, Catania, Italy
- 42: Also at Università di Napoli 'Federico II', Naples, Italy
- 43: Also at Riga Technical University, Riga, Latvia, Riga, Latvia
- 44: Also at Consejo Nacional de Ciencia y Tecnología, Mexico City, Mexico
- 45: Also at Warsaw University of Technology, Institute of Electronic Systems, Warsaw, Poland
- 46: Also at Institute for Nuclear Research, Moscow, Russia
- 47: Now at National Research Nuclear University 'Moscow Engineering Physics Institute' (MEPhI), Moscow, Russia
- 48: Also at St. Petersburg State Polytechnical University, St. Petersburg, Russia
- 49: Also at University of Florida, Gainesville, USA
- 50: Also at Imperial College, London, UK
- 51: Also at Moscow Institute of Physics and Technology, Moscow, Russia, Moscow, Russia
- 52: Also at P.N. Lebedev Physical Institute, Moscow, Russia
- 53: Also at California Institute of Technology, Pasadena, USA
- 54: Also at Budker Institute of Nuclear Physics, Novosibirsk, Russia
- 55: Also at Faculty of Physics, University of Belgrade, Belgrade, Serbia
- 56: Also at Trincomalee Campus, Eastern University, Sri Lanka, Nilaveli, Sri Lanka
- 57: Also at INFN Sezione di Pavia <sup>a</sup>, Università di Pavia <sup>b</sup>, Pavia, Italy
- 58: Also at National and Kapodistrian University of Athens, Athens, Greece
- 59: Also at Universität Zürich, Zurich, Switzerland
- 60: Also at Stefan Meyer Institute for Subatomic Physics, Vienna, Austria
- 61: Also at Laboratoire d'Annecy-le-Vieux de Physique des Particules, IN2P3-CNRS, Annecy-le-Vieux, France
- 62: Also at Şirnak University, Şirnak, Turkey
- 63: Also at Department of Physics, Tsinghua University, Beijing, China
- 64: Also at Near East University, Research Center of Experimental Health Science, Nicosia, Turkey
- 65: Also at Beykent University, Istanbul, Turkey, Istanbul, Turkey
- 66: Also at Istanbul Aydin University, Application and Research Center for Advanced Studies (App. & Res. Cent. for Advanced Studies), Istanbul, Turkey
- 67: Also at Mersin University, Mersin, Turkey
- 68: Also at Piri Reis University, Istanbul, Turkey
- 69: Also at Adiyaman University, Adiyaman, Turkey
- 70: Also at Ozyegin University, Istanbul, Turkey
- 71: Also at Izmir Institute of Technology, Izmir, Turkey
- 72: Also at Necmettin Erbakan University, Konya, Turkey
- 73: Also at Bozok Universitetesi Rektörlüğü, Yozgat, Turkey
- 74: Also at Marmara University, Istanbul, Turkey
- 75: Also at Milli Savunma University, Istanbul, Turkey
- 76: Also at Kafkas University, Kars, Turkey
- 77: Also at Istanbul Bilgi University, Istanbul, Turkey
- 78: Also at Hacettepe University, Ankara, Turkey
- 79: Also at School of Physics and Astronomy, University of Southampton, Southampton, UK
- 80: Also at IPPP Durham University, Durham, UK
- 81: Also at Monash University, Faculty of Science, Clayton, Australia
- 82: Also at Bethel University, St. Paul, Minneapolis, USA, St. Paul, USA
- 83: Also at Karamanoğlu Mehmetbey University, Karaman, Turkey
- 84: Also at Ain Shams University, Cairo, Egypt
- 85: Also at Bingol University, Bingol, Turkey
- 86: Also at Georgian Technical University, Tbilisi, Georgia

87: Also at Sinop University, Sinop, Turkey

88: Also at Mimar Sinan University, Istanbul, Turkey

89: Also at Nanjing Normal University Department of Physics, Nanjing, China

90: Also at Texas A&M University at Qatar, Doha, Qatar

91: Also at Kyungpook National University, Daegu, Korea, Daegu, Korea