




# Population genomic structure of the black coral *Antipathella subpinnata* in Mediterranean Vulnerable Marine Ecosystems

Marko Terzin<sup>1,4</sup> · Maria Grazia Paletta<sup>2</sup> · Kenan Matterson<sup>1</sup> · Martina Coppari<sup>3,5</sup> · Giorgio Bavestrello<sup>3,5</sup> · Marco Abbiati<sup>2,5,6,7</sup> · Marzia Bo<sup>3,5</sup>  · Federica Costantini<sup>1,2,5</sup>

Received: 8 September 2020 / Accepted: 22 February 2021  
© The Author(s) 2021

**Abstract** *Antipathella subpinnata* (Ellis and Solander 1786) is one of the most frequently observed black corals at mesophotic depths (60–200 m) of the Mediterranean Sea, particularly in the northwestern part of the basin, where its populations can reach high densities and create forest-like aggregations, both along the coast and in offshore locations such as seamounts. Similar to other marine underwater forests, black coral gardens host a rich associated fauna and attract numerous species of commercial interest. As such, these corals are targeted by recreational and artisanal

fisheries and are vulnerable to human impact due to their arborescent morphology and low growth rates. Genetic connectivity can provide valuable insight into the processes of population maintenance and replenishment following environmental disturbance and is often used as a proxy for population resilience. In our study, a restriction-site associated DNA analysis (2bRAD) was used to evaluate fine-scale population structure of the Mediterranean black coral *A. subpinnata*, and to understand which populations could serve as a potential source of genetic diversity for adjacent populations. Colonies from two offshore localities (a Ligurian seamount and a Tyrrhenian canyon) and four coastal populations from Liguria and Sicily were sampled and genotyped. Significant genetic differentiation was recorded between coastal and offshore localities. Moreover, offshore localities were genetically distinct from one another, while all coastal populations were characterized by panmixia. This indicates that offshore *A. subpinnata* gardens are potentially less resilient to human impact (i.e., demersal fishing activities) due to a limited influx of larvae from adjacent habitats. In addition, they are unlikely to supply coral propagules to coastal populations. Overall, this study highlights the vulnerability of Mediterranean *A. subpinnata* forests, and the importance of enforcing conservation and management measures to achieve Good Environmental Status (GES, EU Marine Strategy Framework Directive) of these valuable marine ecosystems.

Topic Editor: Carly Kenkel

**Supplementary Information** The online version contains supplementary material available at <https://doi.org/10.1007/s00338-021-02078-x>.

✉ Marzia Bo  
Marzia.Bo@unige.it

- <sup>1</sup> Dipartimento di Scienze Biologiche, Geologiche e Ambientali (BiGeA), Università degli Studi di Bologna, Via S. Alberto 163, 48123 Ravenna, Italy
- <sup>2</sup> Centro Interdipartimentale di Ricerca per le Scienze Ambientali (CIRSA), Università degli Studi di Bologna, Via S. Alberto 163, 48123 Ravenna, Italy
- <sup>3</sup> Dipartimento Di Scienze Della Terra, Dell' Ambiente e Della Vita, Università Degli Studi Di Genova, Corso Europa 26, 16132 Genova, Italy
- <sup>4</sup> Marine Biology Research Group, Faculty of Sciences, Ghent University, Ghent, Belgium
- <sup>5</sup> Consorzio Nazionale Interuniversitario per le Scienze del Mare (CoNISMA), Piazzale Flaminio 9, 00196 Rome, Italy
- <sup>6</sup> Dipartimento Di Beni Culturali, Università degli Studi di Bologna, Via degli Ariani 1, 48123 Ravenna, Italy
- <sup>7</sup> ISMAR, Consiglio Nazionale delle Ricerche, Istituto di Scienze Marine, Via Gobetti 101, 40129 Bologna, Italy

**Keywords** 2bRAD · Connectivity · Seamounts · Black corals · *Antipathella subpinnata* · Vulnerable marine ecosystems

## Introduction

Black corals (Cnidaria: Anthozoa: Hexacorallia: Antipatharia) in the Mediterranean Sea are found within mesophotic assemblages together with gorgonians (Bo et al. 2009a, 2019; Grinyó et al. 2016), forming complex multi-species three-dimensional forests (Gori et al. 2017). These highly diverse ecosystems are usually found between 60 and 200 m depth (Bo et al. 2015, 2019; Grinyó et al. 2016; Ingrassia et al. 2016; Gori et al. 2017), with the greatest diversity and abundance observed along shelf edge environments (100–200 m) (Gori et al. 2017). This is most likely a result of a mid-domain effect (Colwell and Lees 2000; Grinyó et al. 2016) where shallow and deep species with overlapping distributions merge into mixed assemblages. Importantly, however, the abundance of Mediterranean black corals increases with depth, and they become more prevalent compared to other coral species in deeper hard-bottom environments within cold-water coral assemblages, including white coral ecosystems and offshore seamount summits (Bo et al. 2011, 2020; Grinyó et al. 2018; Chimienti et al. 2019).

Due to their arborescent morphology and complex three-dimensional structure, antipatharians serve as important ecosystem engineers (*sensu* Jones et al. 1994). As such, they enhance the spatial heterogeneity of the seabed and attract highly diverse associated fauna (Bo et al. 2012, 2015), including numerous species of commercial interest, such as the lobsters *Palinurus elephas* and *Homarus gammarus* and the fish *Conger conger* (Bo et al. 2009a; Chimienti et al. 2020). Furthermore, black corals play an important ecological role in the benthic-pelagic coupling by capturing plankton and particulate organic matter suspended in the water (Gili and Coma 1998; Rossi et al. 2017; Coppari et al. 2020a).

Seven species of black corals, belonging to five families and five genera, are currently known to inhabit the Mediterranean Sea: (1) *Antipathes dichotoma*, Antipathidae, (2) *Leiopathes glaberrima*, Leiopathidae (3) *Antipathella subpinnata* and *A. wollastoni*, Myriopathidae, (4) *Parantipathes larix* and *Parantipathes* sp., Schizopathidae and (5) *Phanopathes* sp., Aphanipathidae (Bo et al. 2018, 2020; Bo and Bavestrello 2019; Corbera et al. 2019).

Among Mediterranean black corals, *A. subpinnata* (Ellis and Solander 1786) is the most frequently observed (Bo et al. 2018; Bo and Bavestrello 2019). It typically inhabits the mesophotic zone with a peak of abundance at depths between 60 and 150 m (Bo et al. 2009a), although it can be found down to 600 m depth on hard-bottom substrate (Deidun et al. 2015).

Black corals are accidentally targeted by artisanal and recreational fisheries because the rocky elevations on

which they thrive often represent fishing grounds (Bo et al. 2009a, 2019; Chimienti et al. 2020). Due to their arborescent morphology and erect habitus, black corals are among the most frequently found coral species in the fishing bycatch (Mytilineou et al. 2014; Deidun et al. 2015). Fishing impact can cause the direct removal or partial damage to the colonies, which consequently may lead to overgrowth of the skeleton by various fast-growing organisms (Mortensen et al. 2005; Bo et al. 2014). These impacts can have far-reaching and long-lasting effects on population dynamics of Mediterranean black corals, especially when considering their low growth rates (Bo et al. 2015).

For these reasons, many black coral species are categorized as ‘threatened’ by the International Union for Conservation of Nature (IUCN) Red List of Mediterranean Anthozoa (Otero et al. 2017). *A. subpinnata* in particular is considered as ‘Near Threatened’ by IUCN. This antipatharian is also included in the Annex II of a Barcelona Convention protocol for the Specially Protected Area of Mediterranean Interest (SPAMI) and listed as a representative species that contributes to the formation of hard-bottom coral gardens by the International Council for the Exploration of the Sea (ICES). These coral gardens are considered as Vulnerable Marine Ecosystems (VMEs) by ICES and, due to their low resilience to mechanical impacts, should receive priority of protection (FAO 2009).

Genetic connectivity provides a valuable insight into the processes of population maintenance and replenishment following environmental disturbance (Hastings and Botsford 2006; Bernhardt and Leslie 2013) and is often used as a proxy for population resilience. There are numerous biological factors that affect population connectivity patterns in benthic marine species (e.g., cold-water corals), such as (1) sexual (broadcast spawning vs. brooding) and asexual reproductive strategies, (2) the pelagic larval duration (PLD) of the offspring, (3) larval buoyancy, (4) motility behavior, and (5) life-stage mortality (Cowen et al. 2006; Trembl et al. 2012, 2015; Costantini et al. 2018). For instance, populations of broadcast spawning coral species have been documented to exhibit higher admixture rates compared to coral species with internal fertilization (Thomas et al. 2019).

Isolated coral populations are particularly vulnerable to increased disturbance since the negligible supply of coral propagules from adjacent sites is likely to decrease their genetic diversity and consequently reduce their resilience and capacity to adapt to environmental perturbations (Costantini et al. 2017; Thomas et al. 2019). Therefore, quantifying genetic variability between coastal and offshore populations and their levels of connectivity will provide valuable insight into which populations can serve as a potential reservoir of genetic diversity to others and

could prove critical for effective policy-making and resource management (Turner et al. 2019). Currently, the population genetics of Mediterranean black corals has not been investigated, due to field sampling constraints to collect colonies at mesophotic depths and the lack of species-specific genetic markers with high resolute power (Costantini et al. 2017). Restriction site-associated DNA sequencing (RAD-Seq) methods (Baird et al. 2008) are particularly valuable to study these non-model species because the large number of single nucleotide polymorphisms (SNPs) obtained with RAD-Seq allows for more robust inferences of phylogenetic and population genomic structuring compared to traditional markers, even in biological data obtained from small sample sizes (Schopen et al. 2008; Reitzel et al. 2013; Everett et al. 2016; Hodel et al. 2017).

Here, a 2bRAD genotyping approach (Wang et al. 2012) was used to genotype *A. subpinnata* individuals from lower mesophotic (offshore) and upper mesophotic (coastal) populations to detect current genetic diversity and to identify geographic and bathymetric barriers to gene flow. RAD-Seq data were integrated with the environmental features of the sites and reproductive behaviour of the species to understand their influence on the observed genetic pattern. The main objective of our study was to evaluate the genetic connectivity within and among Mediterranean populations of *A. subpinnata*. This paper highlights the value and vulnerability of Mediterranean *A. subpinnata* underwater forests, as well as the importance of using genomic techniques to underpin informed management and conservation measures, particularly for remote deep-sea ecosystems where the collection of population connectivity data with different approaches (i.e., population demography, marking and recapture of larvae, tracking of larvae using Lagrangian modeling) is more challenging (Miller and Gunasekera 2017).

## Material and methods

### Sample collection

All the sampling activities were carried out between April 2017 and July 2018 (Fig. 1; Table 1). Six *A. subpinnata* populations, located along the Italian coastline at different depths (ranging from 55 to 210 m), were targeted for this study. The sampling locations included one Ligurian seamount (Santa Lucia; 164–210 m depth), one Tyrrhenian canyon (Posada; 152–156 m depth), and four coastal populations (55–75 m depth): three from Liguria (from East to West, Portofino, Savona, Bordighera, distanced apart 34 NM and 50 NM, respectively) and one from Sicily (Favignana). Colonies from the two deep populations were

collected using a ROV MultiPluto grabber (GayMarine), whilst coastal populations were sampled using technical divers, for a total of 55 samples of *A. subpinnata* (Table 1). A detailed description of the sites can be found in Supplementary Material (file ESM1.docx of the Supplementary Material).

### Laboratory work

#### *DNA extraction*

Out of the 55 sampled colonies, intact polyps were subsampled successfully from 49 *A. subpinnata* individuals and immediately preserved in 95% ethanol (EtOH) until genetic analysis. Total genomic DNA was extracted using the MinElute PCR Purification Kit (QIAGEN) following the manufacturer's protocol. This kit is optimized for the extraction of degraded DNA (i.e., ancient DNA, see Angelici et al. 2019) and has yielded higher quantities of DNA compared to the other two extraction methods tested: (1) EUROGOLD Tissue-DNA Mini Kit (EuroClone) and (2) CTAB (cetyl trimethylammonium bromide)-based DNA extraction. Quality of extracted high molecular weight gDNA was visualized on a 1% agarose gel stained with GelRed (Invitrogen).

#### *2bRAD library preparation*


Restriction-site associated DNA sequencing libraries were constructed with the 2bRAD genotyping approach (Wang et al. 2012) using protocols outlined in Boscarri et al. (2019) to obtain genome-wide SNPs. (More information can be found in ESM2.docx file of the Supplementary Material). Obtained 2bRAD tags were sequenced and demultiplexed by Genomix4Life Srl (Baronissi, Salerno, Italy) on an Illumina NextSeq500 sequencing platform (Illumina, San Diego, CA) using a single-end 75-bp high-output flow cell. To control for potential erroneous variants from library preparation and sequencing, eight specimens were sequenced in duplicate using different barcodes to serve as technical replicates for comparison of libraries. This resulted in a total of 57 fastq files (49 samples + 8 technical replicates) for downstream analysis.

### Bioinformatics pipeline and data analysis

#### *Quality filtering and trimming of raw reads*

Demultiplexed raw reads were initially checked for various sequence quality metrics using FastQC (v0.11.5) (<http://www.bioinformatics.babraham.ac.uk/projects/fastqc/>) (01\_FastQC.sh; script in Supplementary Material). Ligation adapters, CspCI restriction enzyme recognition sites,





**Fig. 1** Field sampling. In situ pictures of the sampling operations by means of the ROV MultiPluto grabber (**a, b**) and *Antipathella subpinnata* forests (**c**, Bordighera, **d**, Santa Lucia Seamount)

**Table 1** Sampling localities for *Antipathella subpinnata* including code, date of sampling, geographic coordinates (latitude and longitude), depth: shown as categories (coastal/offshore) and expressed in meters, average number of reads per population ( $\pm$  SD), number of

colonies sampled in each sampling locality (N. col), number of 2bRAD genotyped individuals (Ind) and unique multi-locus genotypes (MLG), observed and expected heterozygosity values ( $H_O$  and  $H_E$ ), and inbreeding coefficient values ( $F_{IS}$ )

Sampling locality	Code	Date	Lat (N)	Long (E)	Depth (category)	Depth (m)	Reads (mean $\pm$ SD)	N. col	Ind	MLG	$H_O$	$H_E$	$F_{IS}$
Bordighera	BORD	24.04.2017	43.76	7.68	Coastal	65–70	4,179,896 $\pm$ 4,750,302	10	7	7	0.43	0.67	0.34
Favignana	FAV	20.07.2018	37.54	12.16	Coastal	55–65	3,314,716 $\pm$ 3,808,936	10	9	9	0.45	0.67	0.31
Portofino	PTF	10.05.2017	44.28	9.22	Coastal	65–70	7,594,684 $\pm$ 5,334,260	10	9	9	0.49	0.67	0.24
Savona	SAV	16.05.2017	44.22	8.26	Coastal	70–75	3,179,052 $\pm$ 2,764,478	13	5	4	0.43	0.67	0.32
Posada	POS	12.06.2018	40.71	9.81	Off-shore	152–156	8,611,230 $\pm$ 1,136,550	5	3	3	0.52	0.69	0.11
St. Lucia	SLU	27.08.2017	43.34	9.29	Off-shore	164–210	17,580,828 $\pm$ 13,573,718	7	4	4	0.65	0.65	-0.06
									37	35			

Total number of individuals and multi-locus genotypes is given on the bottom of Ind and MLG columns

and low-quality basecalls (Phred score  $<$  20) were trimmed to obtain high-quality 2bRAD fragments of uniform length (32 bp), using the Eli Meyer pipeline ([https://github.com/Eli-Meyer/2bRAD\\_utilities](https://github.com/Eli-Meyer/2bRAD_utilities)) and as done in Boscarì et al. (2019).

#### SNP calling in stacks v2

SNP genotyping was performed in the Stacks v2 software (version 2.3e) (Rochette et al. 2019). After excluding one technical replicate (by random) from each of the samples

sequenced in duplicate, and low coverage samples (i.e., less than 100,000 quality-filtered 2bRAD tags), SNP calling was performed on remaining samples using the *denovo\_map.pl* pipeline, due to a lack of a reference genome for *A. subpinnata*. Stacks loci assembly parameters were set to 3 (for *-m*, *-M*, and *-n*), and the obtained SNPs were exported in genind format using the following options from the Stacks v2 Populations program: (1) *-R = 0.8* (to retain loci shared across at least 80% of individuals), (2) *-write\_single\_snp* (to keep a maximum of two SNPs per each variant site), (3) *-min-maf = 0.01* (to exclude lowly abundant alleles), and (4) *-min-mac = 2* (to exclude non-informative monomorphic loci). For more information, refer to the ESM3.docx file and the 4.tests\_denovo.sh and 8.genepop\_analyses.sh bash scripts in Supplementary Material.

### Statistical analysis

SNP data in genind format were imported into R version 3.6.3 (R Core Team 2018) with the R package ‘adegenet’ (Jombart 2008) and additionally filtered to exclude: (1) loci out of Hardy–Weinberg equilibrium (HWE) in ‘pegas’ (Paradis 2010), (2) loci under selection (outliers) in ‘fsthet’ (Flanagan and Jones 2017), (3) individuals with over 30% of missing loci, and (4) any remaining missing loci, which were replaced with mean allele frequency, in ‘poppr’ (Kamvar et al. 2014, 2015). All downstream analysis was performed on two datasets, using (1) all loci and (2) neutral loci only.

Overall population statistics parameters, such as the inbreeding coefficient and observed and expected heterozygosity values, were computed at population level in ‘hierfstat’ (Goudet 2005) to infer if populations are partially clonal. Additional tests for clonal reproduction were carried out in ‘poppr’ to (1) assess whether certain individuals share the same Multi-Locus Genotype (MLG) based on a dissimilarity threshold of 3% and (2) by computing Agapow and Burt index of association ( $\bar{F}_d$ ) (Agapow and Burt 2001) to investigate whether populations exhibit linkage across loci, as a potential indicator that asexual reproduction prevails. The 3% similarity threshold was chosen by assessing at which value the technical replicates start clustering into the same MLG—at values inferior to 3%, the replicates were still being clustered into separate MLGs.

Prior to ‘LEA’ and STRUCTURE analyses, the R genind object was converted into structure format using the genind2structure R function (Jenkins et al. 2019), and non-informative monomorphic loci were removed. The true number of ancestral populations was detected using (1) Bayesian clustering with the STRUCTURE program (Pritchard et al. 2000) with parameters set as in Carreras

et al. (2019) and (2) ‘LEA’ R package (Frichot and François 2015). Admixture coefficients were estimated in ‘LEA’ at individual and population levels with the sparse nonnegative matrix factorization (SNMF) algorithm, as in Jenkins et al. (2019). Population structure was also explored through assignment of each individual to its predetermined locality a priori by conducting a discriminant analysis of principal components (DAPC) in ‘adegenet’.

$F_{ST}$  statistics analyses included computation of (1) pairwise Nei’s  $F_{ST}$  values (Nei 1987) for each population pair using 999 permutations and with the Benjamini & Yekutieli False Discovery Rate (B-Y FDR) correction to calculate the respective p values, as done in Carreras et al. (2019) and (2) Goudet’s G statistics test (based on Nei’s (Nei 1987)  $F_{ST}$  values) with 999 permutations (Monte-Carlo test). Both analyses were performed in ‘hierfstat’. This allowed us to compute  $F_{ST}$  values for each of the population pairs and to test whether factors ‘Populations’ and ‘Depth’ have a significant effect on overall genetic structuring, respectively.

Additional analyses to explore spatial patterns in genetic subdivision were conducted using a hierarchical design with two factors: (1) ‘Depth’ (two levels: offshore, coastal); and (2) ‘Populations’ (six levels: BORD, FAV, POS, PTF, SAV, SLU) nested within Depth. These analyses were deployed to test the effect of ‘Depth’ and ‘Population’ on genetic structuring, and they included: (1) principal components analysis (PCA) with ‘vegan’ (Dixon 2003; Oksanen et al. 2019), (2) pairwise permutational multivariate analysis of variance (PERMANOVA) using ‘pairwise.adonis’ R wrapper function (Martinez Arbizu 2019), and (3) a hierarchical analysis of molecular variance (AMOVA) in ‘poppr’, with 999 permutations computed in ‘ade4’ (Bougeard and Dray 2018).

A more detailed data analysis protocol can be found in the ESM3.docx file of Supplementary Material.

## Results

### Locus identification

Sequencing yielded  $5,480,732 \pm 6,608,522$  (mean  $\pm$  SD) raw reads (75 bp) per sample, ranging from 32,488 to 40,385,714 sequences per individual. This large variation in read depth could have been the culprit of the initial DNA quality differing between samples. After discarding sequences with adapters, CspCI recognition sites, and low-quality bases (Phred score  $< 20$ ),  $4,692,400 \pm 6,227,770$  high-quality 2bRAD tags (32 bp) remained per sample (Table S1: row ‘AVERAGE’ from column ‘Number of raw reads’). Prior to SNP calling, one technical replicate was

randomly excluded for each of the eight replicated samples.

In addition, seven individuals with less than 100,000 good-quality 2bRAD tags were also discarded. Excluded technical replicates and low coverage individuals are indicated with TR and LC labels in (Table S1: column ‘Retained individuals’), respectively. The remaining 42 individuals were processed for SNP calling, with an average of  $4,315,612 \pm 6,350,346$  reads per sample (Table S1: row ‘AVERAGE’ from column ‘Number of filtered 2bRAD tags’).

Six hundred and nineteen SNPs were obtained for downstream analysis. Additional five samples containing > 30% of missing loci were removed from the dataset (marked as ‘MD’ in Table S1: column ‘Retained individuals’), and remaining missing loci were replaced with mean allele frequency, which gave the final number of 37 retained individuals. None of the variant loci showed significant departures from HWE after any of the six correction methods for multiple comparisons. Conversely, each of the four outlier loci detection methods recorded a different number of outliers, equal to (1) 39 (Wright’s  $F_{ST}$ , Wright 1943), (2) 37 (the  $\beta$  based on the variance in allele frequencies, Cockerham and Weir 1993), (3) 75 (Cockerham and Weir’s sample size corrected  $\beta$  (betahat), Cockerham and Weir 1993), and (4) 68 outliers (Weir’s  $\theta$  (theta)  $F_{ST}$  estimator, Weir, 1990) (Fig. S1; Table S3). Neutral SNPs were selected by removing 68 loci that were recorded as outliers in two or more outlier loci detection methods, similarly to what was done in Carreras et al. (2019) (Fig. S1; Table S3). All downstream analysis was performed using two datasets, (1) all loci (619 SNPs) and (2) neutral loci only (551 SNPs), in both cases shared across 37 individuals. Results were highly similar with both datasets, and only those obtained with neutral loci are shown in the main text, while those obtained using the ‘all loci’ dataset can be found in the ESM4.docx file of the Supplementary Material.

### Population structure and connectivity

The computed inbreeding coefficient ( $F_{IS}$ ) values were positive in all localities except SLU, and heterozygote deficiency ( $H_O < H_E$ ) was recorded in all populations (Table 1). In addition, four individuals were found to form two unique multi-locus genotypes (MLGs): (1) MLG 18 was composed of individuals BORD\_7 and PTF\_4, and (2) MLG 20 contained clonal SAV\_8r and SAV\_9 samples (Fig. S2). The linkage disequilibrium analysis recorded significant support ( $p = 0.001$ ) for the hypothesis that alleles are linked across loci, with the observed Agapow and Burt index of association ( $\bar{r}_{ij}$ ) being outside of the distribution expected under no linkage in each of the

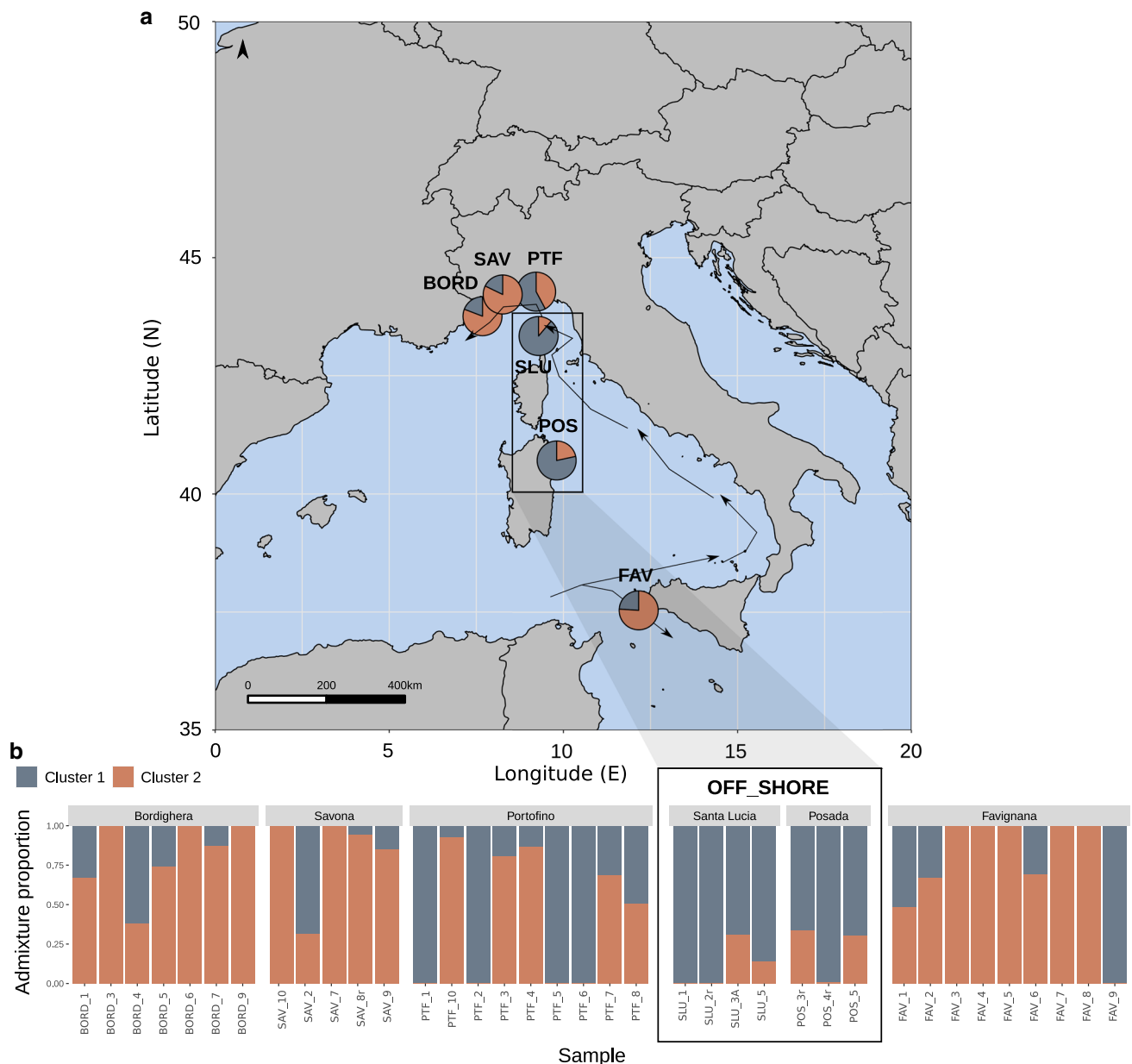
sampling localities (Fig. S3). The null hypothesis of no-linkage among loci was therefore rejected. Both ‘LEA’ and STRUCTURE analyses were conducted using structure files with polymorphic loci only, which contained 594 (‘all loci’ dataset) and 551 (‘neutral loci’ dataset) biallelic SNPs. ‘LEA’ admixture analysis detected two subpopulation clusters ( $K$ ) (Fig. 2). All individuals sampled at offshore localities were associated with Cluster 1 (blue-gray) with high membership assignment scores, while the majority of samples in coastal populations were more likely to originate from Cluster 2 (orange), with the exception of five samples (FAV\_9; PTF\_1, 2, 5, 6) that were assigned to the ‘offshore’ Cluster 1 (Fig. 2b). Bayesian clustering in STRUCTURE also inferred  $K = 2$  (for both datasets) as the true number of ancestral populations based on the Evanno method (Fig. S4b, ESM4.docx), while  $K = 7$  (‘neutral loci’ dataset) and  $K = 5$  (‘all loci’ dataset) also seemed like possible scenarios according to mean  $\text{LnP}(k)$  values (Fig. S4c, ESM4.docx). In StructureSelector, Puechmaille method (Puechmaille 2016) detected that either 3 or 4 is the ‘true’ number of  $K_s$  (for both datasets).

When using the predefined clusters based on geographical sampling location, the multivariate clustering analysis (DAPC) plot showed clear genetic differentiation between offshore and coastal populations, with the SLU population being particularly isolated from other sampling localities. Furthermore, the offshore populations (SLU and POS) also grouped separately from one another, while DAPC clustering between all coastal localities (BORD, FAV, SAV, PTF) overlapped, with slight differentiation between BORD + FAV and SAV + PTF groups (Fig. 3a). Seven principal components (PCs) were retained to perform the DAPC analysis, as suggested by the calculated alpha ( $\alpha$ ) and cross-validation scores (Fig. S5).

Similar to the population structuring detected from the DAPC analysis, the composite bar plot also showed that coastal populations exhibit admixture, based on population membership probabilities computed in DAPC. Furthermore, two individuals from coastal localities (PTF\_6 and SAV\_2) seemed to originate from Posada, an offshore sampling site. In contrast, all individuals from offshore populations were assigned to their original localities with high membership assignment scores (Fig. 3b).

Pairwise  $F_{ST}$  values ranged between 0.11–0.19 and 0.10–0.17 for SLU/coastal and POS/coastal comparisons, respectively. Corresponding  $p$ -values were significant for all offshore/coastal population comparisons, ranging between 0.012 and 0.033. Coastal populations did not display a high level of genetic differentiation between localities (pairwise  $F_{ST}$  values = 0.0006–0.06), and significant differentiation was only detected between BORD-PTF populations ( $F_{ST} = 0.06$ , adjusted  $p = 0.05$ ). Interestingly, the highest  $F_{ST}$  value was observed between





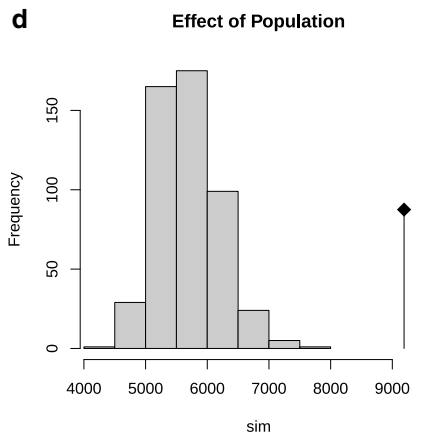
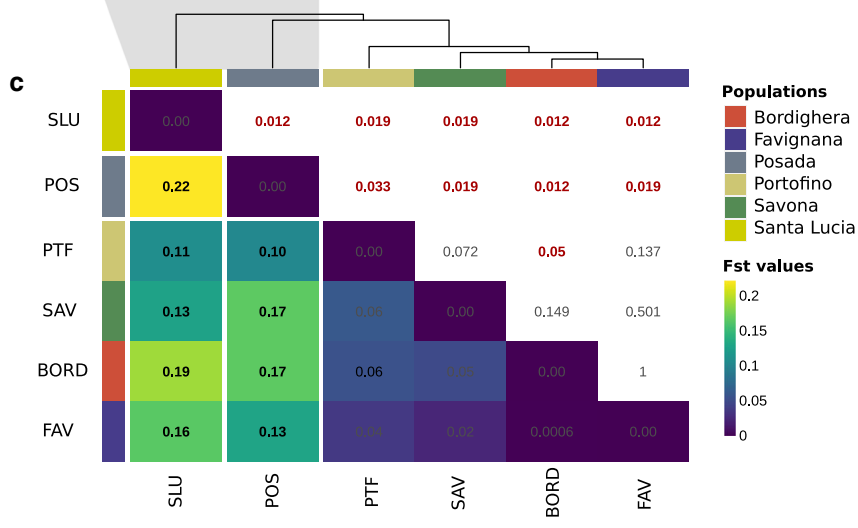
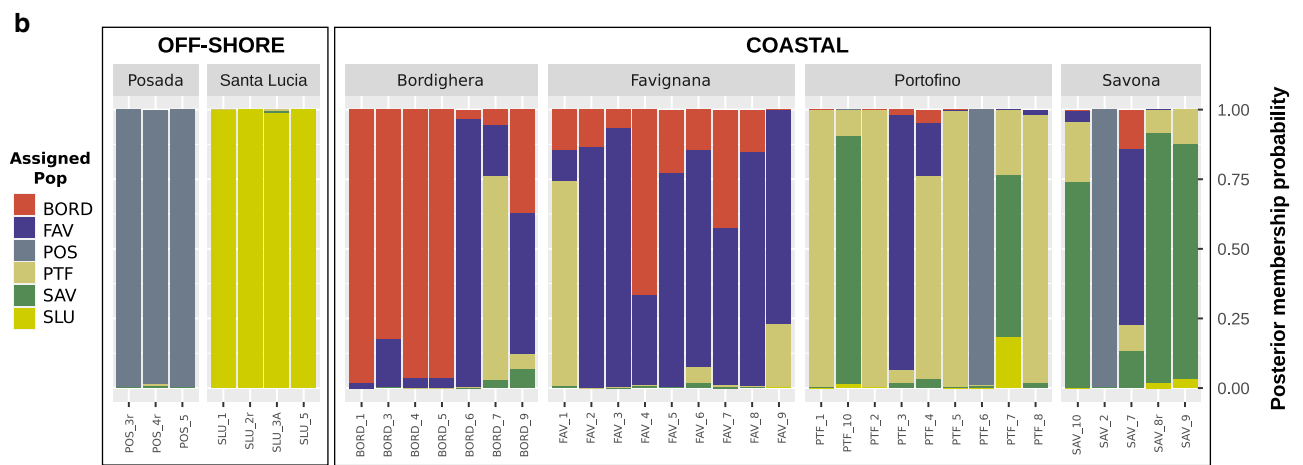
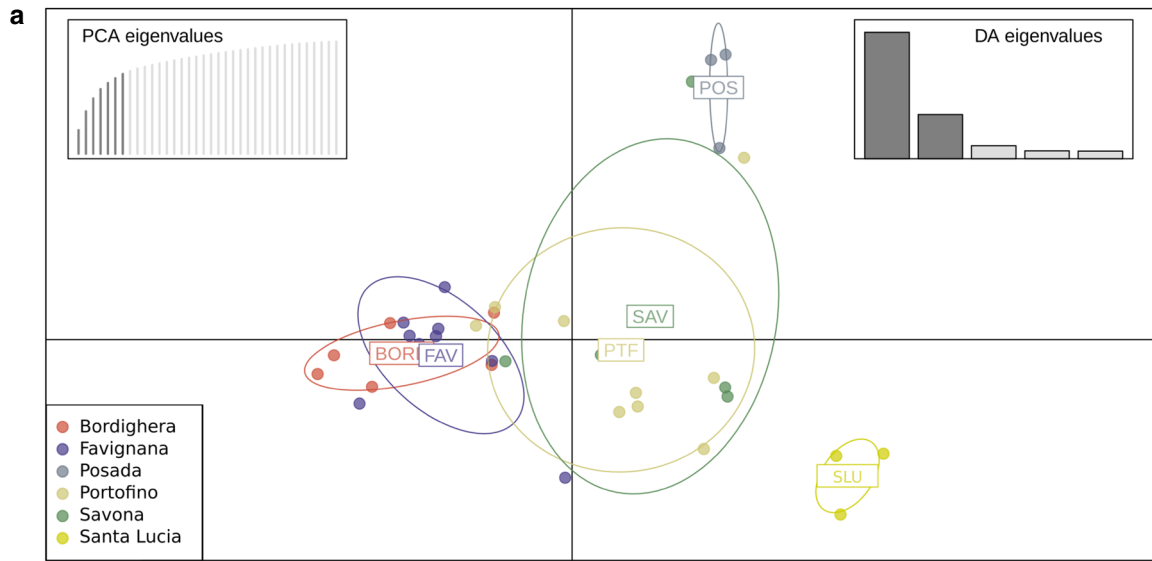
**Fig. 2** Admixture analysis. Admixture proportions were computed in LEA R package at population and individual level. Two clusters were detected as the true number of  $K_s$  (ancestral populations) and are colored in blue-gray (Cluster 1) and orange (Cluster 2). **a** Mean population admixture proportions were presented as pie charts, and integrated onto a map using geographical coordinates of the sampling localities. Surface ocean currents are shown as black arrows (adapted from Boero et al. (2019), Fig. 7, MAW: Modified Atlantic Water),

offshore populations (SLU vs. POS:  $F_{ST} = 0.22$ , adjusted  $p = 0.012$ ) (Fig. 3c). Goudet's  $G$  statistics test also showed a significant effect of Population ( $p = 0.001$ , Fig. 3d) and Depth ( $p = 0.002$ , not shown) on overall genetic structuring.

PCA plot showed similar clustering patterns as the DAPC analysis, with the SLU population diverging the

and the compass arrow (in the top left corner) points North. **b** Individual admixture proportions were presented as bar plots, with individuals being clustered within their originating sampling locality. Sampling localities were ordered according to geographical proximity. Offshore populations (Santa Lucia—SLU; Posada—POS) are emphasized with the black rectangle both on the map and the bar chart

most from other sampling localities (Fig. 4a). Separate PCA clustering was also detected when all offshore and coastal localities were grouped together (Fig. 4b). PERMANOVA computed with factor 'Depth' showed significant structuring when all offshore and coastal localities were compared (Holm adjusted  $p = 0.002$ ), although with low  $R^2$  value ( $R^2 = 0.088$ ), which means that, while





**Fig. 3** Population structuring analyses of 37 individuals of *Antipathella subpinnata* sampled across six localities along the Italian coast at 55–210 m depth range, using 551 SNPs. Sampling localities are as follows: Coastal—(1) BORD: Bordighera; (2) FAV: Favignana; (3) PTF: Portofino; (4) SAV: Savona, and offshore—(5) POS: Posada; (6) SLU: Santa Lucia. **a** Discriminant analysis of principal components (DAPC) was performed by assigning individual samples to their originating sampling localities a priori. **b** Stacked bar plots show posterior assignment probabilities of individuals to their predetermined locations and were constructed using previously calculated DAPC population membership assignments. **c** A heatmap was used to visualize Nei's  $F_{ST}$  pairwise distances for each population pair, which are shown in the lower (colored) triangle. Respective  $p$ -values (computed with 999 permutations, and B-Y corrected) are shown in the upper triangle. Significant B-Y adjusted  $p$ -values ( $< 0.05$ ) were colored in red, and their corresponding Nei's  $F_{ST}$  values from the lower colored triangle were marked in bold to show population pairs that significantly differ. **d** Goudet's  $G$  statistics with 999 permutations was deployed to test the effect of Populations on genetic structuring

statistically significant, 'Depth' does not account for a large portion of the dissimilarity between offshore and coastal populations (Table 2, Factor 1: Depth). Pairwise PERMANOVA computed for each population pair also showed significant genetic differentiation for offshore/coastal contrasts. In particular, this included two population pairs: (1) BORD vs. SLU and (2) SAV vs. SLU, with Holm (Holm 1979) adjusted  $p$ -values being equal to 0.03 for both pairwise comparisons (Table 2, Factor 2: Populations).

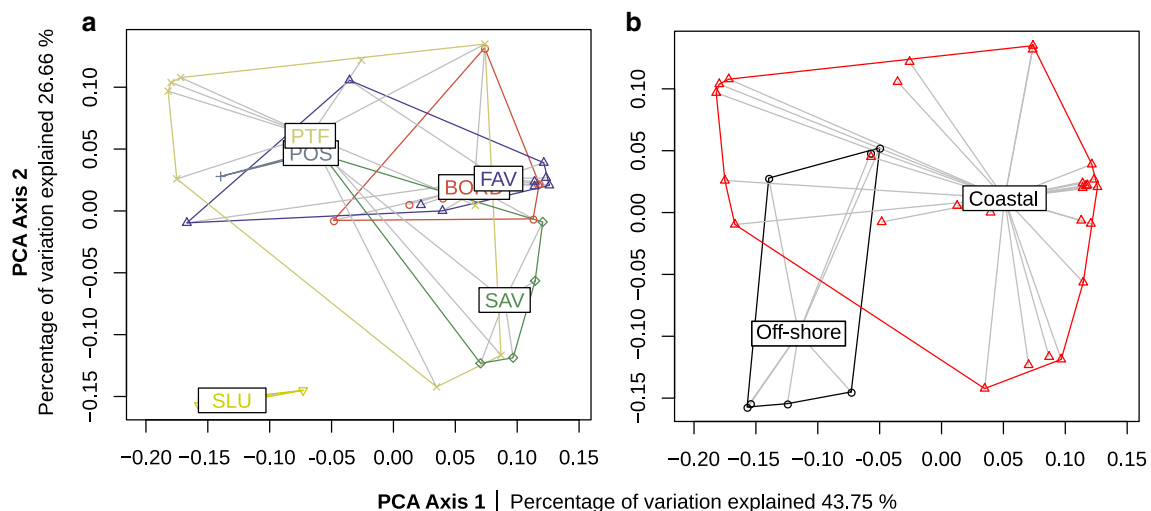
Finally, the hierarchical AMOVA showed significant genetic differentiation at all three levels of variation: (1) within Populations ( $p = 0.001$ ), (2) between Populations, nested within Depth ( $p = 0.002$ ) and (3) between Depths ( $p = 0.001$ ) (Table S2; AMOVA: Testing significance with 999 Monte Carlo tests), given that the observed phi ( $\phi$ ) did

not fall within the distribution expected from 999 permutations in either of those cases (Fig. S6). Importantly however, most variance ( $\sim 71.03\%$ ) arose from within Populations, while only  $\sim 15.49\%$  and  $\sim 13.48\%$  of variance derived from between Populations (nested within Depths) and between Depths, respectively (Table S2; AMOVA: Components of covariance).

## Discussion

Genomic data retrieved from the 37 *A. subpinnata* individuals revealed differing levels of connectivity among offshore (lower mesophotic) and coastal (upper mesophotic) populations in the Tyrrhenian and Ligurian Sea basins. The four coastal populations exhibited a high degree of admixture, suggesting that gene flow within these coastal regions is sufficient to maintain connectivity. In contrast, the two deeper, offshore populations (Posada and Santa Lucia) exhibited significant genetic differentiation from each other, indicating limited or no ongoing gene flow between these geographic regions (170 NM apart). Interestingly, differences among populations of the Mediterranean black coral were also clearly evident between individuals sampled from upper mesophotic, coastal habitats and the lower mesophotic, offshore localities, despite the close geographic proximity in some cases (e.g., Santa Lucia and Portofino, about 45 NM apart).

The patterns of connectivity observed in shallow populations along the Ligurian coast (Fig. 2a) is not surprising considering the strong current which flows westward along the shelf break (Millot 1999; Pinardi et al. 2015), which can influence gene flow by increasing the dispersal distance of coral propagules (Padron et al. 2018). However, physical



**Fig. 4** PCA plot. Population (a) and Depth (b) were used as PCA grouping factors. Sampling localities are as follows: Coastal—(1) BORD: Bordighera; (2) FAV: Favignana; (3) PTF: Portofino; (4) SAV: Savona, and offshore—(5) POS: Posada; (6) SLU: Santa Lucia

**Table 2** Permutational multivariate analysis of variance: PERMANOVA

Factor 1: Depth	Pairs	F Model	R <sup>2</sup>	R <sup>2</sup> [%]	P value	P adjusted
1	<b>Coastal vs offshore</b>	3.481	0.088	8.8	0.002	<b>0.002</b>
Factor 2: Populations	Pairs	F Model	R <sup>2</sup>	R <sup>2</sup> [%]	P value	P adjusted
1	BORD vs FAV	1.066	0.071	7.1	0.329	0.329
2	BORD vs POS	4.011	0.334	33.4	0.004	0.052
3	BORD vs PTF	2.412	0.147	14.7	0.022	0.162
4	BORD vs SAV	2.246	0.170	17.0	0.018	0.162
5	<b>BORD vs SLU</b>	5.912	0.396	39.6	0.002	<b>0.030</b>
6	FAV vs POS	3.079	0.235	23.5	0.006	0.066
7	FAV vs PTF	1.985	0.110	11.0	0.043	0.215
8	FAV vs SAV	1.567	0.108	10.8	0.061	0.228
9	FAV vs SLU	4.823	0.305	30.5	0.005	0.060
10	POS vs PTF	2.422	0.195	19.5	0.019	0.162
11	POS vs SAV	2.825	0.288	28.8	0.066	0.228
12	POS vs SLU	6.852	0.578	57.8	0.029	0.174
13	PTF vs SAV	2.174	0.143	14.3	0.057	0.228
14	PTF vs SLU	3.133	0.222	22.2	0.009	0.090
15	<b>SAV vs SLU</b>	3.827	0.324	32.4	0.002	<b>0.030</b>

A hierarchical PERMANOVA was performed with two factors: (1) Depth (above) and (2) Population (below). The R wrapper function pairwise.adonis was used to conduct PERMANOVA for each pairwise comparison (column: pairs). The result of an *F*-test to compare within-group to between-group variance can be found in column: *F* model. The *R*<sup>2</sup> column shows the variation from the distance matrix that is explained by the grouping being tested, also expressed in percentages (column: *R*<sup>2</sup> [%]). Non-adjusted *P* values were inferred from 999 permutations (column: *P* value) and have later undergone Holm FDR correction for multiple comparisons (column: *P* adjusted). Adjusted *p* values showing significance (< 0.05) after Holm FDR correction were marked in bold to show population pairs that significantly differ. Sampling codes are as follows: Coastal—(1) BORD: Bordighera; (2) FAV: Favignana; (3) PTF: Portofino; (4) SAV: Savona, and offshore—(5) POS: Posada; (6) SLU: Santa Lucia

characteristics of the environment (i.e., ocean currents and habitat suitability) do not solely explain the observed results, as the ecological traits of the species (i.e., organism life-history) are also important in determining population structuring and as such need to be considered to fully comprehend population connectivity (Werner et al. 2007). Numerous biological traits influence population connectivity in anthozoans: the asexual or sexual (brooders and broadcast spawners) mode of reproduction (Thomas et al. 2019), as well as the larval ecology (Cowen et al. 2006; Trembl et al. 2012, 2015).

As with other coral species, black corals are known to reproduce asexually by budding new polyps for the colony growth (Pax et al. 1987), but antipatharians are also known to asexually reproduce by fragmentation and/or through polyps bail-out as a response to stressful conditions (Miller and Grange 1997; Parker et al. 1997; Miller 1998; Bo et al. 2009b; Coppari et al. 2019, 2020b). Nevertheless, the successful attachment of black coral fragments or bail-outs has never been documented in the wild (Coppari et al. 2019, 2020b). For the genus *Antipathella* in particular, polyp bail-out has been observed under stressful laboratory

conditions in *A. fiordensis* (Parker et al. 1997) and in *A. subpinnata* (Coppari et al. 2020b). For the latter species, an extensive fragmentation event was also recorded in rearing conditions (Coppari et al. 2019). Fragmentation in particular was suggested to be a successful reproductive strategy in *A. subpinnata* since newly formed coral fragments were characterized by (1) high survival rates (100%), (2) long viability (observations lasted 7 months with the fragments maintaining a healthy phenotype throughout this entire period, showing no signs of growth impairment), and (3) capability to successfully reattach to different substrates (Coppari et al. 2019). This suggests that asexually produced fragments, as described in Coppari et al. (2019), would be capable of dispersing across hundreds of kilometers, which could in part explain the high connectivity observed between coastal populations of *A. subpinnata* in our study.

Furthermore, linkage disequilibrium (LD) analysis suggests that the studied populations of *A. subpinnata* could be partially clonal, which potentially provides additional support that asexual reproduction indeed occurs under natural conditions in this species. LD was detected in each

of the sampled localities, which is expected for taxa that asexually reproduce (Brown et al. 1980; Agapow and Burt 2001; Goss et al. 2014). Conversely, loci are not expected to be in LD in populations where sexual reproduction prevails, since genetic recombination would yield new genotypes during meiosis/gametogenesis (Brown et al. 1980; Agapow and Burt 2001; Goss et al. 2014). Clonality is further supported by (1) the observed heterozygote deficiency ( $H_O < H_E$ ), (2) positive inbreeding coefficient ( $F_{IS}$ ) values (Table 1) and the (3) MLG analysis (Fig. S2). Interestingly, genetic clones were already detected within the genus *Antipathella* (Miller 1998). In Miller (1998), clonality was recorded in *A. fiordensis* using 7 electrophoretic allozymes, with clones occurring very commonly and across long (> 60 km) geographic distances.

Asexual reproduction in corals is known to prevail in non-optimal conditions (Waller and Tyler 2005). For example, Waller and Tyler (2005) observed that, under trawling stress, none of the *Lophelia pertusa* specimens were sexually mature, while they were all in a reproductive state in a preserved area. Therefore, as observed in other anthozoans, the occurrence of asexual reproduction in black corals (Parker et al. 1997) may play an important role in the survivorship of black corals in non-optimal environments, as colonization of more suitable habitats may occur through dispersal of asexual coral propagules, as observed in experimental conditions for *A. subpinnata* (Coppari et al. 2019).

In regard to sexual reproduction, corals can have a brooding or broadcast spawning sexual reproductive strategy, which largely determines their dispersal capacity. Since there is currently no evidence of internal fertilization in antipatharians (Wagner et al. 2011), *A. subpinnata* is most likely a broadcast spawning coral (Gaino and Scoccia 2010), as are other antipatharians (Miller 1998; Rakka et al. 2017). The disappearance of mature gametes observed in the summer period (mainly late August) in tagged colonies of *A. subpinnata* support this hypothesis, together with the absence of larvae in the female polyps (Bo et al. unpublished data, 2016–2017). Broadcast spawning in *A. subpinnata* could thereby be another plausible way to explain the high genetic connectivity observed between upper mesophotic (coastal) populations, although specific studies on the larval ecology of this species are still lacking.

What is currently known about black coral larvae is based primarily on studies of shallow-water antipatharians (Brugler et al. 2013). For instance, sexually produced larvae in the congeneric species *A. fiordensis* are lecithotrophic, negatively buoyant and negatively phototactic, with low motility and survival time (approximately 10 days) in the water column (Miller 1998). Similar larval characteristics were observed in *L. pertusa*, a deep-sea scleractinian coral whose larvae also exhibit negative phototactic

behavior two weeks after their formation (Larsson et al. 2014). These life-history characteristics could reduce pelagic larval distance, as indicated by the philopatric behavior and limited recruitment distance exhibited by *A. fiordensis* (Miller 1998). Interestingly, the negative buoyancy observed in *A. fiordensis* and *L. pertusa* larvae does not coincide with larval characteristics of many scleractinian coral species, as upward swimming behavior is known to prevail in larvae of tropical shallow-reef corals (Bongaerts et al. 2017). This positive buoyancy has already been hypothesized to greatly increase the dispersal potential of coral propagules, particularly from deeper to shallow gradients (Bongaerts et al. 2017). Larval characteristics as described in *A. fiordensis* potentially indicate that the opposite scenario could also occur in some cases and that mesophotic larvae may be effectively trapped at depth. This could explain why offshore populations of *A. subpinnata* were more genetically distinct than coastal populations. The strong genetic subdivision observed between the two lower mesophotic (off-shore) localities could provide additional support for this hypothesis, considering that the highest  $F_{ST}$  value was detected for this grouping (Fig. 3c—SLU vs. POS: Nei's  $F_{ST} = 0.22$ ).

Gene flow between coastal *A. subpinnata* populations can additionally be explained when considering physical and environmental parameters, such as strong superficial currents in the Ligurian Sea (Pinaridi et al. 2015), and the presence of numerous *A. subpinnata* forests along the western Italian coastline at similar depths (> 70 forests, Bavestrello, pers. comm.), which may be acting as stepping stones for larval dispersal. Our hypothesis that *A. subpinnata*, probably similar to other black corals, opts for a 'stepping-stone' colonization pathway is further supported when considering the fact that rocky environments become less frequent with increasing distance from the coast and separated by important bathymetric gaps (as in the case of seamounts). The inability to use the 'stepping-stone' strategy for larval dispersal in offshore habitats could additionally explain the observed genetic isolation between lower mesophotic populations of *A. subpinnata*.

Despite a clear upper mesophotic (offshore)/lower mesophotic (coastal) genetic structuring, some coastal specimens in our study seemed to originate from offshore localities, particularly from the Posada canyon (Fig. 3b). Submarine canyons are known to promote upwelling of cold, nutrient-rich waters to the sea surface (Allen and Durrieu de Madron 2009), which can facilitate transport of coral propagules to shallower areas (Canepa et al. 2014; Bongaerts et al. 2017). For instance, upwelling from deep-sea marine canyons carries huge blooms of the scyphozoan jellyfish *Pelagia noctiluca* to the coasts of the Tyrrhenian Sea (Canepa et al. 2014), which are then distributed by horizontal surface currents (Boero et al. 2016). This means

that despite their isolation, deep refuges may aid in shallow reef recovery through the provision of coral propagules (Bongaerts et al. 2017). Although this ‘reseedling’ hypothesis remains largely untested (Bongaerts et al. 2017; but see also Bongaerts et al. 2019), it might explain why some individuals from Portofino and Savona localities showed high membership-assignment scores to the Posada canyon subpopulation (even if not directly located above the canyon).

While strong connectivity patterns were observed among the studied populations, it is likely that finer-scale genetic structuring would be revealed by incorporating a greater breadth of sampling localities and additional replicates per population. For instance, future studies could incorporate a field-sampling design where individuals from intermediate populations would be collected, as this would allow examination of a potential stepping-stone dynamics in population structuring. However, sampling of deep-sea coral individuals for genetic analysis involves the deployment of submersibles (such as ROVs) and is thereby expensive and logistically difficult. This explains the small number of representative samples obtained in our study for the ROV sampling localities.

Genetic connectivity recorded between coastal populations indicates that gene flow occurs at higher rates in coastal areas (upper mesophotic), suggesting that these coral gardens may be less susceptible to human impact (i.e., demersal fishing activities). Conversely, the observed genetic isolation in *A. subpinnata* lower mesophotic (offshore) forests, particularly the one from the Santa Lucia Seamount, suggests they are potentially less resilient to human impact due to a limited influx of coral propagules from adjacent habitats. The observed offshore / coastal population structuring additionally suggests that lower mesophotic *A. subpinnata* forests seem unlikely to act as a reservoir of genetic diversity to upper mesophotic populations (as observed in other Mediterranean coral species, Costantini et al. 2011, 2016), all of which highlights the vulnerability of Mediterranean *A. subpinnata* forests, particularly those located at greater depths. It is furthermore interesting to emphasize that a shift in male-to-female ratio was observed during the field sampling operations between upper mesophotic and lower mesophotic *A. subpinnata* forests, with male individuals becoming more prevalent with increasing depth (Bo, pers. Comm). While these preliminary field observations could have been biased by a lower sampling effort in the offshore localities and are thereby yet to be validated, the male-to-female sex ratio is an important aspect to consider in future studies as an unbalanced sex ratio has been documented to critically decrease the effective size of populations, thereby lowering population resilience to non-optimal environmental conditions (Dubreuil et al. 2010; Rosche et al. 2018). Since

remotely operated vehicle footage (Bo et al. 2014) and accidental bycatch data (Mytilineou et al. 2014) have already provided evidence of large impact by fishing activities on Mediterranean black coral forests along the continental platform, but also within canyons and over seamount summits, this paper aims to raise concern and highlight the importance of enforcing management measures to achieve Good Environmental Status of these valuable *A. subpinnata* underwater forests under the European Marine Strategy Framework Directive.

Internationally, black coral gardens are listed as (i) threatened and declining by the OSPAR Commission (OSPAR Recommendation, 2010/8), are (ii) identified as special ecological features that require protection under the Convention of Biological Diversity (UNEP 2007), are (iii) defined as Vulnerable Marine Ecosystems (VMEs) potentially impacted by fishing activities (FAO 2009), and (iv) the communities in which they thrive fall under the 1170 Reef Habitat type of the European directive 93/43/CEE (Aguiliar and Marin 2013). All black corals are listed in Appendix II of the Convention on International Trade in Endangered Species of Wild Fauna and Flora (CITES), and recently Mediterranean species have been included in the International Union for Conservation of Nature (IUCN) Red List as Endangered or Near Threatened, mainly due to extreme longevity traits, decline in the populations and fishing impact (Otero et al. 2017). Finally, recognizing their fragility and importance, Mediterranean black corals species have been moved in the Annex II of the Barcelona Convention.

Despite this, there are few management actions established in the Mediterranean basin for the protection of cold-water coral ecosystems and even fewer initiatives have been enacted for the upper mesophotic (coastal) assemblages, due to a greater number of socioeconomic interests over the continental platform. On a national level, one Italian conservation initiative devoted to the protection of an *A. subpinnata* forest was recently promoted in the Southern Tyrrhenian Sea (Calabria regional deliberation #479, 06/11/2012 for the SCI “Scogli d’Isca”) (Bo et al. 2014), while the cold-water coral site of Santa Maria di Leuca, also hosting black corals, is a well-known Fishing Restriction Area (FRA) (Rec. GFCM/30/2006/3). The same protection tool was used for another unique area, the canyon system of the Gulf of Lion (France), hosting, among other, lushing black coral forests (Rec. GFCM/33/2009/1; Fabri et al. 2014). Finally, as far as it is known, no coastal marine-protected area (MPA) includes forests of black corals, and this remains a pending managing action to pursue in the near future.

**Acknowledgements** Authors would like to thank Fondazione Azione Mare (Eng. Guido Gay) for the help during field activities on board of



*Daedalus*. A special thank you goes to Dr. Francesco Enrichetti and Ivano Roveri (Subbaqueria Diving, Favignana), to Carabinieri Military Force (Centro Carabinieri Subacquei di Genova in particular Marshal Duilio Lenzini's team), to Venceslao Zaina (Savona) and the diving center "Il Grande Blu" for their help during sampling procedures. Thanks also to Francesco Massa (Laboratory of Oceanography, University of Genova) for the help in temperature data collection. This study was funded by the SIR-MIUR\_BIOMOUNT Project (Biodiversity Patterns of the Tyrrhenian Seamounts) grant no. RBSI14HC9O (Italy) (<https://biomount.macisteweb.com>). This work was partially supported for the laboratory work by an Italian Research Project of National Interest (PRIN), funded by the Italian Ministry of University and Research: "Reef ReseArcH – Resistance and resilience of Adriatic mesophotic biogenic habitats to human and climate change threats" (Call 205; Prot. 2015J922E; 2017-2020) and by the European project SEAMoBB: "Solutions for Semi-Automated Monitoring of Benthic Biodiversity" funded by ERA-Net Mar-TER-A. Marko Terzin was supported by the IMBRSea master program (International Master of Science in Marine Biological Resources), as an Erasmus Mundus Joint Master Degree (EMJMD) scholarship Awardee.

**Funding** Open access funding provided by Università degli Studi di Genova within the CRUI-CARE Agreement.

**Data availability** Raw read data from all individuals has been submitted to NCBI SRA Bioproject repository and can be found under the following accession number: SUB9089947. All the bash and R scripts have been uploaded to the following github page ([https://github.com/mterzin/Antipathella\\_subpinnata\\_data\\_analysis\\_pipeline](https://github.com/mterzin/Antipathella_subpinnata_data_analysis_pipeline)), including the R objects necessary to run the analyses.

#### Declarations

**Conflict of interest** On behalf of all authors, the corresponding author states that there is no conflict of interest.

**Open Access** This article is licensed under a Creative Commons Attribution 4.0 International License, which permits use, sharing, adaptation, distribution and reproduction in any medium or format, as long as you give appropriate credit to the original author(s) and the source, provide a link to the Creative Commons licence, and indicate if changes were made. The images or other third party material in this article are included in the article's Creative Commons licence, unless indicated otherwise in a credit line to the material. If material is not included in the article's Creative Commons licence and your intended use is not permitted by statutory regulation or exceeds the permitted use, you will need to obtain permission directly from the copyright holder. To view a copy of this licence, visit <http://creativecommons.org/licenses/by/4.0/>.

## References

Agapow P, Burt A (2001) Indices of multilocus linkage disequilibrium. *Mol Ecol Notes* 1:101–102

Aguilari R, Marín P (2013) Mediterranean deep-sea corals: reasons for protection under the Barcelona Convention. *OCEANA*

Allen S, Durrieu de Madron X (2009) A review of the role of submarine canyons in deep-ocean exchange with the shelf. *Ocean Sci* 5:607–620

Angelici F, Ciucani M, Angelini S, Annesi F, Caniglia R, Castiglia R, Fabbri E, Galaverni M, Palumbo D, Ravegnini G, Rossi L,

Siracusa A, Cilli E (2019) The sicilian wolf: Genetic identity of a recently extinct insular population. *Zool Sci* 36:189–197

Baird N, Etter P, Atwood T, Currey M, Shiver A, Lewis Z, Selker E, Cresko W, Johnson E (2008) Rapid SNP discovery and genetic mapping using sequenced RAD markers. *PLoS ONE* 3:e3376

Bernhardt J, Leslie H (2013) Resilience to climate change in coastal marine ecosystems. *Ann Rev Mar Sci* 5:371–392

Bo M, Bavestrello G (2019) Mediterranean black coral communities. Drop chapter. In: Orejas C, Jiménez C (eds) Mediterranean cold-water corals: past, present and future. Understanding the deep-sea realms of coral. Coral reefs of the world series (n. 9). Springer, New York, pp 249–251

Bo M, Di Camillo CG, Addamo AM, Valisano L, Bavestrello G (2009a) Growth strategies of whip black corals (Cnidaria: Antipatharia) in the Bunaken Marine Park (Celebes, Indonesia). *Mar Biodivers Rec* 2:e54

Bo M, Bavestrello G, Canese S, Giusti M, Salvati E, Angiolillo M, Greco S (2009b) Characteristics of a black coral meadow in the twilight zone of the central Mediterranean Sea. *Mar Ecol Progr Ser* 397:53–61

Bo M, Bertolino M, Borghini M, Castellano M, Covazzi Harriague A, Di Camillo C, Gasparini G, Mistic C, Povero P, Pusceddu A, Schroeder K, Bavestrello G (2011) Characteristics of the mesophotic megabenthic assemblages of the vercelli seamount (North Tyrrhenian Sea). *PLoS ONE* 6:e16357

Bo M, Canese S, Spaggiari C, Pusceddu A, Bertolino M, Angiolillo M, Giusti M, Loreto M, Salvati E, Greco S, Bavestrello G (2012) Deep coral oases in the South Tyrrhenian Sea. *PLoS ONE* 7:e49870

Bo M, Bava S, Canese S, Angiolillo M, Cattaneo-Viotti R, Bavestrello G (2014) Fishing impact on deep Mediterranean rocky habitats as revealed by ROV investigation. *Biol Cons* 171:167–176

Bo M, Bavestrello G, Angiolillo M, Calcagnile L, Canese S, Cannas R, Cau A, D'Elia M, D'Oriano F, Follesa M, Quarta G, Cau A (2015) Persistence of pristine deep-sea coral gardens in the Mediterranean Sea (SW Sardinia). *PLoS ONE* 10:e0119393

Bo M, Barucca M, Biscotti MA, Brugler MR, Canapa A, Canese S, Lo Iacono C, Bavestrello G (2018) Phylogenetic relationships of Mediterranean black corals (Cnidaria: Anthozoa: Hexacorallia) and implications for classification within the order Antipatharia. *Inv Syst* 32:1102–1110

Bo M, Montgomery T, Opresko DM, Wagner D, Bavestrello G (2019) Antipatharians of the mesophotic zone: four case studies. In: Loya Y, Puglise K, Bridge T (eds) Mesophotic coral ecosystems. Coral reefs of the world series (n. 12). Springer, New York, pp 683–708

Bo M, Coppari M, Betti F, Massa F, Gay G, Cattaneo-Viotti R, Bavestrello G (2020) Unveiling the deep biodiversity of the Janua Seamount (Ligurian Sea): first Mediterranean sighting of the rare Atlantic bamboo coral *Chelidopsis aurantiaca* Studer, 1890. *Deep-Sea Res Part I* 156:103186

Boero F, Brotz L, Gibbons MJ, Piraino S, Zampardi S (2016) Impacts and effects of ocean warming on jellyfish. In: Laffoley D, Baxter JM (Eds.), Explaining ocean warming: causes, Scale, Ef.

Boero F, Leo F, Fraschetti S, Ingresso G (2019) The cells of ecosystem functioning: towards a holistic vision of marine space. *Adv Mar Biol*. <https://doi.org/10.1016/bs.amb.2019.03.001>

Bongaerts P, Smith TB (2019) Beyond the "Deep Reef Refuge" hypothesis: a conceptual framework to characterize persistence at depth. *Cham, In Mesophotic coral ecosystems Springer*, pp 881–895

Bongaerts P, Riginos C, Brunner R, Englebert N, Smith S, Hoegh-Guldberg O (2017) Deep reefs are not universal refuges: reseed potential varies among coral species. *Sci Adv* 3:e1602373

- Boscari E, Abbiati M, Badalamenti F, Bavestrello G, Benedetti-Cecchi L, Cannas R, Cau A, Cerrano C, Chimienti G, Costantini F, Fraschetti S, Ingrosso G, Marino I, Mastrototaro F, Papetti C, Paterno M, Ponti M, Zane L, Congiu L (2019) A population genomics insight by 2bRAD reveals populations' uniqueness along the Italian coastline in *Leptopsammia pruvoti* (Scleractinia, Dendrophylliidae). *Div Distr* 25:1101–1117
- Bougeard S, Dray S (2018) Supervised multiblock analysis in R with the ade4 package. *J Stat Soft* 86:1–17
- Brown A, Feldman M, Nevo E (1980) Multilocus structure of natural populations of *Hordeum spontaneum*. *Genetics* 96:523–536. <https://doi.org/10.1007/s000360050102>
- Brugler M, Opreko D, France S (2013) The evolutionary history of the order antipatharia (Cnidaria: Anthozoa: Hexacorallia) as inferred from mitochondrial and nuclear DNA: implications for black coral taxonomy and systematics. *Zool J Linn Soc* 169:312–361
- Canepa A, Fuentes V, Sabates A, Piraino S, Boero F, Gili JM (2014) *Pelagia noctiluca* in the Mediterranean Sea. In: Pitt KA, Lucas CH (eds) Jellyfish blooms. Springer, Dordrecht, pp 237–266
- Carreras C, García-Cisneros A, Wangenstein O, Ordóñez V, Palacín C, Pascual M, Turon X (2019) East is East and West is West: Population genomics and hierarchical analyses reveal genetic structure and adaptation footprints in the keystone species *Paracentrotus lividus* (Echinoidea). *Div Distr* 26:382–398
- Chimienti G, Bo M, Taviani M, Mastrototaro F (2019) Occurrence and biogeography of Mediterranean cold-water corals. In: Orejas C, Jiménez C (eds) Mediterranean cold-water corals: past, present and future Understanding the deep-sea realms of coral. Coral reefs of the world series (n. 9). Springer, New York, pp 213–243
- Chimienti G, De Padova D, Mossa M, Mastrototaro F (2020) A mesophotic black coral forest in the Adriatic Sea. *Scientific reports*, 10(1). <https://doi.org/10.1038/s41598-020-65266-9>
- Cockerham C, Weir B (1993) Estimation of gene flow from F-Statistics. *Evolution* 47:855
- Colwell R, Lees D (2000) The mid-domain effect: geometric constraints on the geography of species richness. *Trends Ecol Evol* 15:70–76
- OSPAR Commission. 2008. Case reports for the OSPAR list of threatened and/or declining species and habitats. *Biological Diversity and Ecosystems*. 2008 No. ISBN: 358 978–1–905859–97–9
- Coppari M, Mestice F, Betti F, Bavestrello G, Castellano L, Bo M (2019) Fragmentation, re-attachment ability and growth rate of the Mediterranean black coral *Antipathella subpinnata*. *Coral Reefs* 38:1–14
- Coppari M, Ferrier-Pagès C, Castellano M, Massa F, Olivari E, Bavestrello G, Povero P, Bo M (2020a) Seasonal variation of the stable C and N isotopic composition of the mesophotic black coral *Antipathella subpinnata* (Ellis & Solander, 1786). *Estuar Coast Shelf Sci* 233:106520
- Coppari M, Fumarola L, Bramanti L, Romans P, Pillot R, Bavestrello G, Bo M (2020b) Unveiling asexual reproductive traits in black corals: polyp bail-out in *Antipathella subpinnata*. *Coral Reefs* 39(6):1517–1523
- Corbera G, Iacono CL, Gràcia E, Grinyó J, Pierdomenico M, Huvenne VA, Gili JM (2019) Ecological characterisation of a Mediterranean cold-water coral reef: cabliers coral mound province (Alboran Sea, western Mediterranean). *Prog Oceanogr* 175:245–262
- Costantini F, Rossi S, Pintus E, Cerrano C, Gili JM, Abbiati M (2011) Low connectivity and declining genetic variability along a depth gradient in *Corallium rubrum* populations. *Coral Reefs* 30(4):991–1003
- Costantini F, Gori A, Lopez-González P, Bramanti L, Rossi S, Gili JM, Abbiati M (2016) Limited genetic connectivity between gorgonian morphotypes along a depth gradient. *PLoS ONE* 11(8):e0160678
- Costantini F, Addamo AM, Machordom A, Abbiati M (2017) Genetic connectivity and conservation of temperate and cold-water habitat-forming corals. In: Rossi S, Bramanti L, Gori A, Orejas C (eds) Marine animal forests. Springer, Cham
- Costantini F, Ferrario F, Abbiati M (2018) Chasing genetic structure in coralligenous reef invertebrates: patterns, criticalities and conservation issues. *Sci Rep* 8:1–12
- Cowen R (2006) Scaling of connectivity in marine populations. *Science* 311:522–527
- Deidun A, Andaloro F, Bavestrello G, Canese S, Consoli P, Micallef A, Romeo T, Bo M (2015) First characterisation of a *Leiopathes glaberrima* (Cnidaria: Anthozoa: Antipatharia) forest in Maltese exploited fishing grounds. *Int J Zool* 82:271–280
- Dixon P (2003) VEGAN, a package of R functions for community ecology. *J Veg Sci* 14:927–930
- Dubreuil M, Riba M, González-Martínez S, Vendramin G, Sebastiani F, Mayol M (2010) Genetic effects of chronic habitat fragmentation revisited: strong genetic structure in a temperate tree, *Taxus baccata* (Taxaceae), with great dispersal capability. *Am J Bot* 97(2):303–310. <https://doi.org/10.3732/ajb.0900148>
- Ellis J, Solander D (1786) The Natural History of many curious and uncommon Zoophytes, collected from various parts of the Globe. Systematically arranged and described by the late Daniel Solander. Benjamin White & Son, London, pp 1–206, pls 1–63
- Everett M, Park L, Berntson E, Elz A, Whitmire C, Keller A, Clarke M (2016) Large-scale genotyping-by-sequencing indicates high levels of gene flow in the deep-sea octocoral *Swiftia simplex* (Nutting 1909) on the west coast of the United States. *PLoS ONE* 11:e0165279
- Fabri MC, Pedel L, Beuck L, Galgani F, Hebbeln D, Freiwald A (2014) Megafauna of vulnerable marine ecosystems in French mediterranean submarine canyons: Spatial distribution and anthropogenic impacts. *Deep Sea Res Part II* 104:184–207
- FAO (2009) International Guidelines for the Management of Deep-sea Fisheries in the High Seas. Rome, FAO. 2009. 73p
- Flanagan S, Jones A (2017) Constraints on the  $F_{ST}$ -heterozygosity outlier approach. *J Heredity* 108(5):561–573
- Frichot E, François O (2015) LEA: an R package for landscape and ecological association studies. *Methods Ecol Evol* 6:925–929
- Gaino E, Scoccia F (2010) Gamete spawning in *Antipathella subpinnata* (Anthozoa, Antipatharia): a structural and ultrastructural investigation. *Zoomorphology* 129:213–219
- Gili J, Coma R (1998) Benthic suspension feeders: their paramount role in littoral marine food webs. *Trends Ecol Evol* 13:316–321
- Gori A, Bavestrello G, Grinyó J, Dominguez-Carrió C, Ambroso S, Bo M (2017) Animal forests in deep coastal bottoms and continental shelf of the Mediterranean Sea. *Marine Animal Forests: the ecology of benthic biodiversity hotspots*, 207–233
- Gori Andrea, Grinyó Jordi, Dominguez-Carrió Carlos, Ambroso Stefano, López-González Pablo, Gili Josep-Maria, Bavestrello Giorgio, Bo Marzia (2019) Gorgonian and black coral assemblages in deep coastal bottoms and continental shelves of the Mediterranean Sea. *Mediterranean Cold-Water Corals: Past, Present and Future*. Springer, Cham, pp 245–248
- Goss E, Tabima J, Cooke D, Restrepo S, Fry W, Forbes G, Fieland V, Cardenas M, Grunwald N (2014) The Irish potato famine pathogen *Phytophthora infestans* originated in central Mexico rather than the Andes. *Proc Natl Acad Sci* 111:8791–8796
- Goudet J (2005) Hierfstat, a package for r to compute and test hierarchical F-statistics. *Mol Ecol Notes* 5:184–186
- Grinyó J, Gori A, Ambroso S, Purroy A, Calatayud C, Dominguez-Carrió C, Coppari M, Lo Iacono C, López-González P, Gili J

- (2016) Diversity, distribution and population size structure of deep Mediterranean gorgonian assemblages (Menorca Channel, Western Mediterranean Sea). *Prog Oceanogr* 145:42–56
- Grinyó J, Gori A, Greenacre M, Requena S, Canepa A, Lo Iacono C, Ambroso S, Purroy A, Gili J (2018) Megabenthic assemblages in the continental shelf edge and upper slope of the Menorca Channel, Western Mediterranean Sea. *Prog Oceanogr* 162:40–51
- Hastings A, Botsford L (2006) Persistence of spatial populations depends on returning home. *Proc Natl Acad Sci* 103:6067–6072
- Hodel R, Chen S, Payton A, McDaniel S, Soltis P, Soltis D (2017) Adding loci improves phylogeographic resolution in red mangroves despite increased missing data: comparing microsatellites and RAD-Seq and investigating loci filtering. *Sci Rep* 7:1–14
- Holm S (1979) A simple sequentially rejective multiple test procedure. *Scand J Stat* 6:65–70
- Ingrassia M, Macelloni L, Bosman A, Chiocci F, Cerrano C, Martorelli E (2016) Black coral (Anthozoa, Antipatharia) forest near the western Pontine Islands (Tyrrhenian Sea). *Mar Biod* 46:285–290
- Jari Oksanen F, Blanchet G, Friendly M, Kindt R, Legendre P, McGlinn D, Minchin PR, O'Hara RB, Simpson GL, Solyomos P, Stevens MH, Szoecs E, Wagner H (2019) Vegan: Community Ecology Package. R package version 2.5–6. <https://CRAN.R-project.org/package=vegan>.
- Jenkins T, Ellis C, Triantafyllidis A, Stevens J (2019) Single nucleotide polymorphisms reveal a genetic cline across the north-east Atlantic and enable powerful population assignment in the European lobster. *Evol Applic* 12:1881–1899
- Jombart T (2008) ADEGENET: a R package for the multivariate analysis of genetic markers. *Bioinformatics* 24:1403–1405
- Jones C, Lawton J, Shachak M (1994) Organisms as Ecosystem Engineers. *Oikos* 69:373
- Kamvar Z, Tabima J, Grünwald N (2014) Poppr: an R package for genetic analysis of populations with clonal, partially clonal, and/or sexual reproduction. *PeerJ* 2:e281
- Kamvar Z, Brooks J, Grünwald N (2015) Novel R tools for analysis of genome-wide population genetic data with emphasis on clonality. *Front Genet* 6:208
- Larsson A, Järnegen J, Strömberg S, Dahl M, Lundälv T, Brooke S (2014) Embryogenesis and Larval Biology of the Cold-Water Coral *Lophelia pertusa*. *PLoS ONE*. <https://doi.org/10.1371/journal.pone.0102222>
- Martinez Arbizu P (2019) PairwiseAdonis: pairwise multilevel comparison using adonis. R package version 0.3.
- Miller K (1998) Short-distance dispersal of black coral larvae: inference from spatial analysis of colony genotypes. *Mar Ecol Progr Ser* 171:225–233
- Miller K, Grange KR (1997) Population genetic studies of antipatharian black corals from Doubtful and Nancy Sounds, Fiordland, New Zealand. In: proceedings of the 6th international conference on coelenterate biology, pp 353–363
- Miller K, Gunasekera R (2017) A comparison of genetic connectivity in two deep sea corals to examine whether seamounts are isolated islands or stepping stones for dispersal. *Sci Rep* 7:46103
- Millot C (1999) Circulation in the western Mediterranean Sea. *J Mar Syst* 20:423–442
- Mortensen P, Buhl-Mortensen L Jr, D C, Fader D G, McKeown D M, Fenton D, (2005) Evidence of fisheries damage to deep-water gorgonians in the Northeast channel. *Nova Scotia Am Fish Soc Symp* 41:369–382
- Mytilineou C, Smith C, Anastasopoulou A, Papadopoulou K, Christidis G, Bekas P, Kavadas S, Dokos J (2014) New cold-water coral occurrences in the Eastern Ionian Sea: results from experimental long line fishing. *Deep Sea Res 2 Top Stud Oceanogr* 99:146–157
- Nei M (1987) Genetic distance and molecular phylogeny. In: Ryman N, Utter F (eds) Population genetics and fishery management. University of Washington Press, Seattle, WA, pp 193–223
- Otero MM, Numa C, Bo M, Orejas C, Garrabou J, Cerrano C, Kružić P, Antoniadou C, Aguilar R, Kipson S, Linares C, Terrón-Sigler A, Brossard J, Kersting D, Casado-Amezúa P, García S, Goffredo S, Ocaña O, Caroselli E, Maldonado M, Bavestrello G, Cattaneo-Vietti R, Özalp B, (2017) Overview of the conservation status of Mediterranean anthozoans. IUCN, Malaga, Spain. x + 73 p
- Padrón M, Costantini F, Bramanti L, Guizien K, Abbiati M (2018) Genetic connectivity supports recovery of gorgonian populations affected by climate change. *Aquat Conserv* 28:776–787
- Paradis E (2010) Pegas: an R package for population genetics with an integrated-modular approach. *Bioinform* 26:419–420
- Parker N, Mladenov P, Grange K (1997) Reproductive biology of the antipatharian black coral *Antipathes fiordensis* in Doubtful Sound, Fiordland, New Zealand. *Mar Biol* 130:11–22
- Pax F, Van-Praët M, and Doumenc D (1987) Ordre des antipathaires. In “Traité de zoologie—anatomie, systématique, biologie. Vol. 3 (Fasc. 3), Cnidaires anthozoaires,” Masson, Paris
- Pinardi N, Zavatarelli M, Adani M, Coppini G, Fratianni C, Oddo P, Simoncelli S, Tonani M, Lyubartsev V, Dobricic S, Bonaduce A (2015) Mediterranean Sea large-scale low-frequency ocean variability and water mass formation rates from 1987 to 2007: a retrospective analysis. *Progr Oceanogr* 132:318–332
- Pritchard J, Stephens MJ, Donnelly PJ (2000) Inference of population structure using multilocus genotype data. *Genetics* 155:945–959
- Puechmaille SJ (2016) The program structure does not reliably recover the correct population structure when sampling is uneven: subsampling and new estimators alleviate the problem. *Mol Ecol Resour* 16:608–627
- Rakka M, Orejas C, Sampaio I, Monteiro J, Parra H, Carreiro-Silva M (2017) Reproductive biology of the black coral *Antipathella wollastoni* (Cnidaria: Antipatharia) in the Azores (NE Atlantic). *Deep Sea Res 2 Top Stud Oceanogr* 145:131–141
- R Core Team (2018) R: A language and environment for statistical computing. R Foundation for Statistical Computing, Vienna, Austria. <https://www.R-project.org/>
- Reitzel A, Herrera S, Layden M, Martindale M, Shank T (2013) Going where traditional markers have not gone before: utility of and promise for RAD sequencing in marine invertebrate phylogeography and population genomics. *Mol Ecol* 22:2953–2970
- Rochette N, Rivera-Colón A, Catchen J (2019) Stacks 2: Analytical methods for paired-end sequencing improve RADseq-based population genomics. *Mol Ecol* 28:4737–4754
- Rosche C, Schrieber K, Lachmuth S, Durka W, Hirsch H, Wagner V et al (2018) Sex ratio rather than population size affects genetic diversity in *Antennaria dioica*. *Plant Biol* 20(4):789–796. <https://doi.org/10.1111/plb.12716>
- Rossi S, Coppari M, Viladrich N (2017) Benthic-pelagic coupling: new perspectives in the animal forests. In: Rossi S, Bramanti L, Gori A et al (eds) Marine animal forests: the ecology of benthic biodiversity hotspots. Springer, Cham, pp 855–886
- Schopen G, Bovenhuis H, Visker M, van Arendonk J (2008) Comparison of information content for microsatellites and SNPs in poultry and cattle. *An Gen* 39:451–453
- Thomas L, Underwood J, Adam A, Richards Z, Dugal L, Miller K, Gilmour J (2019) Contrasting patterns of genetic connectivity in brooding and spawning corals across a remote atoll system in northwest Australia. *Coral Reefs* 39:55–60
- Tremblay E, Roberts J, Chao Y, Halpin P, Possingham H, Riginos C (2012) Reproductive output and duration of the pelagic larval stage determine seascape-wide connectivity of marine populations. *Integr Comp Bio* 52:525–537

- Tremblay E, Ford J, Black K, Swearer S (2015) Identifying the key biophysical drivers, connectivity outcomes, and metapopulation consequences of larval dispersal in the sea. *Mov Ecol* 3:17
- Turner J, Andradi-Brown D, Gori A, Bongaerts P, Burdett H, Ferrier-Pagès C, Voolstra C, Weinstein D, Bridge T, Costantini F, Gress E, Laverick J, Loya Y, Goodbody-Gringley G, Rossi S, Taylor M, Viladrich N, Voss J, Williams J, Eyal G (2019) Key questions for research and conservation of mesophotic coral ecosystems and temperate mesophotic ecosystems. *Mesophotic coral ecosystems*. Springer, Cham, pp 989–1003
- UNEP. 2007. Report on the expert workshop on ecological criteria and biogeographic classification system for marine areas in need of protection. UNEP/CBD/EWS.MPA/1/2
- Wagner D, Waller R, Toonen R (2011) Sexual reproduction of Hawaiian black corals, with a review of the reproduction of antipatharians (Cnidaria: Anthozoa: Hexacorallia). *Inv Biol* 130:211–225
- Waller R, Tyler P (2005) The reproductive biology of two deep-water, reef-building scleractinians from the NE Atlantic Ocean. *Coral Reefs* 24:514–522
- Wang S, Meyer E, McKay J, Matz M (2012) 2b-RAD: a simple and flexible method for genome-wide genotyping. *Nat Methods* 9(8):808–810. <https://doi.org/10.1038/nmeth.2023>
- Weir B (1990) Genetic data analysis. Sinauer Associates, Sunderland, Mass.
- Werner F, Cowen R, Paris C (2007) Coupled biological and physical models: present capabilities and necessary developments for future studies of population connectivity. *Oceanography* 20:54–69
- Wright S (1943) Isolation by distance. *Genetics* 28:114–138
- Ziegler M, Roik A, Porter A, Zubier K, Mudarris M, Ormond R, Voolstra C (2016) Coral microbial community dynamics in response to anthropogenic impacts near a major city in the central Red Sea. *Mar Pollut Bull* 105:629–640

**Publisher's Note** Springer Nature remains neutral with regard to jurisdictional claims in published maps and institutional affiliations.