











This article has been accepted for publication in Monthly Notices of the Royal Astronomical Society. ©: 2022 The Authors. Published by Oxford University Press on behalf of the Royal Astronomical Society. All rights reserved.

Link to article on OUP website:

<https://academic.oup.com/mnras/article/516/4/5331/6678013?login=true>

The *Pristine* survey – XVI. The metallicity of 26 stellar streams around the Milky Way detected with the STREAMFINDER in *Gaia* EDR3

Nicolas F. Martin ^{1,2}★ Rodrigo A. Ibata,¹ Else Starckenburg,³ Zhen Yuan ¹, Khyati Malhan,^{2,4} Michele Bellazzini ⁵, Akshara Viswanathan,³ David Aguado,⁶ Anke Arentsen ¹, Piercarlo Bonifacio ⁷, Ray Carlberg,⁸ Jonay I. González Hernández,^{9,10} Vanessa Hill,¹¹ Pascale Jablonka,^{7,12} Georges Kordopatis,¹¹ Carmela Lardo ¹³, Alan W. McConnachie,¹⁴ Julio Navarro,¹⁵ Rubén Sánchez-Janssen ¹⁶, Federico Sestito ¹⁵, Guillaume F. Thomas,^{9,10} Kim A. Venn ¹⁵, Sara Vitali ¹⁷ and Karina T. Voggel¹

¹Observatoire astronomique de Strasbourg, Université de Strasbourg, CNRS, UMR 7550, F-67000 Strasbourg, France

²Max-Planck-Institut für Astronomie, Königstuhl 17, D-69117 Heidelberg, Germany

³Kapteyn Astronomical Institute, University of Groningen, Landlevens 12, NL-9747 AD Groningen, the Netherlands

⁴The Oskar Klein Centre, Department of Physics, Stockholm University, AlbaNova, SE-10691 Stockholm, Sweden

⁵INAF – Osservatorio di Astrofisica e Scienza dello Spazio, via Gobetti 93/3, I-40129 Bologna, Italy

⁶Dipartimento di Fisica e Astronomia, Università degli Studi di Firenze, Via G. Sansone 1, I-50019 Sesto Fiorentino, Italy

⁷GEPH, Observatoire de Paris, Université PSL, CNRS, 5 Place Jules Janssen, F-92195 Meudon, France

⁸Department of Astronomy & Astrophysics, University of Toronto, Toronto, ON M5S 3H4, Canada

⁹Instituto de Astrofísica de Canarias, E-38205 La Laguna, Tenerife, Spain

¹⁰Dpto. Astrofísica, Universidad de La Laguna, E-38206 La Laguna, Tenerife, Spain

¹¹Observatoire de la Côte d'Azur, Université Côte d'Azur, CNRS, Laboratoire Lagrange, Nice, F-06300, France

¹²Laboratoire d'astrophysique, École Polytechnique Fédérale de Lausanne (EPFL), Observatoire, CH-1290 Versoix, Switzerland

¹³3Dipartimento di Fisica e Astronomia, Università degli Studi di Bologna, Via Gobetti 93/2, I-40129 Bologna, Italy

¹⁴NRC Herzberg Astronomy and Astrophysics, 5071 West Saanich Road, Victoria, BC V9E 2E7, Canada

¹⁵Dept. of Physics and Astronomy, University of Victoria, P.O. Box 3055, STN CSC, Victoria, BC V8W 3P6, Canada

¹⁶UK Astronomy Technology Centre, Royal Observatory, Blackford Hill, Edinburgh EH9 3HJ, UK

¹⁷Núcleo de Astronomía, Facultad de Ingeniería y Ciencias Universidad Diego Portales, Ejército 441, Santiago, Chile

Accepted 2022 August 25. Received 2022 August 25; in original form 2022 January 5

ABSTRACT

We use the photometric metallicities provided by the panoramic *Pristine* survey to study the veracity and derive the metallicities of the numerous stellar streams found by the application of the STREAMFINDER algorithm to the *Gaia* Early Data Release 3 data. All 26 streams present in *Pristine* show a clear metallicity distribution function, which provides an independent check of the reality of these structures, supporting the reliability of STREAMFINDER in finding streams and the power of *Pristine* to measure precise metallicities. We further present six candidate structures with coherent phase-space and metallicity signals that are very likely streams. The majority of studied streams are very metal-poor (14 structures with $[\text{Fe}/\text{H}] < -2.0$) and include three systems with $[\text{Fe}/\text{H}] < -2.9$ (C-11, C-19, and C-20). These streams could be the closest debris of low-luminosity dwarf galaxies or may have originated from globular clusters of significantly lower metallicity than any known current Milky Way globular cluster. Our study shows that the promise of the *Gaia* data for Galactic Archeology studies can be substantially strengthened by quality photometric metallicities, allowing us to peer back into the earliest epochs of the formation of our Galaxy and its stellar halo constituents.

Key words: Galaxy: abundances – Galaxy: formation – Galaxy: halo.

1 INTRODUCTION

Since its launch in 2013, the *Gaia* satellite has been charting the motions and brightnesses of more than a billion stars throughout the Galaxy and Local Group, in an effort to build up an unprecedented 6D map of the positions and velocities of stars in the nearby Universe (Gaia Collaboration 2016, 2018, 2021). One of the aims of the *Gaia* mission is to identify signs of the ancient accretions that built up our

Milky Way (MW) through the use of conserved dynamical quantities derived from the kinematic observables. In the inner regions of the MW halo ($\lesssim 30$ kpc), the sought-for accretion events may be quite difficult to uncover, due to the complex interactions that have taken place over cosmic time, especially with time-dependent non-axisymmetric components such as spiral arms and the Galactic bar (e.g. Pearson, Price-Whelan & Johnston 2017). There, our best hopes for using dynamics for Galactic Archeology is via action variables, which are conserved during adiabatic changes of the potential (Binney & Tremaine 2008). In the more distant reaches of our Galaxy, or when the dynamical interactions have been less violent,

* E-mail: nicolas.martin@astro.unistra.fr

the accretions may yet be detectable as dissolving overdensities in position and velocity space.

The revolution brought about by the deep astrometric (and photometric) survey of the *Gaia* satellite is truly staggering. With each new data release, the MW's phase space is revealed in a wealth of ever more complex and intricate detail (e.g. Antoja et al. 2018; Haywood et al. 2018; Helmi et al. 2018; Malhan, Ibata & Martin 2018; Myeong et al. 2018, 2019; Ibata, Malhan & Martin 2019; Belokurov et al. 2020; Yuan et al. 2020a, b). Our view of the stellar halo, in particular, is being completely transformed and revealed to be, at least in part, a nest of stellar streams of all shapes and forms, at all distances, and over the whole sky (Ibata et al. 2021).

Prior to the advent of *Gaia*, most Galactic Archeology studies relied on the chemical make-up of stars, as the composition of their atmospheres is generally conserved during stellar evolution (e.g. Freeman & Bland-Hawthorn 2002; Venn et al. 2004; Hogg et al. 2016; Martell et al. 2017; Fernández-Alvar et al. 2019; Recio-Blanco et al. 2021; Li et al. 2022). Combining the power of dynamics with the discriminatory power of chemistry promises to be very powerful, and is indeed the main scientific motivation behind the planned Galactic Archeology halo projects of the future multi-object spectrographs WEAVE and 4MOST (Dalton et al. 2018; Christlieb et al. 2019; Helmi et al. 2019). These surveys build on very successful past and current surveys that slowly help build a chemodynamical portrait of the MW (e.g. SEGUE, Yanny et al. 2009; APOGEE, Majewski et al. 2017; GALAH, Martell et al. 2017; RAVE, Steinmetz et al. 2006). Nevertheless, while these surveys will provide very precise chemical abundances, the targeted nature of the spectroscopic observations means that they will provide this information only for a small fraction of stars in the Galactic halo. There is therefore huge scope for major contributions to the field from photometric metallicity surveys, which can in principle provide a metallicity estimate for all stars in *Gaia*, and many more fainter counterparts as well. The key requirement is that the photometric metallicities need to be accurate enough, especially in the low metallicity regime of the halo. Numerous efforts have been undertaken to ensure a good photometric metallicity mapping of the MW's sky (e.g. Ivezić et al. 2008; Ibata et al. 2017; Thomas et al. 2019; An & Beers 2021). More recently, the observation of narrow-band photometry focused on metallicity-sensitive lines over very large swaths of the sky by the SkyMapper (Onken et al. 2019; Chiti et al. 2021) and *Pristine* (Starkenburg et al. 2017) surveys are revealing more and more of the metallicity portrait of our Galaxy on a global scale (e.g. Youakim et al. 2020).

On a smaller scale, the dozens of cold stellar structures found in the MW halo are particularly powerful tools for Galactic Archeology because they reveal (some of) the past accretions that made up our Galaxy (e.g. Bonaca et al. 2021); their track on the sky is a sensitive probe of the Galactic potential (e.g. Johnston, Sigurdsson & Hernquist 1999); and because the streams themselves may take billions of years to form, they place constraints on how much the potential may have changed since their formation (e.g. Erkal et al. 2019). While stellar streams are thus very useful, they can be challenging to detect because of their exceedingly low surface brightness. It was for this reason that Malhan et al. (2018) developed the STREAMFINDER algorithm to make use of the astrometric and photometric information expected from the *Gaia* Data Release 2 (DR2) data. For any star in a *Gaia* data release, STREAMFINDER determines the significance of that star being part of a stream, i.e. of a group of stars along a specific orbit (Ibata et al. 2019). While computationally very intensive, this technique has proven incredibly powerful to isolate unambiguous stellar streams and stellar-stream candidates (Ibata et al. 2021).

One of the outcomes of STREAMFINDER is the expected radial velocity of the stream stars. These can therefore be used as predictions to confirm (or not) that a stream is real when these are confronted against measured radial velocities (Malhan et al. 2018). That has been shown to be a very successful approach and the exploration of data from publicly accessible spectroscopic surveys as well as specific spectroscopic follow-up programs (Ibata et al. 2021) have confirmed many of the STREAMFINDER streams. But this is a cumbersome approach and requires either luck for stream stars to be already observed in surveys or an extensive follow-up program. As such, only 11.5 per cent of STREAMFINDER stars selected from *Gaia* DR2 have a spectroscopic observation (Ibata et al. 2021). In addition, the spectroscopic sampling is often very low, with only a handful of stars observed at high signal-to-noise, thereby limiting the constraints on the global properties of a stream and, particularly, on its metallicity or metallicity dispersion.

Here, we present a new approach, based on the photometric metallicity survey *Pristine* (Starkenburg et al. 2017), to both confirm the validity of a stream and derive its metallicity without spectroscopic follow-up. For any stream, the expectation of a coherent metallicity signal in the *Pristine* survey can be used to confirm that STREAMFINDER did not simply group random MW stars that happen to have apparently similar motion. This is especially efficient for very low metallicity streams ($[Fe/H] \lesssim -1.8$) since these stars are rare in the MW and, if STREAMFINDER strings together many such low metallicity stars, it is very unlikely to be the product of contamination (Ibata et al. 2021). *Pristine* can further be used to effectively clean that stream of stars with clearly conflicting metallicities, such as foreground disc stars with solar-like metallicities in front of a very metal-poor stream, for a more efficient spectroscopic follow-up.

The paper is structured as follows: in Section 2, we present the two data sets we combine in this paper, from STREAMFINDER and *Pristine*; Section 3 provides a detailed description of the 26 streams in common between the two data sets; and we discuss our results in a global context and conclude in Section 4.

2 DATA

2.1 The STREAMFINDER catalogue

We refer the reader to the papers describing the STREAMFINDER algorithm (Malhan et al. 2018), its application to the *Gaia* DR2 data (Ibata et al. 2019), and to the *Gaia* Early Data Release 3 (EDR3) data (Ibata et al. 2021) for a detailed description of the process followed by STREAMFINDER to find stars that are part of stellar streams at high significance. As a quick summary, for any star in a *Gaia* DR, STREAMFINDER tests a large set of orbits, assuming radial velocity values and other orbital properties consistent with the observed properties of the star (proper motion, parallax, and photometry). The algorithm then calculates the likelihood that this star is part of a localized stellar stream in addition to the expected field contamination, given all neighbouring stars in a region of $\sim 10^\circ$. Since the distance to the star is often poorly known and its radial velocities very rarely known, this usually means testing dozens of potential orbits for every star in *Gaia*, and calculating a very complex likelihood function for each of these orbits.

The complexity of STREAMFINDER means that it becomes exceedingly costly to run it close to the MW plane because of the increasing stellar density. This process has nevertheless been extremely successful in uncovering previously unknown streams for

$|b| > 10^\circ$. Moreover, relying on a well-defined algorithm means that the search is as objective as possible. It will also eventually allow, beyond a simple tally of stellar streams, for a determination of the detection limits of stellar streams in the MW halo.

The version of the STREAMFINDER catalogue that this paper is based on was produced by the application of the algorithm to the recently released *Gaia* EDR3 data and is presented in Ibata et al. (2021). A likelihood value is calculated for every star processed by the algorithm and for a series of stellar population templates with varying metallicity and distance. Here, we consider only the template that maximizes the likelihood of a given star to be part of a stream and we purposefully restrict ourselves only to those stars that are most significantly found to be part of a stream. Following Ibata et al. (2021), we rely mainly on candidate stream-star detections at more than 10σ , i.e. with $\ln(\mathcal{L}) > 52.3$, where \mathcal{L} is the likelihood of a star to be part of a stellar stream according to STREAMFINDER. Those stars are the ones displayed in the maps of figs 10 and 12 of Ibata et al. (2021). So far, all thin structures found by STREAMFINDER with at least a handful of stars with an individual significance higher than 10σ have been confirmed to be genuine through follow-up spectroscopic observations (Ibata et al. 2021). When the (candidate) streams are poorly sampled or only partly overlap with *Pristine*, we also increase the size of this sample with slightly lower significance detections and retain stars detected at more than 8σ instead ($\ln(\mathcal{L}) > 34.1$). These lower significance stars are represented with smaller symbols in all figures. When included, these stars are not treated differently from the more significant stars in the samples. The analysis presented below confirms that including these stars does not significantly increase the contamination but can be essential to properly characterize some low-density structures.

We note that cluttering stars that belong to the very prominent Sagittarius stream are removed from this sample since we focus on thin structures with this particular application of STREAMFINDER. Following Ibata et al. (2021), we also do not consider stars with a total proper motion $< 1 \text{ mas yr}^{-1}$. This region of the proper motion space is particularly confused and difficult to disentangle.

2.2 The *Pristine* data

The *Pristine* survey (Starkenburg et al. 2017) is a narrow-band photometric survey that observes a significant fraction of the northern sky of the MW halo with the MegaCam imager (Boulade et al. 2003) on the Canada–France–Hawaii Telescope with its CaHK filter. Focusing on the Calcium H&K lines, this narrow-band photometry is combined with broad-band photometry provided by the SDSS (Blanton et al. 2017) to infer the photometric metallicity $[\text{Fe}/\text{H}]_{\text{pr}}$ of any observed star. The survey is tailored to the depth of the *Gaia* data ($G \simeq 20.5$) and has been shown to be significantly more efficient than broad-band photometry to derive the metallicity of stars in the metal-poor regime, especially below $[\text{Fe}/\text{H}] \lesssim -1.5$ (Starkenburg et al. 2017). The survey is particularly efficient at finding extremely metal-poor (EMP) star candidates ($[\text{Fe}/\text{H}] < -3.0$; Youakim et al. 2017; Aguado et al. 2019; Venn et al. 2020).

For this analysis, we use the *Pristine* internal Data Release 2, whose metallicity model is summarized by Fernández-Alvar et al. (2021, their section 2.2). Compared to the version of the *Pristine* survey presented by Starkenburg et al. (2017), the version used here has a significantly larger footprint. But the processing of the *Pristine* data, the calibration of the *CaHK* magnitudes, and the model to go from $(\text{CaHK}, g, i)_0$ to $[\text{Fe}/\text{H}]_{\text{pr}}$ are all very similar to those described in that paper.

In the analysis below, we rely on the *Pristine* photometric metallicities, $[\text{Fe}/\text{H}]_{\text{pr}}$, inferred using the SDSS $(g - i)_0$ colour as a proxy for temperature and the $\text{CaHK}_0 - g_0 - 1.5(g - i)_0$ colour as an estimate of the amount of absorption exhibited by a star in the region of the metallicity-sensitive Ca H&K lines. The location of stars in this ‘Pristine colour–colour space,’ generated by these two quantities, is a direct test of the clumping of stars in metallicity, even without any consideration for the inferred $[\text{Fe}/\text{H}]_{\text{pr}}$ and are provided below for all the streams considered in this paper. We refrain at this stage from replacing the SDSS g and i broad-band magnitudes by the *Gaia* magnitudes as the width of the *Gaia* filters makes them at the same time less sensitive to temperature and very sensitive to the extinction correction, requiring more assumptions. The publication of reliable individual stellar parameters in *Gaia*’s full Data Release 3 (Andrae et al. 2018) should eventually circumvent this issue. We note that, in this version of the *Pristine* catalogue, we have put a particular focus on removing as many sources of contamination as possible in order to limit the number of spurious EMP stars in the sample (Fernández-Alvar et al. 2021). The updated model that converts broad-band and *CaHK* magnitudes into $[\text{Fe}/\text{H}]_{\text{pr}}$ now provides generic metallicities as well as specific metallicities under the assumption that the star is a dwarf or a giant. In the case of the stellar streams studied here, it is easy to determine a rough location for the main-sequence turnoff of the structures and we therefore use the relevant dwarf or giant metallicities.

It is worth noting that *CaHK* magnitude uncertainties are difficult to map into uncertainties in $[\text{Fe}/\text{H}]_{\text{pr}}$ because of the non-linear transformations required to translate $(\text{CaHK}, g, i)_0$ into a metallicity. As a consequence, the uncertainties are often non-Gaussian. The metallicity uncertainties we present throughout this paper are therefore obtained through a Monte Carlo scheme by drawing from the uncertainties on the magnitudes $(\delta\text{CaHK}, \delta g, \delta i)$ and reporting the central 68 per cent confidence interval. Building on the comparison of *Pristine* metallicities with external spectroscopic catalogues performed by Starkenburg et al. (2017), we add an uncertainty of 0.25 dex in quadrature to the formal *Pristine*, internal uncertainties on $[\text{Fe}/\text{H}]_{\text{pr}}$.

After more than 5 yr of data gathering at CFHT, the *Pristine* survey has accumulated the equivalent of more than 700 h of MegaCam observations and now covers $> 5000 \text{ deg}^2$. Most of these observations were conducted as part of a bad-weather, filler program. While this has little impact on our inference of photometric metallicities over the *Gaia* magnitude range, it does mean that our footprint is rather patchy (see the grey area in the top panel of Fig. 1). So far, the survey has been purposefully focused on the Galactic caps to maximize follow-up observations of EMP star candidates with the WEAVE spectroscopic survey. The targeted extension of *Pristine* that focuses on the inner galaxy, the *Pristine* Inner Galaxy Survey or PIGS (Arentsen et al. 2020), is not considered in this paper as the STREAMFINDER catalogue only includes regions with $|b| > 20^\circ$.

2.3 The STREAMFINDER + *Pristine* sample

The cross-match of the STREAMFINDER list of stars significantly in a stream and the *Pristine* survey is shown in Fig. 1, projected on Galactic coordinates. As mentioned by Ibata et al. (2021), STREAMFINDER does not, for computational reasons, currently keep the information of which other stars specifically contributed to increase the likelihood of a studied star. In other words, the algorithm only provides a list of stars that are likely to be part of streams, but not which star is part of which stream. This can easily be circumvented at the post-processing stage by manually extracting the different star associations using their location on

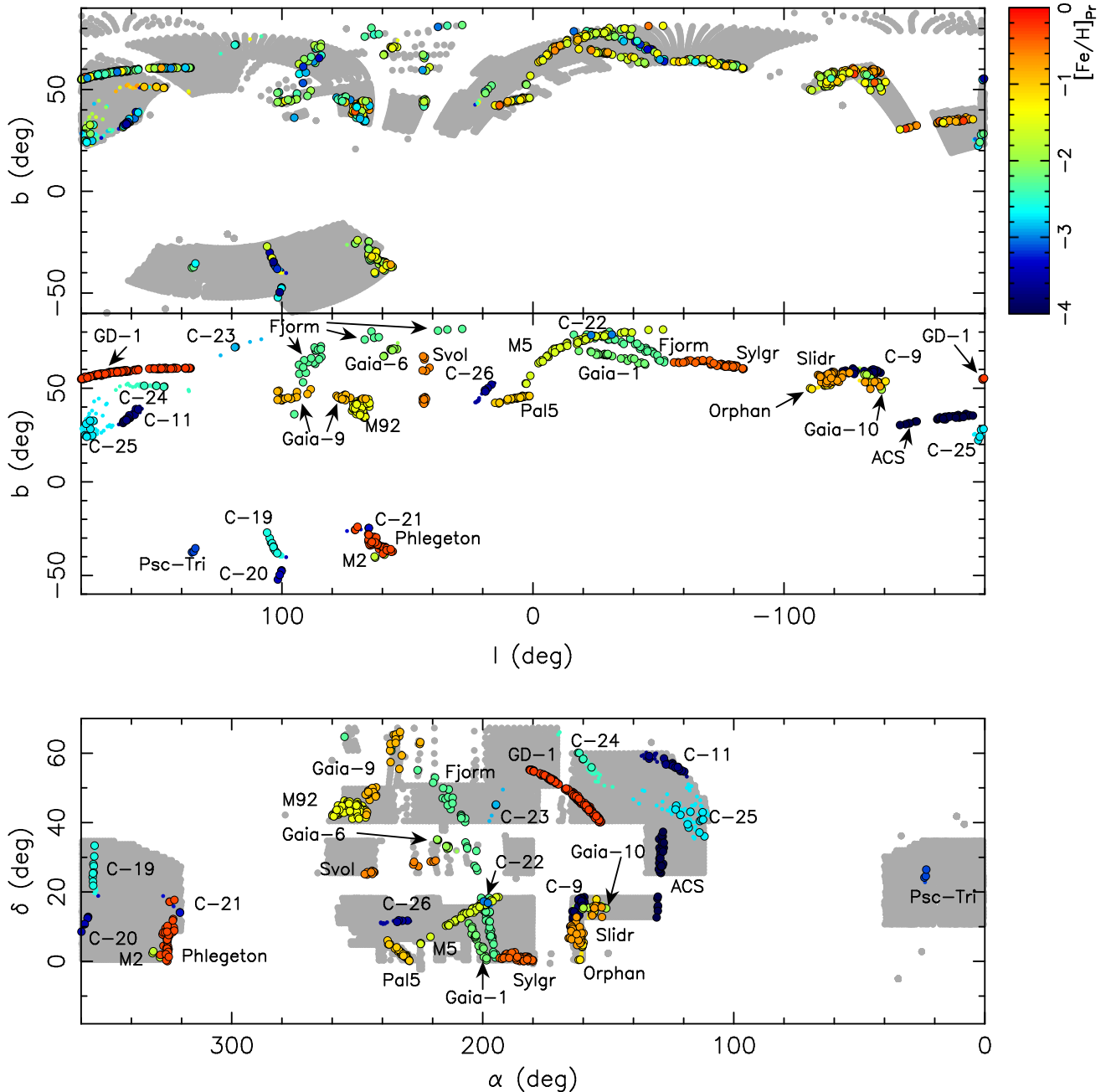


Figure 1. *Top panel:* Galactic coordinate map of stars in common between the sample of STREAMFINDER stars significantly detected to be part of a stellar stream and the *Pristine* survey. Large coloured symbols correspond to stars from our sample of very high STREAMFINDER significance ($>10\sigma$) while small symbols correspond to slightly lower significance detections ($>8\sigma$) that help us populate sparse streams at the cost of a little more contamination. All stars are colour coded by the *Pristine* metallicity of the star ($[\text{Fe}/\text{H}]_{\text{Pr}}$), as shown in the colour bar on the right-hand side of the panel. The *Pristine* footprint is represented by the complex grey area, with each large dot corresponding to the central pointing of a MegaCam field. *Middle panel:* The same stream stars colour coded by their membership to the 26 streams discussed in this paper. *Bottom panel:* The same as the middle panel, but in equatorial coordinates.

the sky and their proper motions. At this stage, we do not yet use the *Pristine* photometric metallicities for the selection. One of our goals here is to confirm the veracity of these streams from the metallicity distributions, so using the metallicity information in this step would be detrimental to the whole analysis.¹ While it may

¹Eventually, it would be ideal to include the photometric metallicities directly into the calculation of the STREAMFINDER likelihoods. The algorithm would then straightforwardly upweight or downweight the likelihood of a star to be part of a stream based on whether or not nearby stars with similar proper

be considered sub-optimal to manually isolate candidate members from the various streams instead of relying on an algorithm, the vastness of phase-space actually makes this process very straight-

motions, parallaxes, and the appropriate CMD distribution also display similar *Pristine* metallicities. However, our empirical modelling of the contamination from the data themselves means that sharp features in any dimension used is very difficult to handle. The patchy *Pristine* footprint is therefore the current limiting factor but, with the ever increasing *Pristine* coverage, there is hope that this can be achieved in the future.

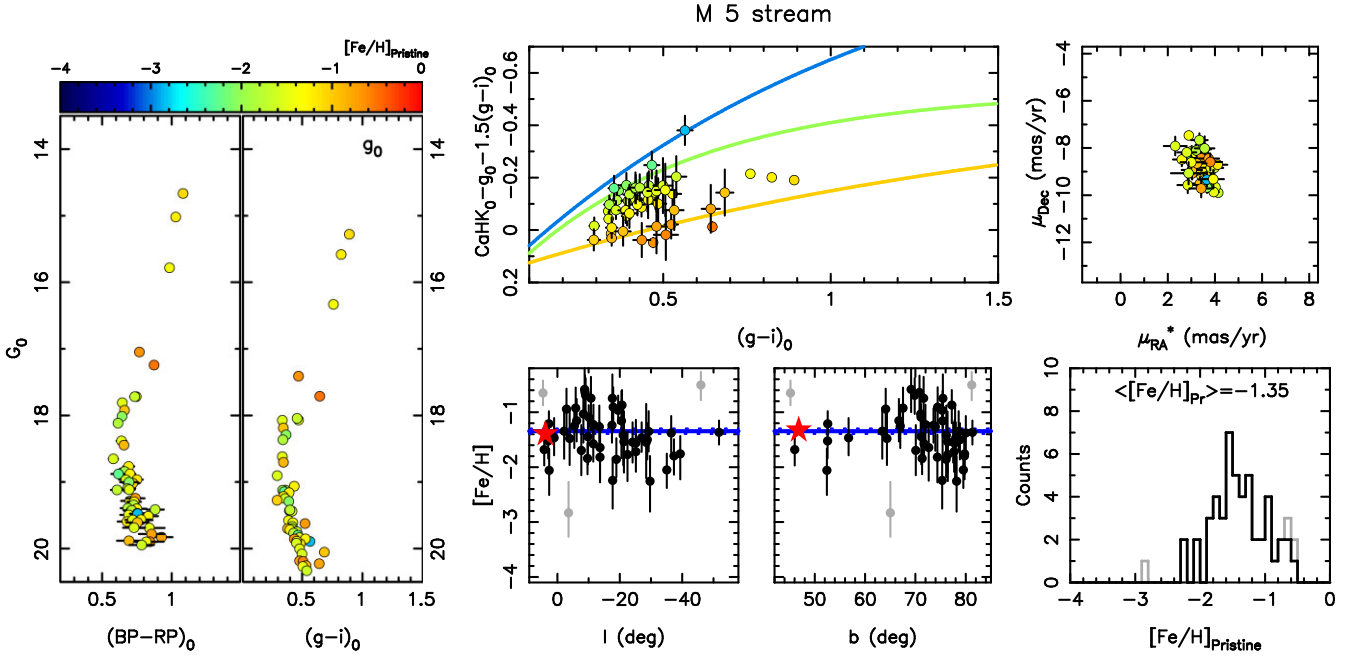


Figure 2. *STREAMFINDER* + *Pristine* diagnostics for the M 5 stream. *Left*: CMD of the stars in the sample in *Gaia* and the SDSS photometries. Colours in this panel and others represent the *Pristine* metallicity of a star, $[\text{Fe}/\text{H}]_{\text{Pr}}$, as represented on the colour bar above this panel. *Top-middle*: Distribution of the stream stars in the *Pristine* colour–colour space. The coloured lines correspond to iso-metallicity values of $[\text{Fe}/\text{H}]_{\text{Pr}} = -1.0$ (orange), -2.0 (light green), and -3.0 (blue). *Top-right*: Distribution of stream stars in the *Gaia* proper motion space μ_{α}^* [i.e. $\mu_{\alpha} \cos(\delta)$] and μ_{δ} . *Bottom-middle*: Metallicity of stream stars along the stream. The red star corresponds to the location and metallicity of the progenitor GC when known. The blue line is the mean metallicity of the stream stars as calculated through our 2.5σ -clipping procedure and the dotted blue lines correspond to the uncertainty on this value. In these panels, the grey points were rejected by the clipping procedure and not taken into account to calculate the mean. *Bottom-right*: MDF of high-likelihood stream stars in the sample. The grey histogram corresponds to the full sample while the black distribution includes only stars retained after the 2.5σ -clipping procedure. The weighted mean metallicity, calculated through a 2.5σ -clipping procedure is also reported at the top of the panel.

forward as it is extremely rare for two streams to cross in six dimensions.

In total, 1083 stars can be linked to a structure, including six new candidate streams described later in this paper (C-21, C-22, C-23, C-24, C-25, and C-26). All of these structures are shown and labelled in the bottom panel of Fig. 1, in which stars of a given stream are all displayed with the same colour. Some of the streams are cut off by the edges of the complex *Pristine* footprint but that is of little consequence for their metallicity characterization, as we will see below. Stars that could not be associated with a specific structure are mainly located at the edge of the MW disc and are likely part of the complex stellar structures that are known to exist in this region (e.g. Slater et al. 2014).

3 THE STREAMS

In this section, we show the properties of the 26 streams or candidate streams found in the joint *STREAMFINDER* + *Pristine* catalogue. Diagnostic plots are shown in Figs 2 to 27 and include, for each stream: the *Gaia* and SDSS colour–magnitude diagram (CMD) of a given stream’s stars (left), their distribution in the *Pristine* colour–colour space (top-middle), the location of those stars in the right ascension and declination proper motion plane (top-right), the distribution of metallicities along the stream in the Galactic longitude and latitude directions (the two bottom-middle panels), and their metallicity distribution function (MDF; bottom-right). In these figures, large and small symbols correspond to stars detected by *STREAMFINDER* as belonging to a stream with a significance above 10σ and 8σ , respectively. For all streams, we determine their

mean metallicities, $\langle[\text{Fe}/\text{H}]_{\text{Pr}}\rangle$, weighted by the individual $[\text{Fe}/\text{H}]_{\text{Pr}}$ uncertainties of members, through an iterative 2.5σ -clipping procedure. For this σ -clipping procedure, we use the individual metallicity uncertainties as ‘ σ ’ as these are usually larger than the dispersion of the metallicity distribution. This more conservative approach is found to mainly remove clear outliers while using the dispersion of the MDF further truncates the wings of the (non-Gaussian) distributions. The resulting values are summarized in Table 1. The table also lists the mean orbital poles of the resulting sample of stars for each structure.

In the following, we first discuss our conclusions for known GC streams, whose progenitors have well-studied metallicities in the literature. These serve as a confirmation that the joint analysis of the *STREAMFINDER* and *Pristine* yields reliable results. We then present our results for other known streams, candidate streams from Ibata et al. (2021) that we confirm here, and detections of new candidate stellar streams that were not reported previously.

3.1 Globular cluster streams

The comparison of the mean *Pristine* photometric metallicities of the three following GC streams for which the GCs have well-measured spectroscopic metallicities shows that the *Pristine* metallicities are reliable and that they can be used to infer the mean metallicity of a stellar stream within ~ 0.25 dex for metal-poor to very metal-poor structures. This is not surprising (Starkenburger et al. 2017) but is reassuring and gives us confidence that our procedure to derive the mean metallicity of *STREAMFINDER* structures is adequate.

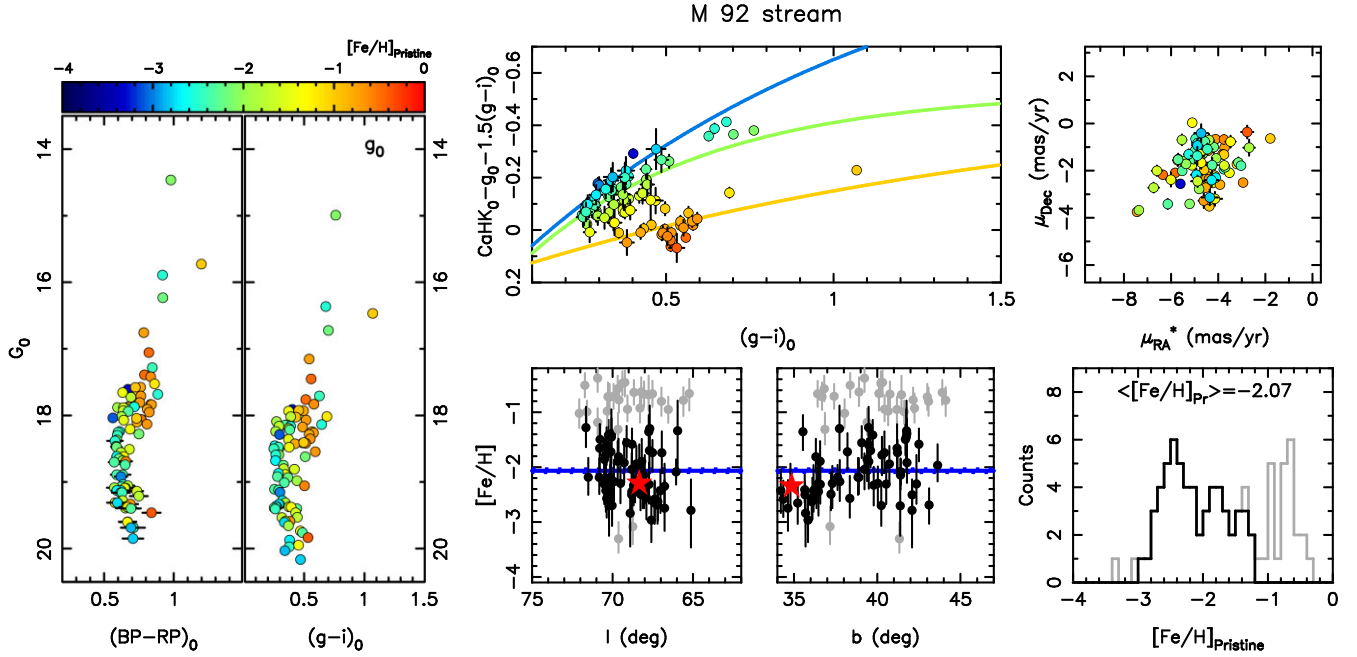


Figure 3. Same as Fig. 2 but for the M 92 stream.

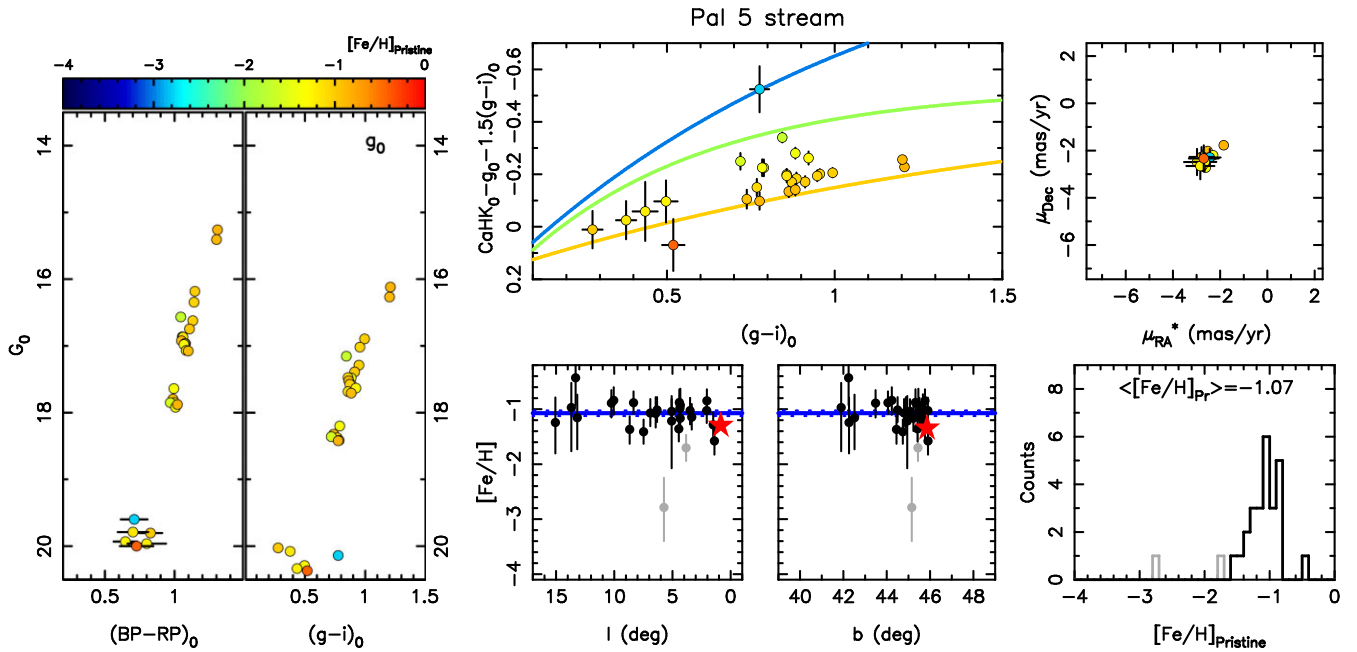


Figure 4. Same as Fig. 2 but for the Pal 5 stream.

3.1.1 The M 5 stream

Grillmair (2019) reported the stream produced by the tidal disruption of the M 5 globular cluster, which was clearly mapped by STREAMFINDER (Ibata et al. 2021) as a long thin stream that extends to the Galactic north of M 5. Even though the cluster itself is not within the *Pristine* footprint, most of the stream is located over a large contiguous block of the survey and we isolate 51 members in common between the 10σ STREAMFINDER detections and *Pristine*. The properties of these stars are shown in Fig. 2 and display a very clumped metallicity distribution, from which we calculate a mean metallicity $\langle [Fe/H]_{pr} \rangle = -1.35 \pm 0.05$. This metallicity is

in excellent agreement with the mean metallicity of the cluster, measured to be $[Fe/H] = -1.33 \pm 0.02$ (Carretta et al. 2009).

3.1.2 The M 92 stream

The stream of the cluster M 92 was independently reported by Sollima (2020, based on *Gaia* DR2 data) and Thomas et al. (2020), who revealed a longer extent of the stream thanks to the addition of the Canada-France-Imaging Survey *u* band (Ibata et al. 2017) and Pan-STARRS1 3pi broad-band data. STREAMFINDER easily extracts M 92 stream members from *Gaia* EDR3, despite the cluster

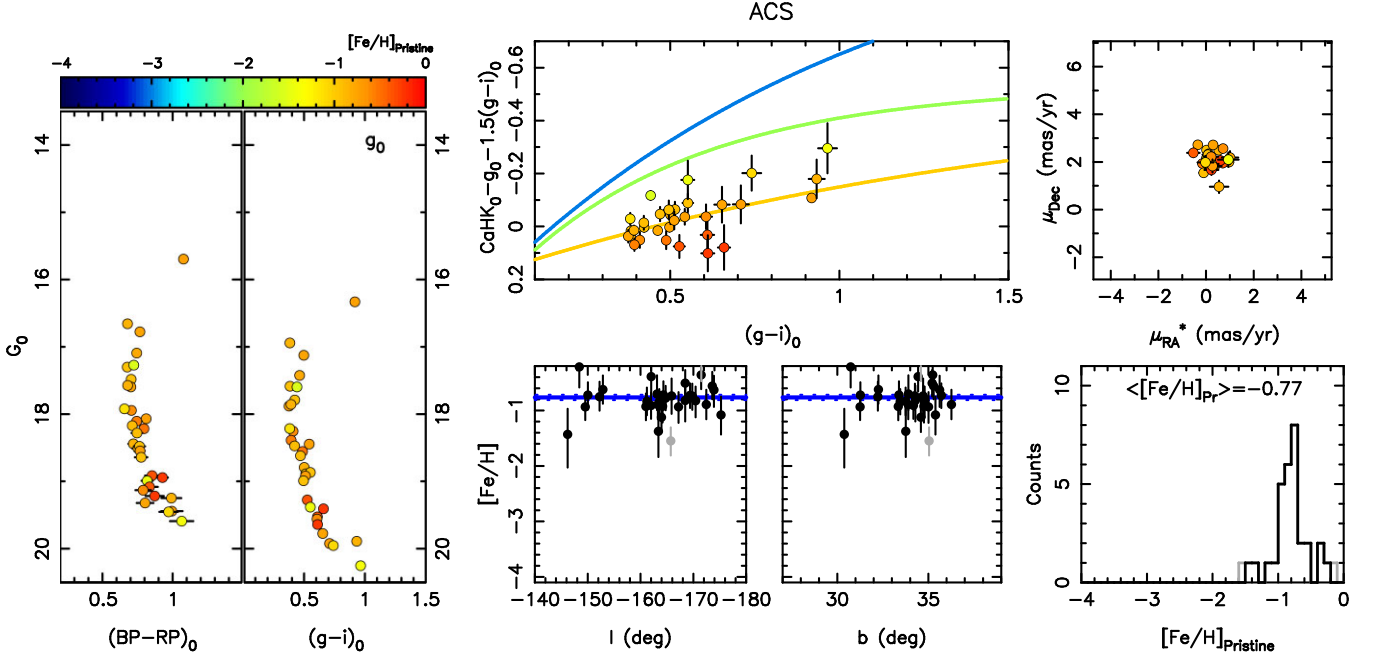


Figure 5. Same as Fig. 2 but for the Anti-Center Stream.

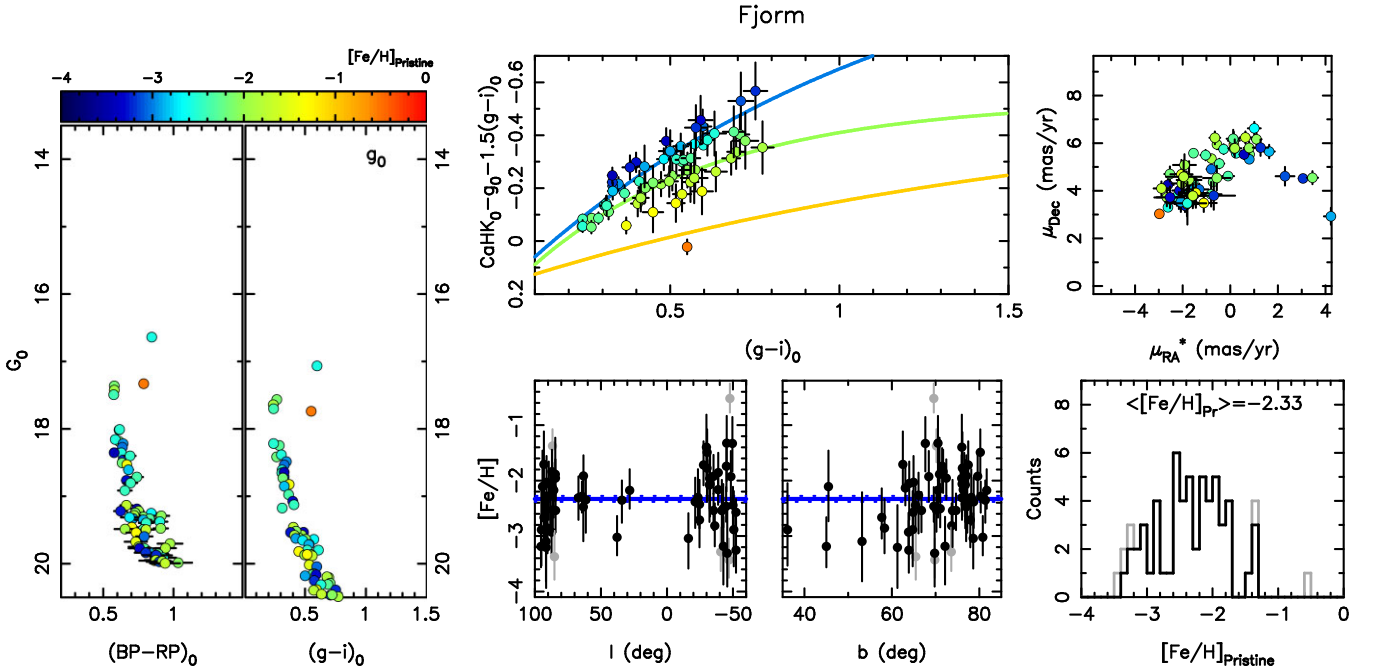


Figure 6. Same as Fig. 2 but for the Fjorm stream.

being near apocenter and therefore producing a scattered stream. This cluster is known to be one of the most metal-poor in the MW, with $[Fe/H] = -2.35 \pm 0.05$ (Carretta et al. 2009), and this is indeed what we find for most STREAMFINDER-selected stars that fall in the *Pristine* footprint² (Fig. 3, $\langle [Fe/H]_{Pr} \rangle = -2.07 \pm 0.04$). We note,

²We remove all stars within 0.8° of the centre of M 92 so we are not biased by stars in the clear outskirts of the cluster and properly track the properties of the stream itself.

however, that the metallicity we derive, while similar, is significantly more metal-rich than the literature value. We suspect that this is because STREAMFINDER picks up a large number of significantly more metal-rich field stars that, while they separate themselves distinctly in the *Pristine* colour-colour space (top-middle panel of the figure), drive the average metallicity upwards. The presence of these contaminants is likely due to the scattered energies of the orbits near apocenter and to a higher foreground density than for most of the other streams (M 92 being at quite low latitude) but, thanks to the *Pristine* metallicities, these contaminating stars can be easily tagged.

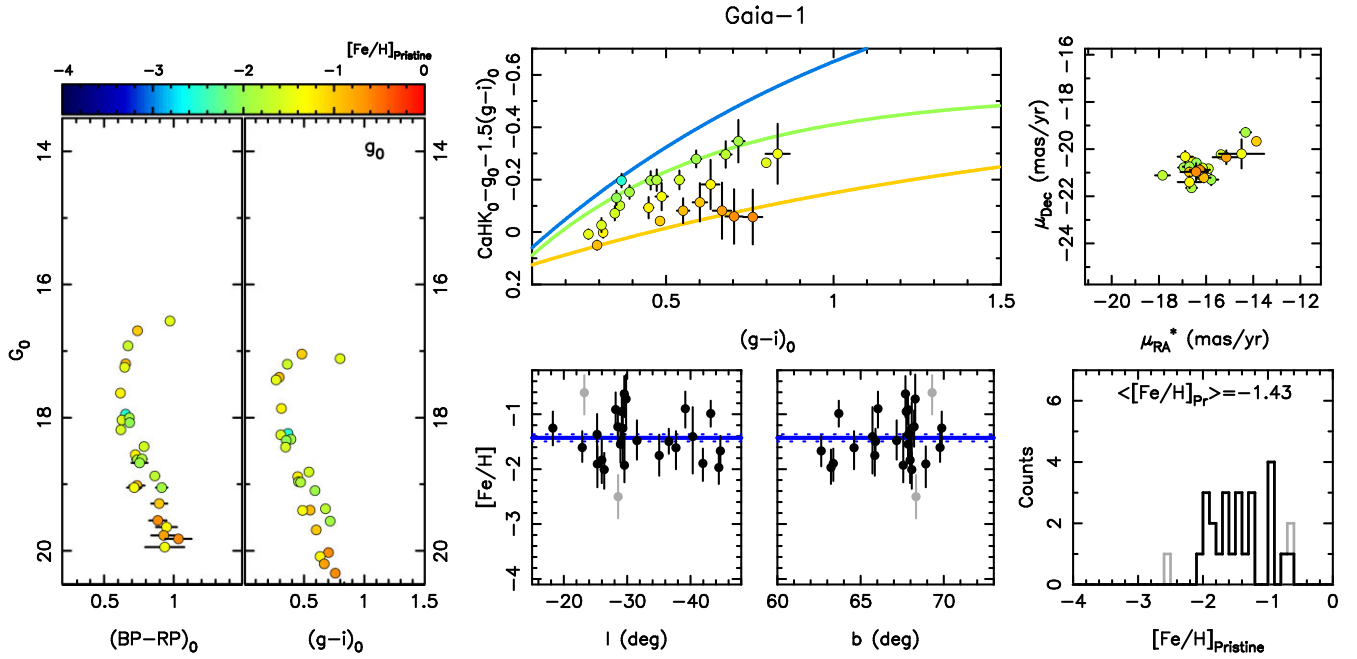
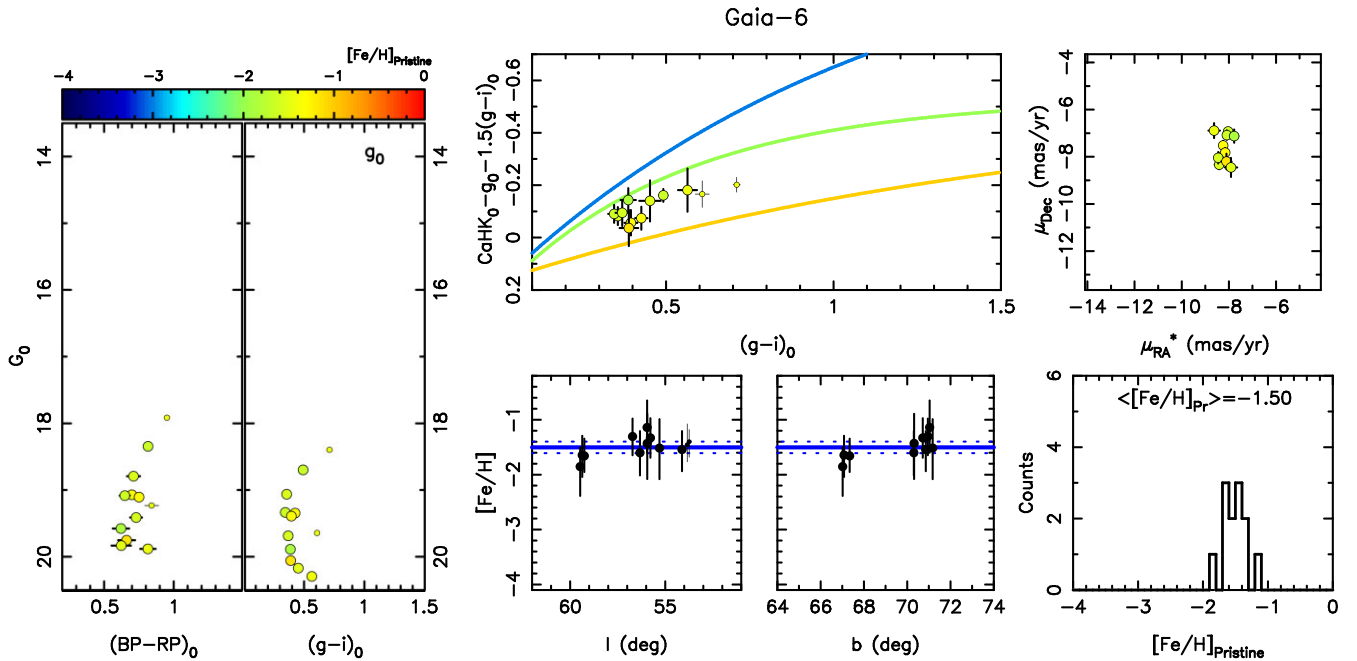


Figure 7. Same as Fig. 2 but for the Gaia-1 stream.

Figure 8. Same as Fig. 2 but for the Gaia-6 stream. Small symbols correspond to stars with a STREAMFINDER significance between 8σ and 10σ .

3.1.3 The Pal 5 stream

The stream of stars that are currently escaping the Pal 5 GC is the prototypical examples of GC streams in the MW halo since it was discovered by Odenkirchen et al. (2001), before extensive study in the literature (e.g. Rockosi et al. 2002; Carlberg, Grillmair & Hetherington 2012; Ibata, Lewis & Martin 2016; Thomas et al. 2016; Bonaca et al. 2020a). Not surprisingly, the stream is detected with very high confidence by STREAMFINDER, despite being beyond

the nominal 10kpc for which the *Gaia* EDR3 data is the most constraining (Ibata et al. 2021). The north (or Galactic west) tail of the stream is within the *Pristine* footprint and, from the stars in common, we measure $\langle[\text{Fe}/\text{H}]_{\text{Pr}}\rangle = -1.07 \pm 0.05$ (Fig. 4), in reasonable agreement with the spectroscopic metallicity of the cluster's stars ($[\text{Fe}/\text{H}] = -1.35 \pm 0.06$; Ishigaki et al. 2016), even though some other spectroscopic studies reach more metal-poor value ($[\text{Fe}/\text{H}] = -1.56 \pm 0.02$ (stat.) ± 0.06 (syst.); Koch & Côté 2017).

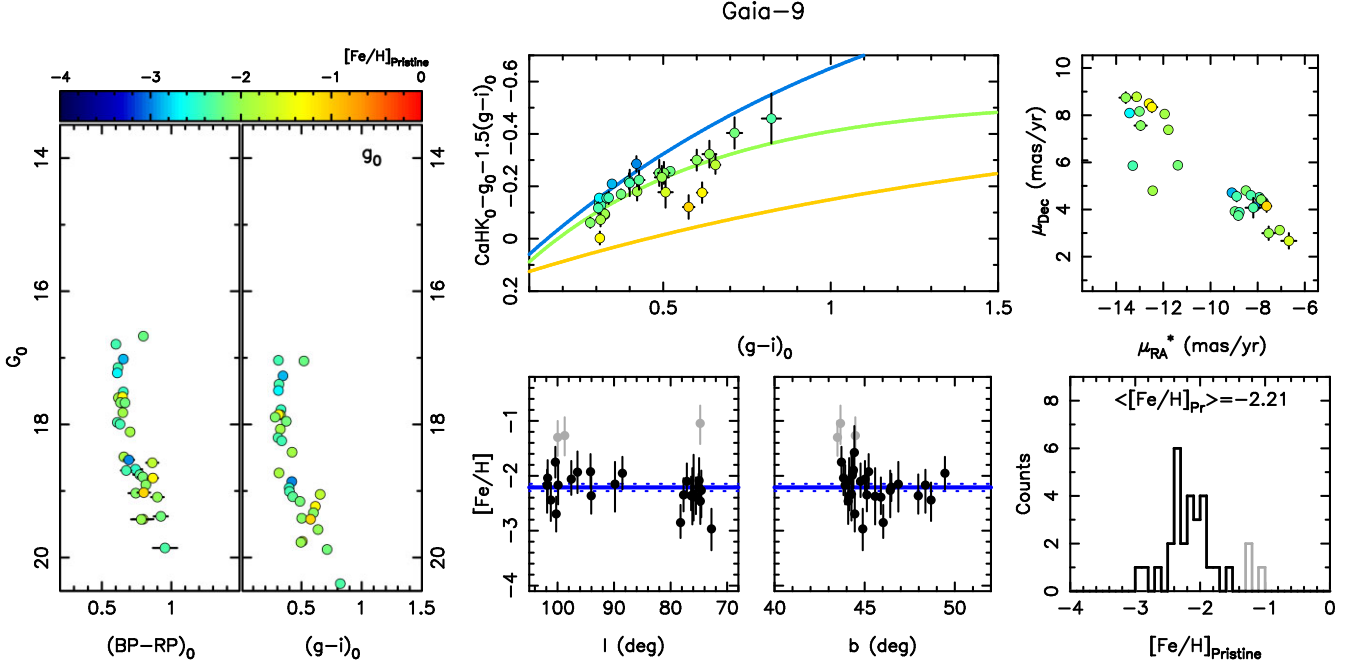


Figure 9. Same as Fig. 2 but for the Gaia-9 stream.

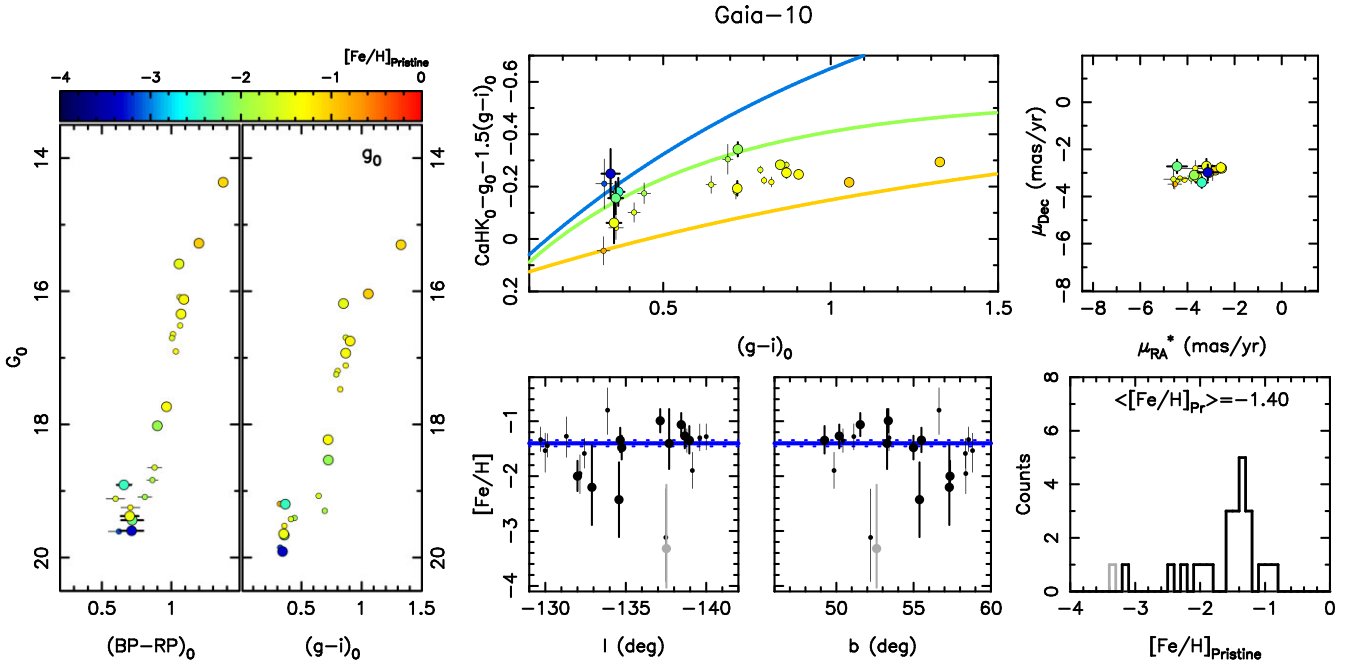


Figure 10. Same as Fig. 2 but for the Gaia-10/300S stream. Small symbols correspond to stars with a STREAMFINDER significance between 8σ and 10σ .

3.2 Known streams

3.2.1 The Anti-Center Stream

The Anti-Center Stream (or ACS) was first highlighted by Grillmair (2009) as part of the intricate suite of stellar structures just above the MW plane in the direction of the anticenter (e.g. Slater et al. 2014; Ramos et al. 2021). Laporte et al. (2020) argue that the ACS is in fact made of disc stars perturbed away from the Galactic plane by the interaction of the MW with a massive satellite. They measure a mean metallicity $\langle[\text{Fe}/\text{H}]\rangle = -0.73$ (and a spread $\sigma_{[\text{Fe}/\text{H}]} = 0.26$) based on

SEGUE metallicities. The analysis of the *Pristine* metallicities does show that this is one of the most metal-rich structures in the sample, with $\langle[\text{Fe}/\text{H}]_{\text{Pr}}\rangle = -0.77 \pm 0.05$ (Fig. 5), in perfect agreement with the spectroscopic measurement.

3.2.2 Fjörm

This stellar stream was discovered by the application of STREAMFINDER to the *Gaia* DR2 data (Ibata et al. 2019). It is a nearby, very long stream that passes near the north Galactic pole.

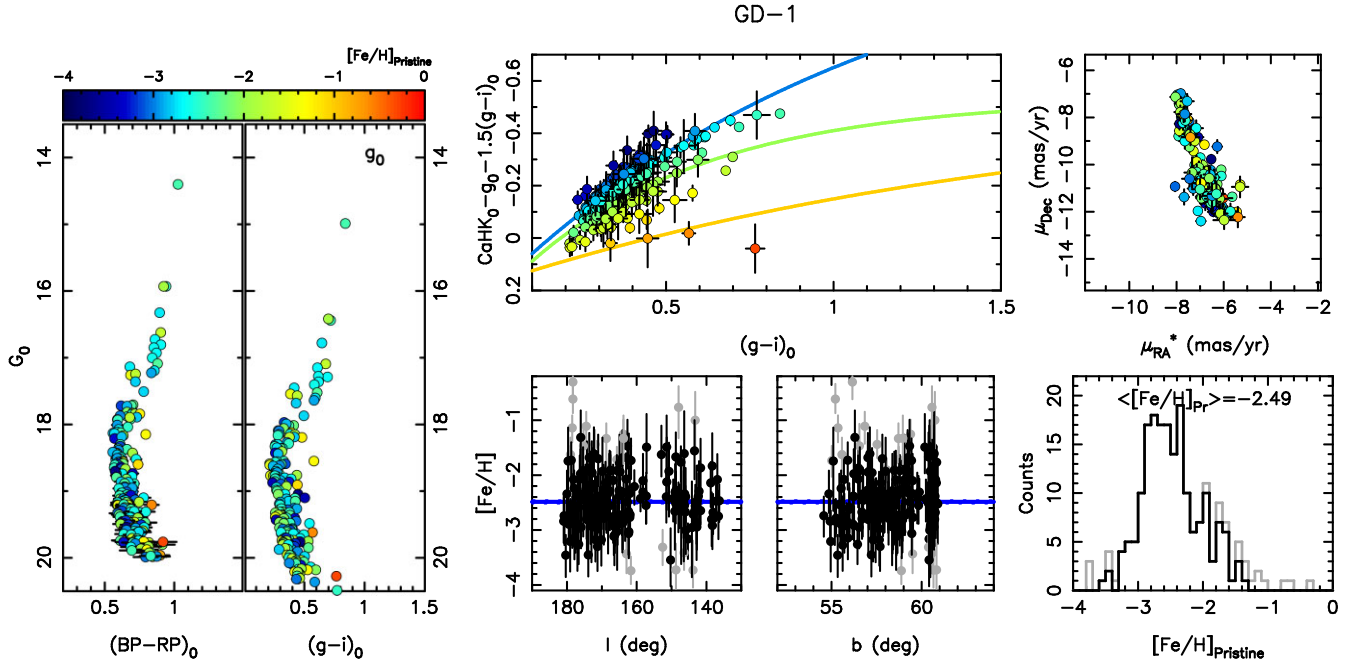


Figure 11. Same as Fig. 2 but for the GD-1 stream. In this case, only stars with $\ln(\mathcal{L}) > 500$ are kept in the sample to avoid significant contamination.

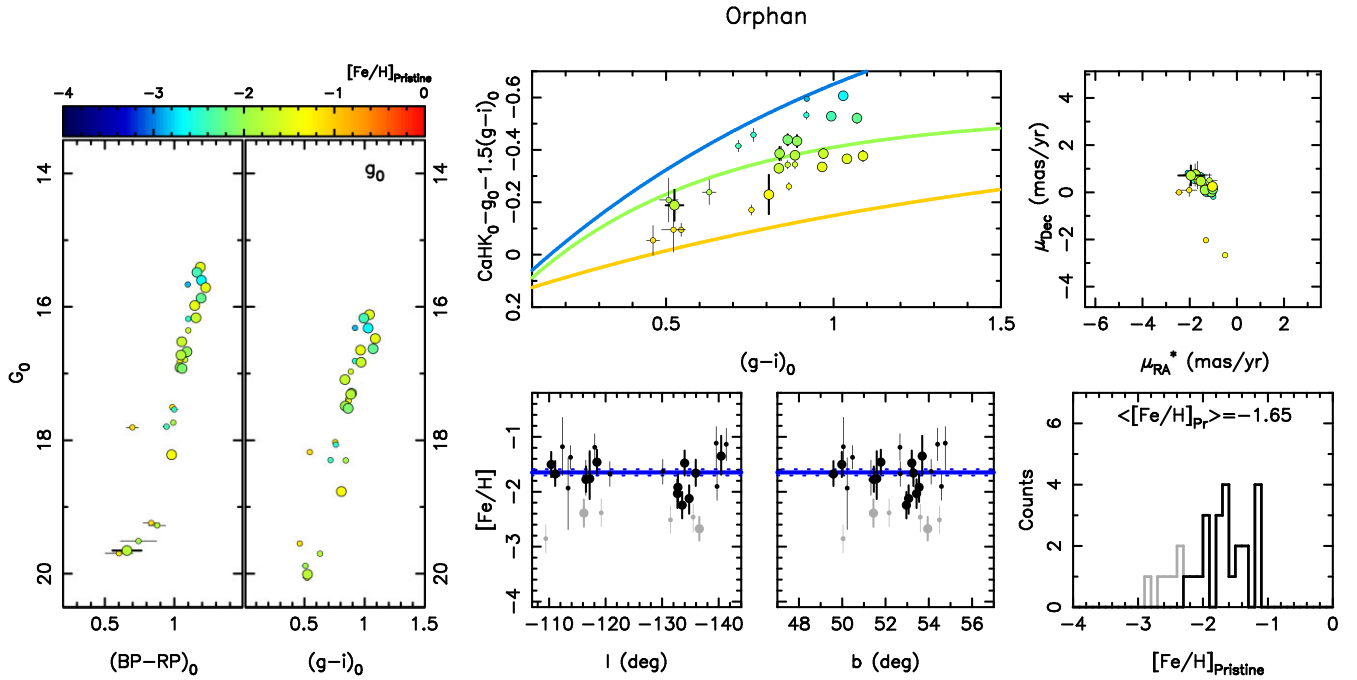


Figure 12. Same as Fig. 2 but for the Orphan stream. Small symbols correspond to stars with a STREAMFINDER significance between 8σ and 10σ .

A large fraction of the stream is within the *Pristine* footprint, with 62 stars in common with the golden sample of STREAMFINDER stars. Fig. 6 shows that Fjörm is, on average, very metal-poor ($\langle[\text{Fe}/\text{H}]_{\text{Pr}}\rangle = -2.33 \pm 0.05$), and that its stars nicely cluster along the $[\text{Fe}/\text{H}] = -2$ and -3 line in the *Pristine* colour-colour space. This is in good agreement with the spectroscopic metallicities of eight stream stars found by Ibata et al. (2019) in the SDSS or the LAMOST survey ($\langle[\text{Fe}/\text{H}]\rangle = -2.2$). Palau & Miralda-Escudé (2019) further suggests a connection between Fjörm and the GC

M 68. Its metallicity, $[\text{Fe}/\text{H}] = -2.27 \pm 0.04$ (Carretta et al. 2009), is certainly compatible with the metallicity of the stream.

The MDF of Fjörm appears significantly broader than that of most of the other structures in the sample, despite STREAMFINDER only picking up a single obvious, high-metallicity contaminant. While some of the metallicity uncertainties are large at the faint end, *Pristine* shows metallicities that range from $[\text{Fe}/\text{H}]_{\text{Pr}} \sim -1.5$ down to ~ -3.5 . This could be the sign that Fjörm is the left-over of a now defunct dwarf galaxy instead of a GC and shall be confirmed

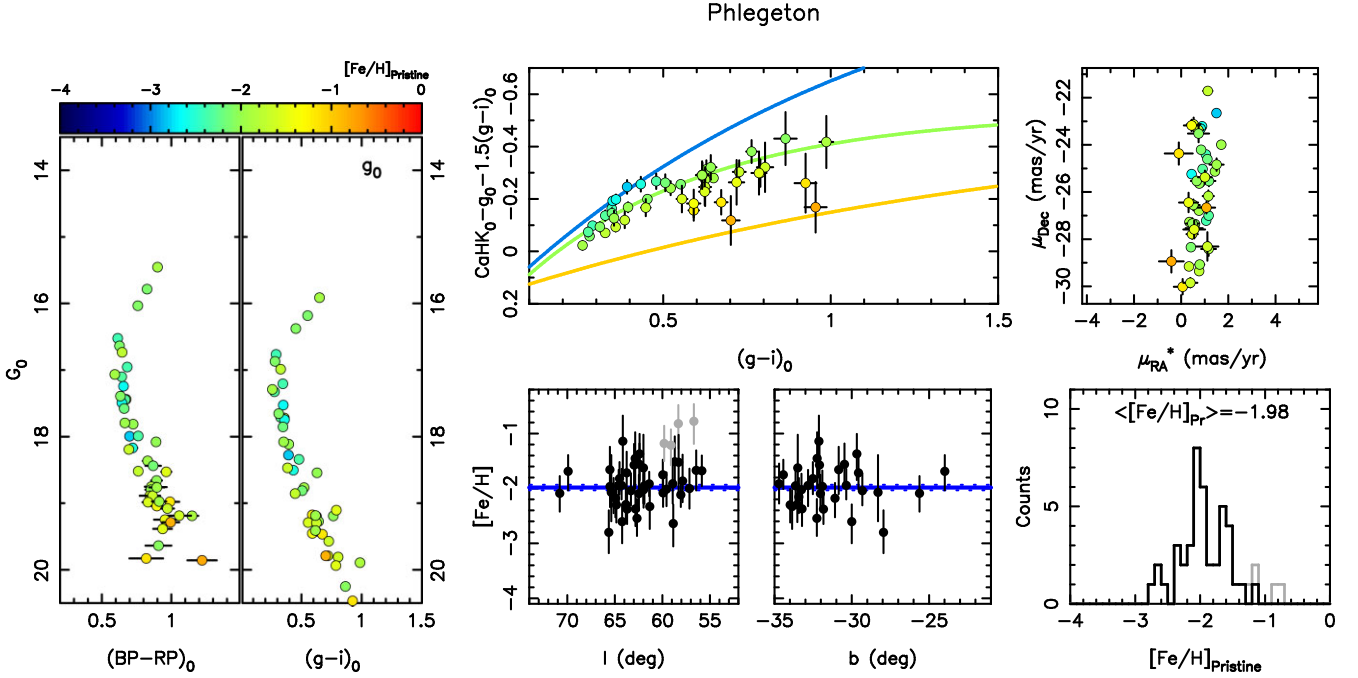


Figure 13. Same as Fig. 2 but for the Phlegeton stream.

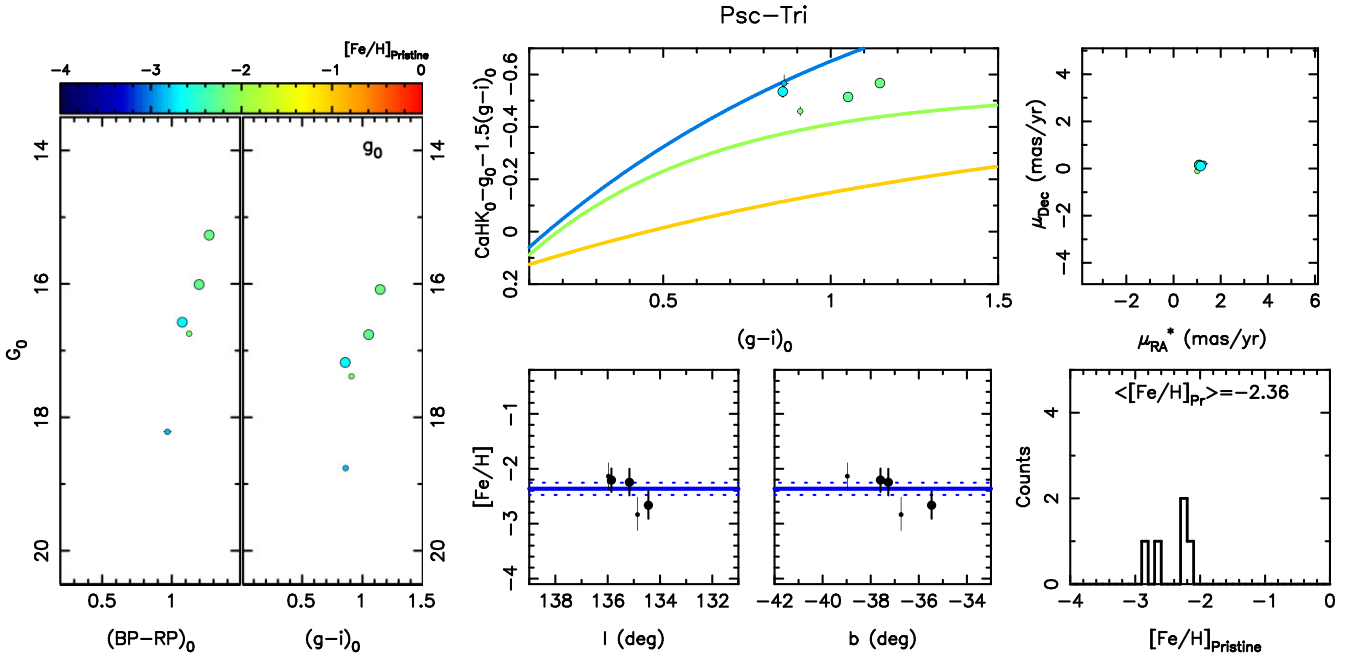


Figure 14. Same as Fig. 2 but for the Psc-Tri stream. Small symbols correspond to stars with a STREAMFINDER significance between 8σ and 10σ .

by future spectroscopic studies of the chemical abundances of these stars.

3.2.3 Gaia-1

Gaia-1 was revealed on the map generated from the very first application of STREAMFINDER to the *Gaia* data (Malhan et al. 2018). Its particularly negative proper motion (in both the right ascension and declination directions) led to a very easy detection. Malhan et al. (2022) reported two stars in common between this stream and SDSS,

yielding an average metallicity of $\langle[\text{Fe}/\text{H}]\rangle = -1.36$. The 26 stars in common with *Pristine* yield $\langle[\text{Fe}/\text{H}]_{\text{Pr}}\rangle = -1.43 \pm 0.07$ (Fig. 7), which is in good agreement with the spectroscopic metallicity value.

3.2.4 Gaia-6

Gaia-6 was discovered very recently by Ibata et al. (2021) through the application of STREAMFINDER to the *Gaia* EDR3 data and has no star in common with past spectroscopic surveys. The region spanned by Gaia-6 is not well covered by *Pristine* but we can

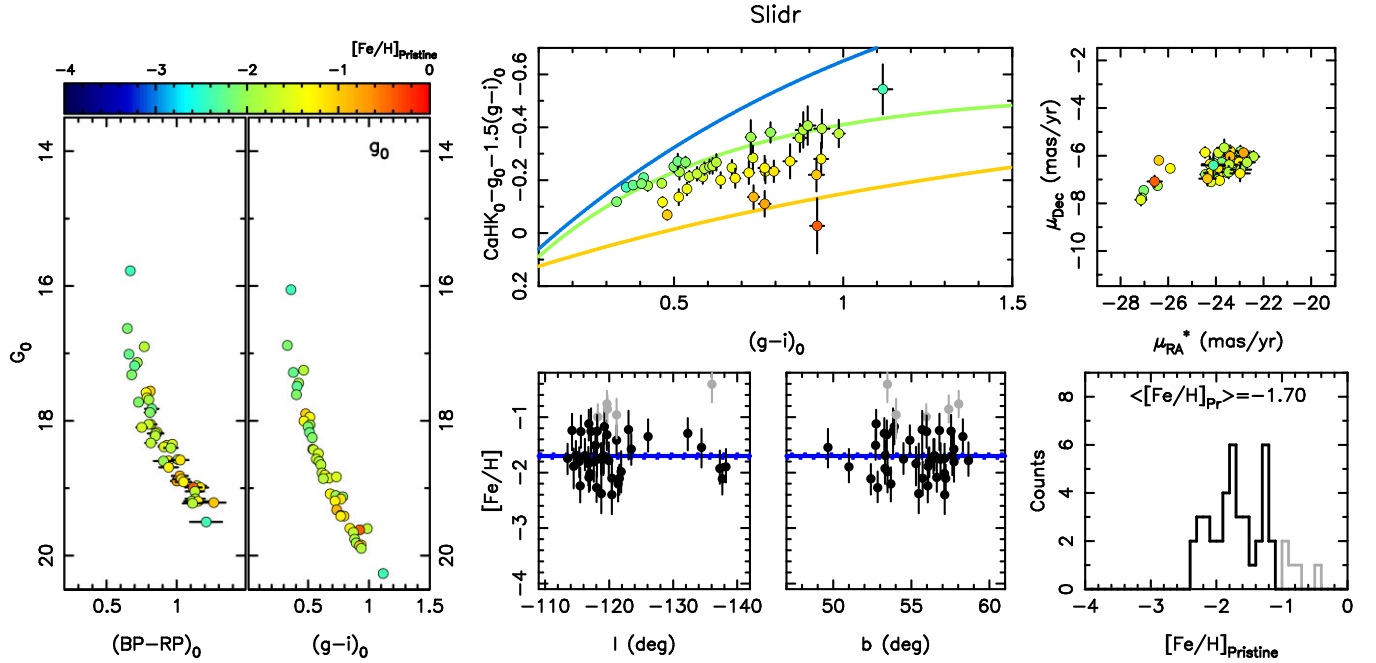


Figure 15. Same as Fig. 2 but for the Slidr stream.

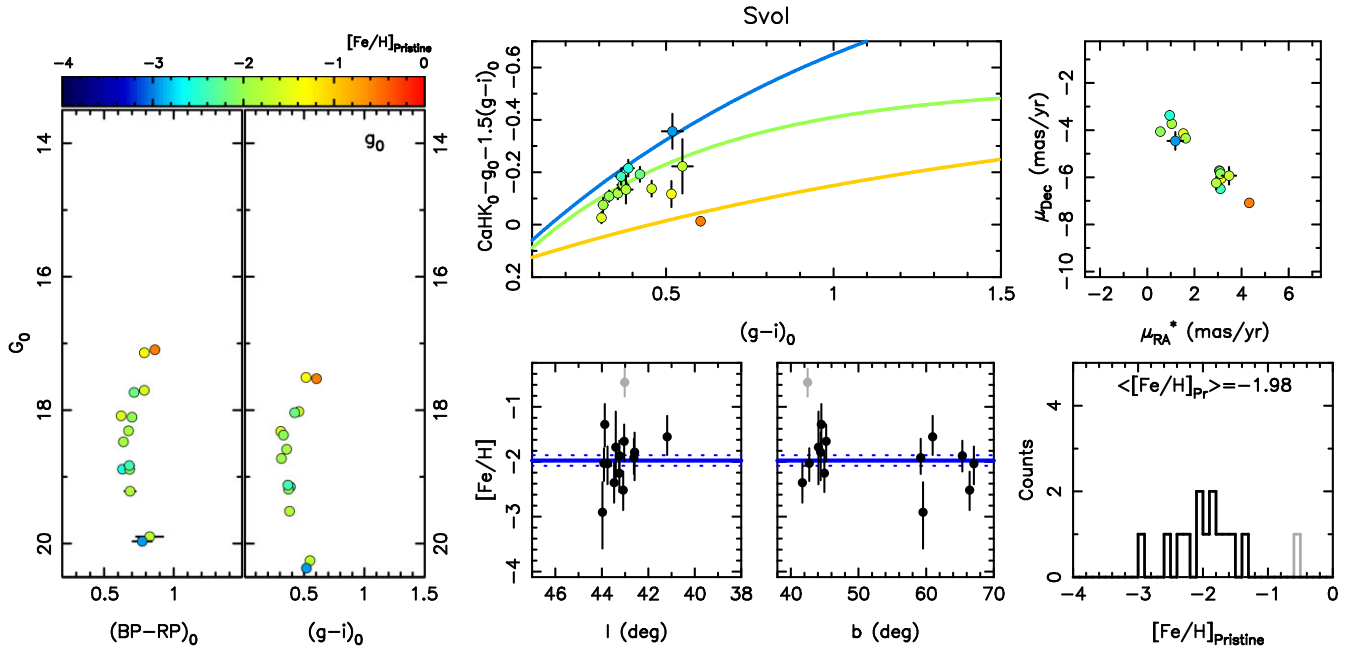


Figure 16. Same as Fig. 2 but for the Svöl stream.

nevertheless measure $\langle [\text{Fe}/\text{H}]_{\text{Pr}} \rangle = -1.53 \pm 0.12$ from 10 stars with a significance higher than 8σ that are very clumped in metallicity space (Fig. 8).

3.2.5 Gaia-9

This stream, found by Ibata et al. (2021) through the application of STREAMFINDER to the *Gaia* EDR3 data, is located in a busy region that also includes GD-1 and the M 92 stream. We therefore choose to be cautious with our selection of Gaia-9 members in phase-space and avoid any candidate member that could potentially be part of any

of the two other streams. The resulting *Pristine* view of Gaia-9 is shown in Fig. 9. Despite a few contaminants, there is a well-defined peak in the metallicity distribution that yields $\langle [\text{Fe}/\text{H}]_{\text{Pr}} \rangle = -2.21 \pm 0.07$ from 30 stars.

3.2.6 Gaia-10/300S

This stream, which appears in the STREAMFINDER application to the *Gaia* EDR3 data (Ibata et al. 2021), is in fact the 300S originally discovered by Simon et al. (2011) and thoroughly characterized by Li et al. (2022). It is well defined in the STREAMFINDER distant

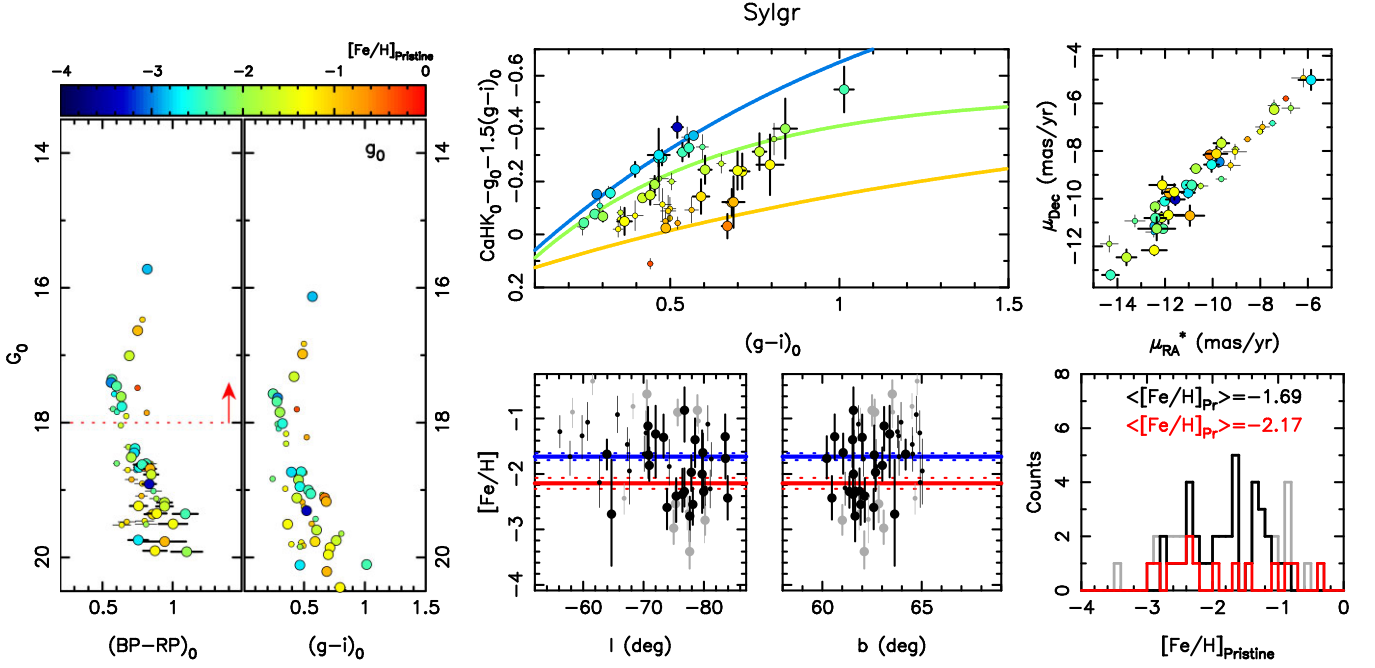


Figure 17. Same as Fig. 2 but for the Sylgr stream. Small symbols correspond to stars with a STREAMFINDER significance between 8σ and 10σ . The red lines and labels in the bottom panels correspond to the $\langle[\text{Fe}/\text{H}]_{\text{pr}}\rangle$ and the MDF obtained when restricting the analysis to only stars with $G_0 < 18.0$ (red dotted line and arrow in the CMD presented in the left-most panel).

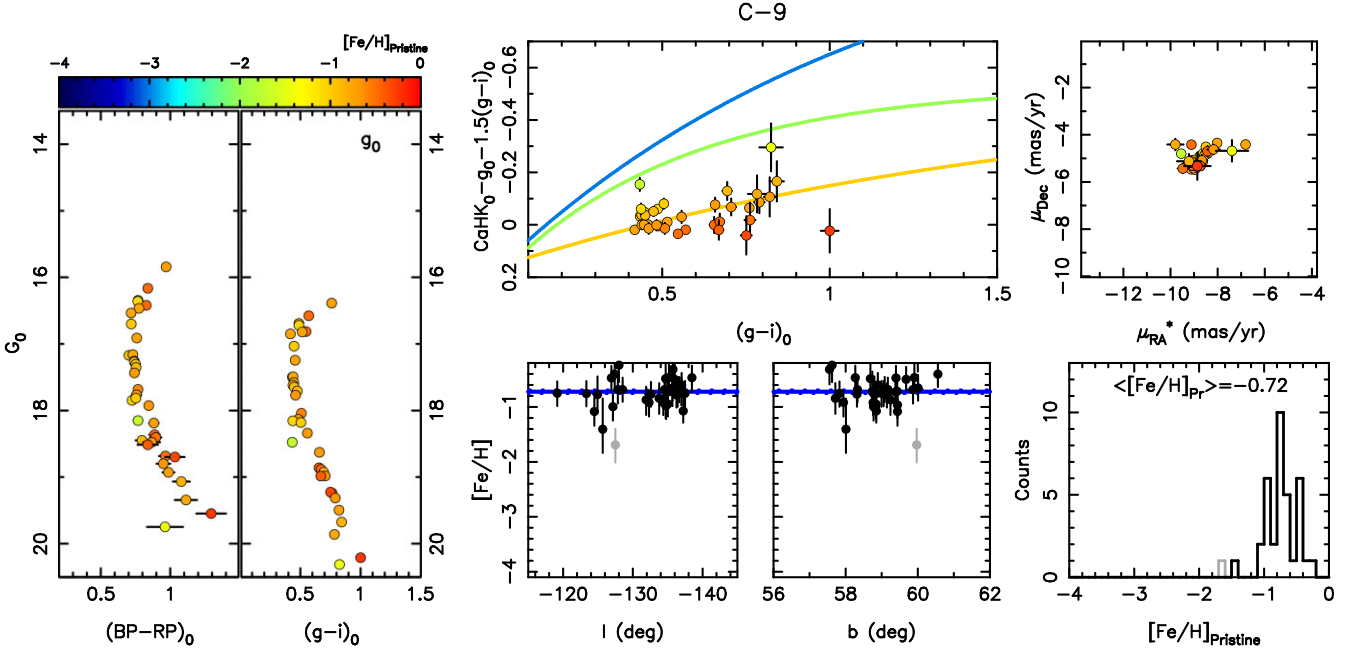


Figure 18. Same as Fig. 2 but for the C-9 stream.

(10–30 kpc) map and STREAMFINDER assigns a distance of ~ 15 kpc to the stream stars, as expected for the 300S stream. The stream falls entirely in the *Pristine* footprint but shows a complex picture in Fig. 10 with both a clear grouping of stars around $[\text{Fe}/\text{H}]_{\text{pr}} \sim -1.3$ and a distribution of very metal-poor stars at the faint end of the CMD. However, the large uncertainties on the metallicity of the faint stars means that they could be spurious. They also do not significantly impact the mean metallicity of the stream that we calculate to be $\langle[\text{Fe}/\text{H}]_{\text{pr}}\rangle = -1.40 \pm 0.06$, which is in good agree-

ment with the independent, spectroscopic measurement of Li et al. (2022).

3.2.7 GD-1

The GD-1 stream was discovered in the SDSS photometric survey (Grillmair & Dionatos 2006b). The stream has been used to constrain the shape and mass of the MW’s dark matter halo (Koposov, Rix & Hogg 2010; Bovy et al. 2016; Malhan & Ibata 2019). Also, given that

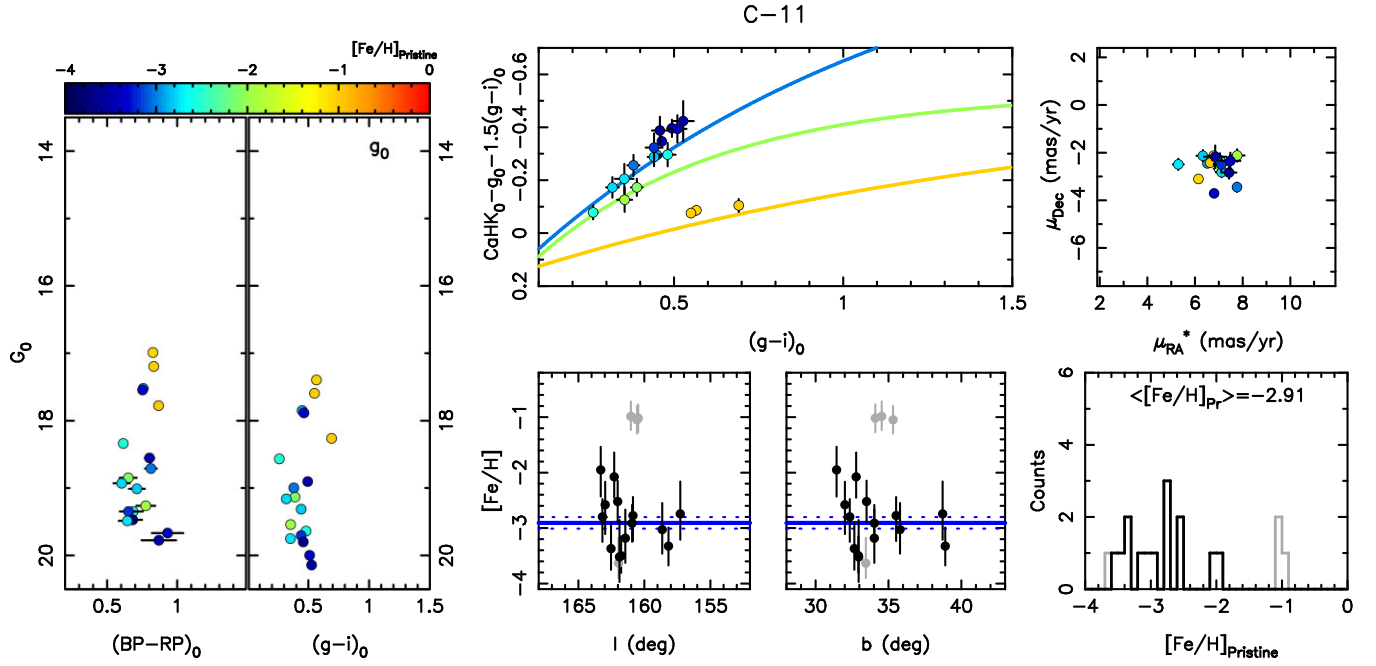


Figure 19. Same as Fig. 2 but for the C-11 stream.

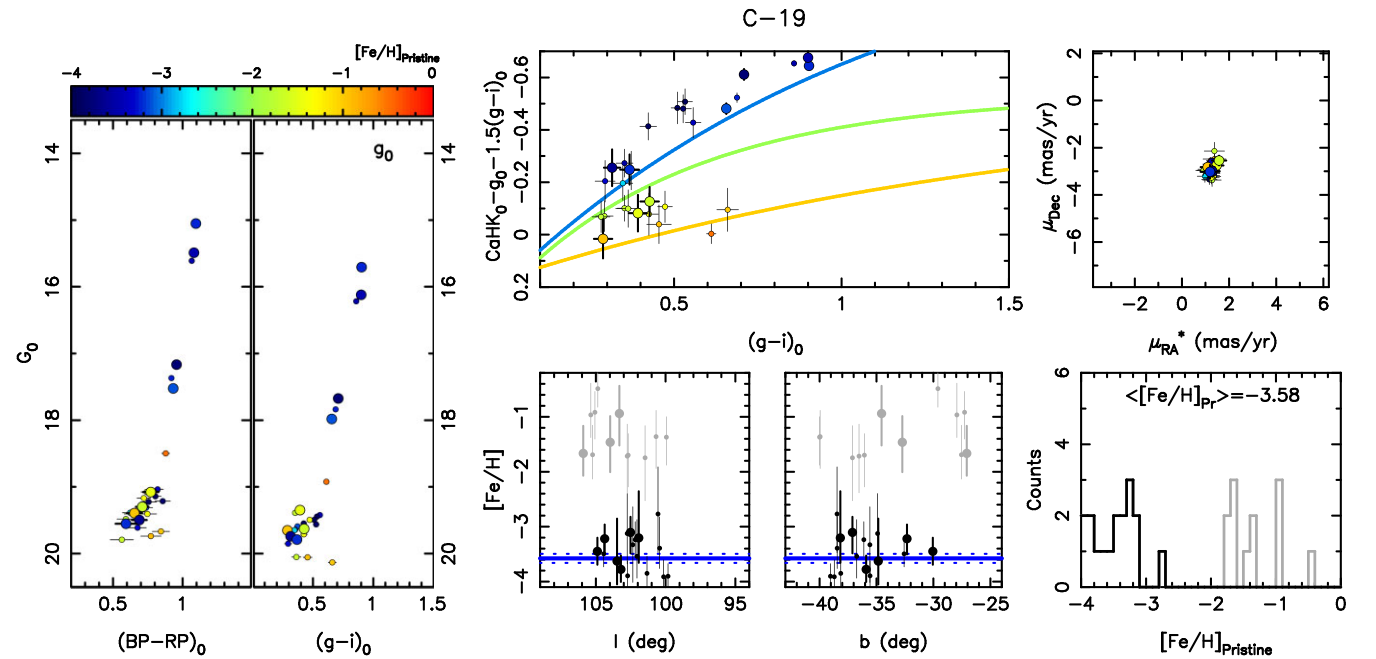


Figure 20. Same as Fig. 2 but for the C-19 stream. Small symbols correspond to stars with a STREAMFINDER significance between 8σ and 10σ .

it is both a cold stream and very long (Price-Whelan & Bonaca 2018), it has received a lot of attention as it is thought that perturbations in the shape and dynamics of the stream could be related to the recent and nearby passage of dark matter sub-haloes (e.g. Carlberg & Grillmair 2013; Bonaca et al. 2019; Banik et al. 2021). However, such attempts are made difficult by the complex morphology of the stream’s perturbations that could also be related to the dynamics of the progenitor (Ibata et al. 2020) or its orbiting within its own dark matter sub-halo (Malhan et al. 2019a). Irrespective of the perturbed shape of the stream and possibly associated features, it is usually

agreed from the search of public spectroscopic surveys or dedicated spectroscopic follow-up that the stream is very metal-poor, with a mean metallicity $[\text{Fe}/\text{H}] \simeq -2.3$ (Malhan & Ibata 2019; Bonaca et al. 2020b). Recently, Balbinot, Cabrera-Ziri & Lardo (2022) conducted a dedicated spectroscopic analysis of GD-1 member stars that yielded $[\text{Fe}/\text{H}] = -2.06 \pm 0.10$.

In the STREAMFINDER sample, the GD-1 stream is quite heavily contaminated. We track this contamination to the STREAMFINDER hypothesis that stellar streams are mere perturbations over a denser local MW background. In the case of the very well populated GD-1

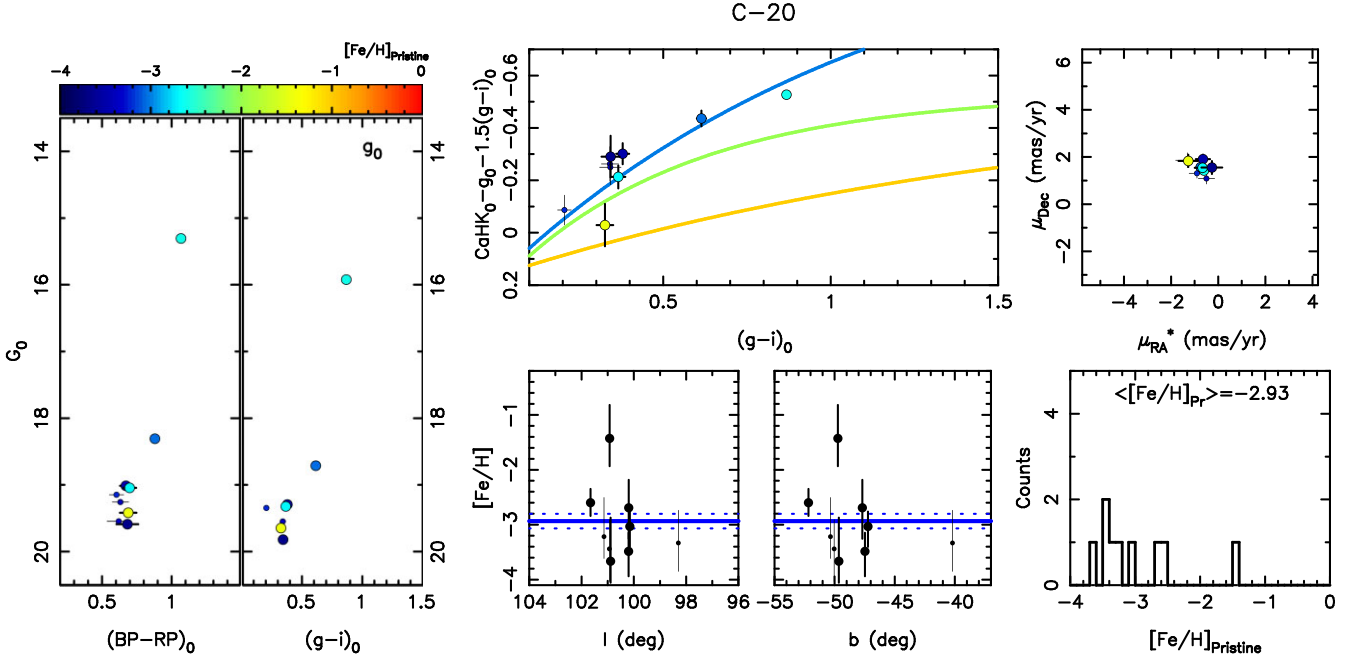


Figure 21. Same as Fig. 2 but for the C-20 stream. Small symbols correspond to stars with a STREAMFINDER significance between 8σ and 10σ .

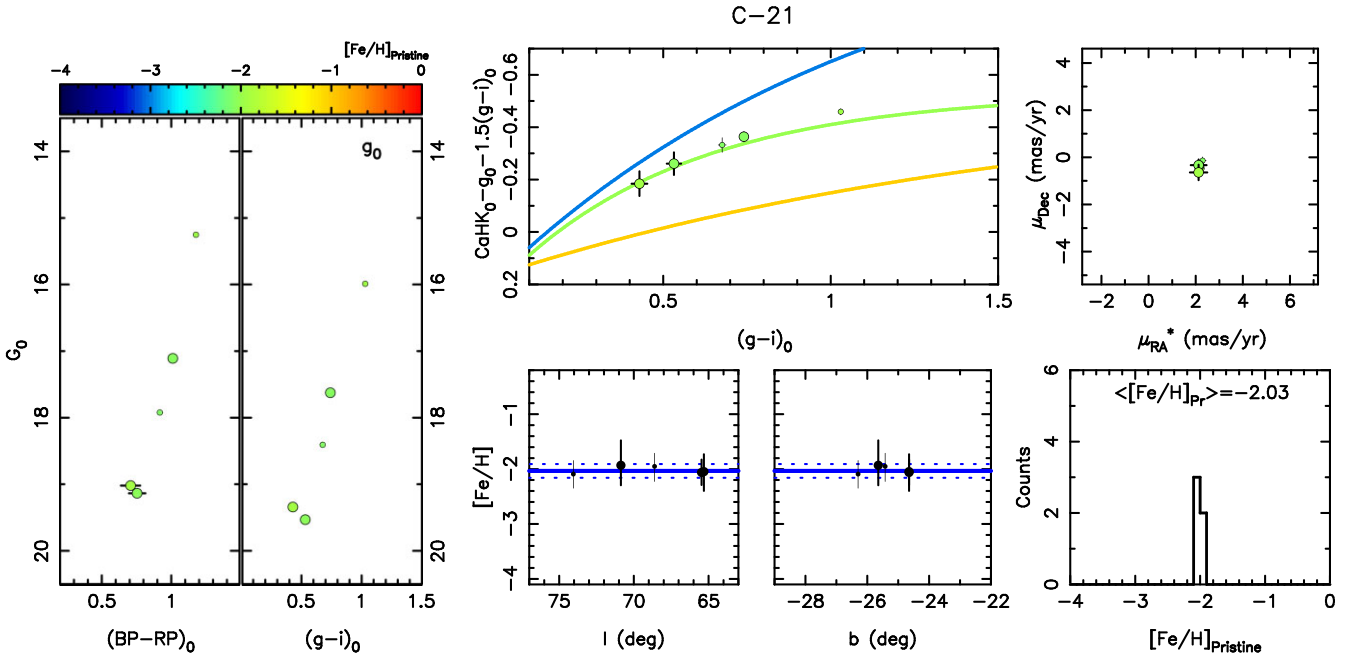


Figure 22. Same as Fig. 2 but for the new candidate stream C-21. Small symbols correspond to stars with a STREAMFINDER significance between 8σ and 10σ .

stream, this assumption is not valid anymore and many contaminating stars get their likelihood of being part of a stream boosted by the nearby presence of many GD-1 stars, even when the properties of these stars are only marginally close to the properties of the stream stars. It is, however, easy to remove this contamination by considering only the most significant stars associated with GD-1. Limiting ourselves to stars with $\ln(\mathcal{L}) > 500$ [instead of $\ln(\mathcal{L}) > 52.3$] yields the sample shown in Fig. 11. Restricting the sample to even more significant stars makes it sparser but does not visibly change the properties of the distributions in the figure.

Pristine yields a mean metallicity $\langle [\text{Fe}/\text{H}]_{\text{Pr}} \rangle = -2.49 \pm 0.03$ and indeed confirms that GD-1 is a very metal-poor stream from the sample of 190 very significant stream stars. The MDF is, however, surprisingly wide with clear scatter in the location of stars in the *Pristine* colour-colour space for even bright, high signal-to-noise member stars (the stars with very small uncertainties in the top-middle panel of Fig. 11). Given the difficulties to isolate a very pure sample for this structure, it is difficult to unambiguously confirm that this apparent metallicity spread is genuine but we note that GD-1 is known to be complex and also intersects the Kshir stream

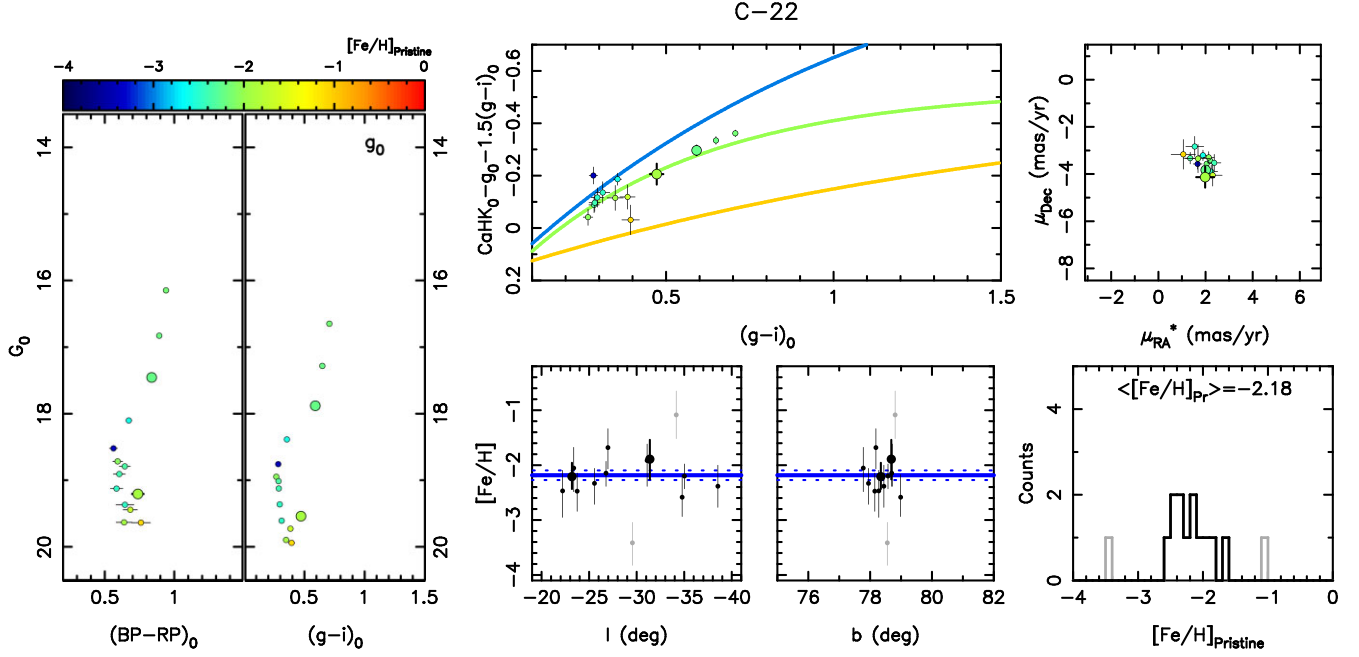


Figure 23. Same as Fig. 2 but for the new candidate stream C-22. Small symbols correspond to stars with a STREAMFINDER significance between 8σ and 10σ .

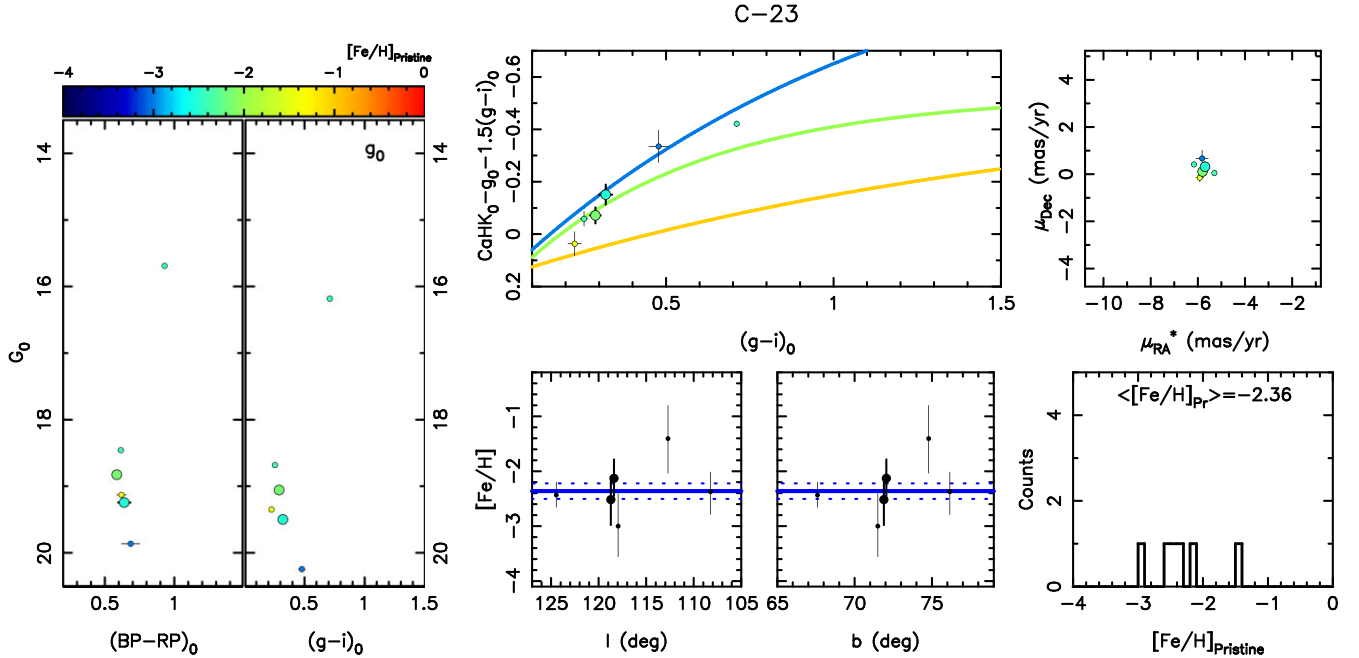


Figure 24. Same as Fig. 2 but for the new candidate stream C-23. Small symbols correspond to stars with a STREAMFINDER significance between 8σ and 10σ .

with which it shares common kinematic properties (Malhan et al. 2019b).

3.2.8 Orphan

The Orphan stream (Grillmair & Dionatos 2006a; Belokurov et al. 2007) is a stream that almost wraps fully around the MW (Koposov et al. 2019) and stems for the tidal disruption of a dwarf galaxy

(Shelton et al. 2021). STREAMFINDER picks up the well-populated red-giant branch of the system and the *Pristine* metallicities for those show a large scatter despite small uncertainties. We determine $\langle[\text{Fe}/\text{H}]_{\text{pr}}\rangle = -1.65 \pm 0.06$ but the MDF has a long tail to low metallicity values, down to $[\text{Fe}/\text{H}] \sim -3.0$ (Fig. 12). This value is in reasonable agreement with spectroscopic metallicities obtained for dozens of stars by the S^5 collaboration (Li et al. 2022, $[\text{Fe}/\text{H}] = -1.85 \pm 0.07$), especially given the large dispersion measured in that study ($\sigma_{[\text{Fe}/\text{H}]} = 0.42_{-0.06}^{+0.07}$).

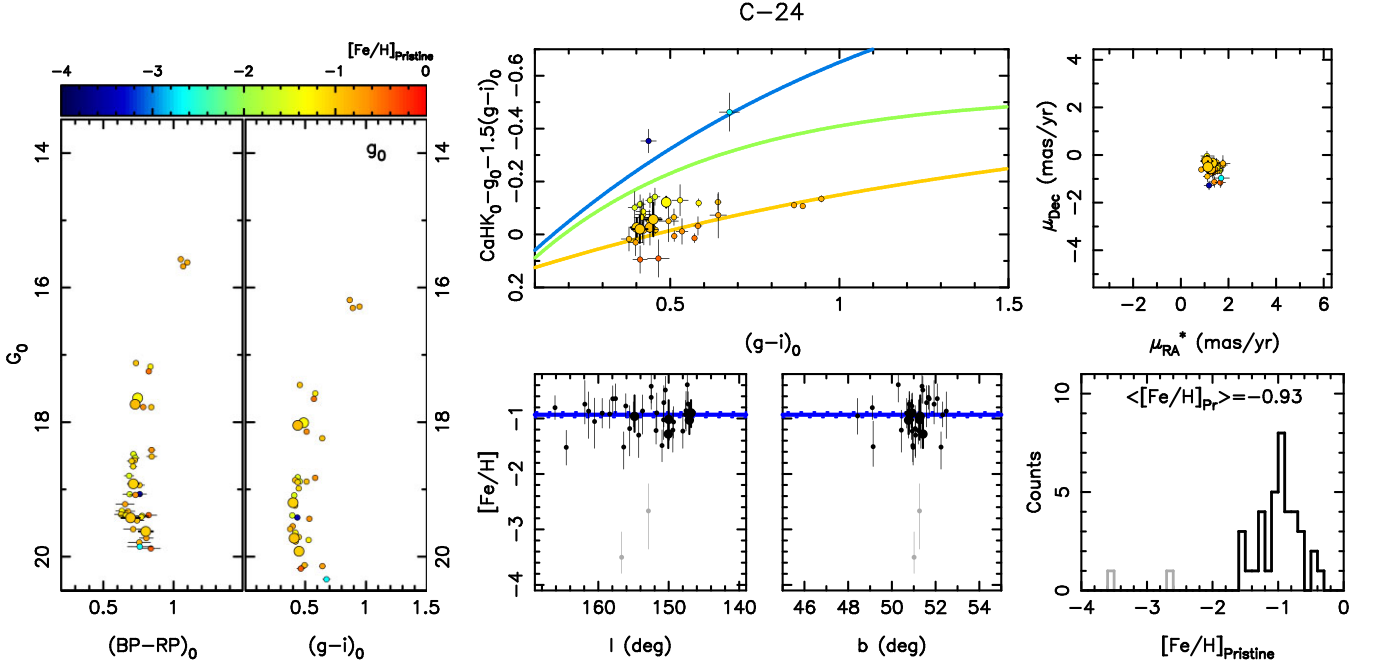


Figure 25. Same as Fig. 2 but for the new candidate stream C-24. Small symbols correspond to stars with a STREAMFINDER significance between 8σ and 10σ .

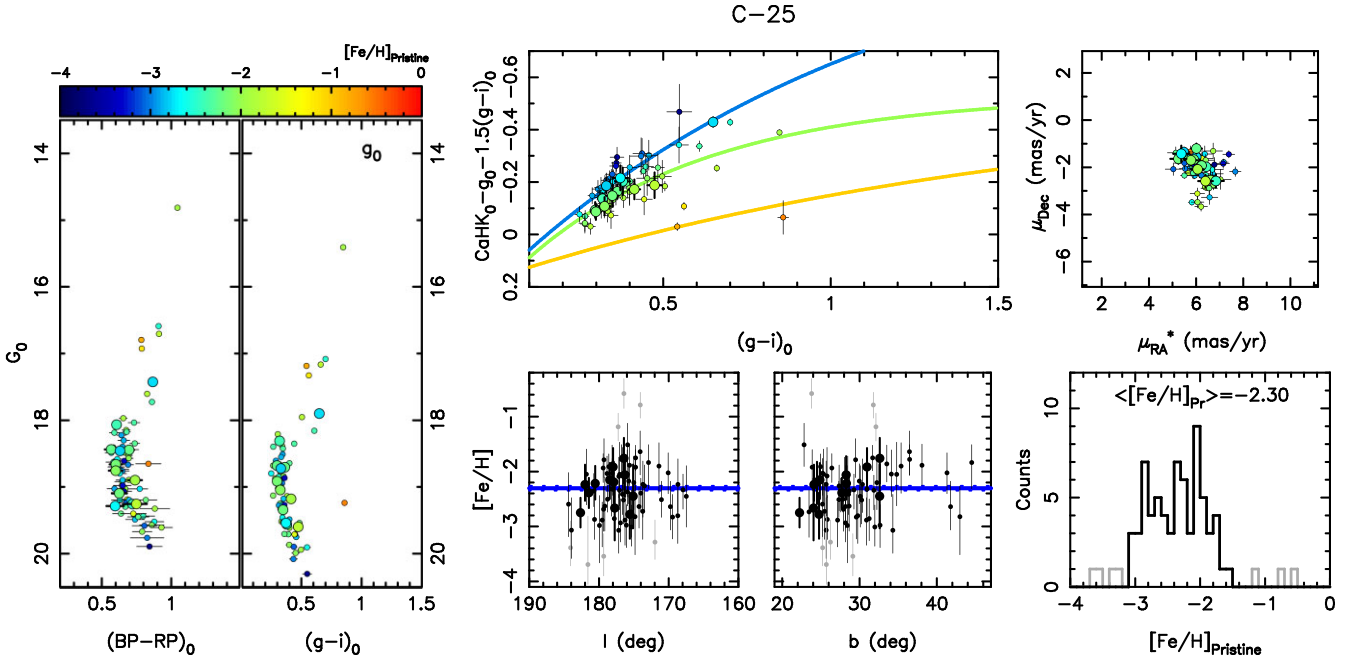


Figure 26. Same as Fig. 2 but for the new candidate stream C-25. Small symbols correspond to stars with a STREAMFINDER significance between 8σ and 10σ .

3.2.9 Phlegeton

Phlegeton was reported by Ibata et al. (2018) as one of the most significant stream detections with STREAMFINDER in the *Gaia* DR2 data. It is also one of the closest streams, at a heliocentric distance of ~ 3.8 kpc. The *Pristine* survey just clips the Galactic eastern edge of the stream but it is so dense that we still find 45 stars in common between the two samples. Based on the *Pristine* metallicities, we find

that this stream is very metal-poor, with $\langle [\text{Fe}/\text{H}]_{\text{Pr}} \rangle = -1.98 \pm 0.05$. Its stars nicely track the $[\text{Fe}/\text{H}] = -2$ iso-metallicity line in the top-middle panel of Fig. 13. Ibata et al. (2018) mention that one of the possible Phlegeton stars selected by STREAMFINDER has an SDSS metallicity of $[\text{Fe}/\text{H}] = -1.56 \pm 0.04$. While this is significantly more metal-rich than the mean *Pristine* metallicity, the metallicity histogram does extend to these values.

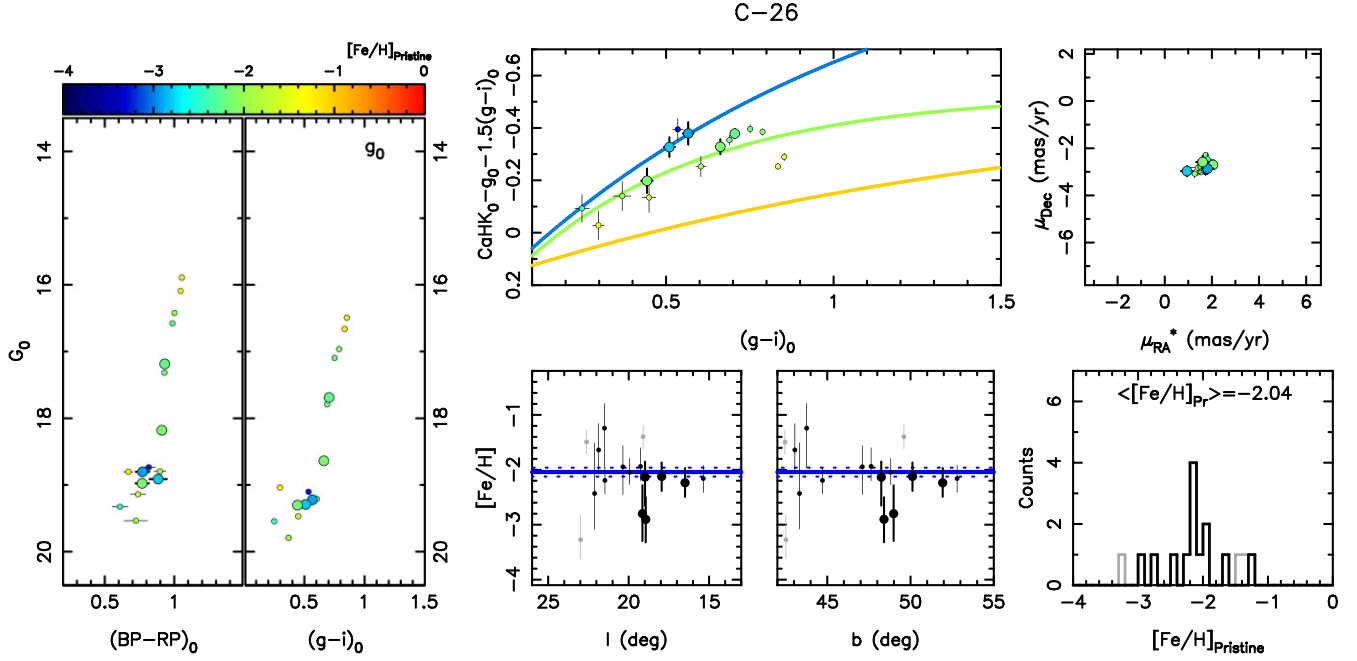


Figure 27. Same as Fig. 2 but for the new candidate stream C-26. Small symbols correspond to stars with a *STREAMFINDER* significance between 8σ and 10σ .

3.2.10 *Pisces-Triangulum*

We identify a small group of five stars with a *STREAMFINDER* significance above 8σ that gives a coherent, metal-poor signal in *Pristine* with $\langle[\text{Fe}/\text{H}]_{\text{Pr}}\rangle = -2.36 \pm 0.11$ (Fig. 14). After verification with known structures, it became apparent that this structure corresponds to the *Pisces-Triangulum* (Psc-Tri) that, at a distance of ~ 30 kpc (Bonaca, Geha & Kallivayalil 2012; Martin et al. 2013; Yuan et al. 2022), is located at the very edge of the *STREAMFINDER* exploration. Martin et al. (2013) determine an average metallicity for this stream from 11 stars and find $\langle[\text{Fe}/\text{H}]\rangle \simeq -2.2$, which is in very good agreement with our measurement using *Pristine* and further confirms that the few stars we identify in the *STREAMFINDER* sample belong to Psc-Tri.

3.2.11 *Slidr*

Slidr is presented in Ibata et al. (2019), based on the application of *STREAMFINDER* to the *Gaia* DR2 data. A comparison of candidate member stars with the LAMOST and SDSS spectroscopic surveys revealed some contamination in the *STREAMFINDER* list but, also, that the stream displays a mean spectroscopic metallicity $\langle[\text{Fe}/\text{H}]\rangle = -1.8$ based on 14 stars. While *Pristine* only includes the Galactic northern edge of the stream, we can confirm this metallicity measurement in Fig. 15, with $\langle[\text{Fe}/\text{H}]\rangle = -1.70 \pm 0.05$ from 42 stars in *Pristine*. This sample is also very clean for the region that was quite contaminated in the discovery paper (their fig. 9), hinting at the improvement between the *Gaia* DR2 and EDR3 data sets. We find a low-density extension to the stream westwards of the DR2 detection (with $\mu_{\text{RA}}^* < -25$ mas yr $^{-1}$ in the top-right panel of Fig. 15). These few stars have similar metallicities to those of *Slidr* stars and, with such negative proper motions, are more easily connected to *Slidr* than any other MW structure.

3.2.12 *Svöl*

Svöl was also discovered by Ibata et al. (2019), based on the *Gaia* DR2 data. The only star in common between the *STREAMFINDER*

sample and spectroscopic surveys is a LAMOST star with discrepant velocity (Ibata et al. 2019) and likely a contaminant. Despite a very non-contiguous coverage of *Pristine* in this region, there are 13 high-significance *Svöl* stars in common with *Pristine*. We unambiguously show that this stream is metal-poor, with $\langle[\text{Fe}/\text{H}]_{\text{Pr}}\rangle = -1.98 \pm 0.10$ (Fig. 16).

3.2.13 *Sylgr*

Sylgr was first discovered by Ibata et al. (2019) through the application of *STREAMFINDER* to the *Gaia* DR2 data. Three stars in common with the SDSS yield an average metallicity of $\langle[\text{Fe}/\text{H}]\rangle = -2.7$, confirmed with high-resolution spectroscopy for two of them ($[\text{Fe}/\text{H}] = -2.92 \pm 0.06$; Roederer & Gnedin 2019). The stream is located at the edge of the *Pristine* footprint but there are still 29 stars in common with the high-significance *STREAMFINDER* catalogue. We find a mean metallicity that is significantly higher than the literature values, with $\langle[\text{Fe}/\text{H}]\rangle = -1.69 \pm 0.06$. The *Pristine* MDF of this structure is fairly wide and, with a closer look at the metallicity values in the bottom-middle panels of Fig. 17, it appears that there is a grouping of stars around $[\text{Fe}/\text{H}]_{\text{Pr}} \sim -2.5$ while the rest of the sample scatters over the full metallicity range. The CMD of *Sylgr* shows that these latter stars are preferentially at fainter magnitudes and, contrary to most other streams (e.g. *Slidr*, Fig. 15), the deeper SDSS CMD does not lead to a tighter main sequence. This is likely the sign that the *STREAMFINDER* sample of *Sylgr* members has significant contamination. The presence of some contamination for this stream is also clear from discrepant radial velocities obtained by Ibata et al. (2021, see the top panel of their fig. 3). Restricting the analysis to only bright stars ($G_0 < 18.0$) yields a more metal-poor mean metallicity ($[\text{Fe}/\text{H}]_{\text{Pr}} = -2.17 \pm 0.10$) that is in better agreement with but remains more metal-rich than the spectroscopic studies for this stream. This is the metallicity we favour here. In the future, it will be interesting to see whether larger spectroscopic samples confirm the *Pristine* measurement and whether the two spectroscopic metallicities were abnormally low compared to the bulk of the stream's metallicity.

Table 1. Average *Pristine* metallicities after iterative 2.5σ clipping calculated for all 26 streams described in the paper. We indicate the number of stars, N , used in the calculation for the final iteration of the σ -clipping procedure. The final two columns report the mean orbit poles of the structures, obtained by averaging the pole of the favoured *STREAMFINDER* orbit of sample stars.

Stream	$\langle[\text{Fe}/\text{H}]_{\text{Pr}}\rangle$	N	$\langle\ell_{\text{pole}}\rangle$ ($^{\circ}$)	$\langle b_{\text{pole}}\rangle$ ($^{\circ}$)
M 5 stream	-1.35 ± 0.05	51	60.3	-5.7
M 92 stream	-2.07 ± 0.04	86	-6.3	-16.8
Pal 5 stream	-1.07 ± 0.05	26	-7.6	-44.3
ACS	-0.77 ± 0.05	32	162.7	-50.9
Fjörm	-2.33 ± 0.05	60	-129.9	5.3
GD-1	-2.49 ± 0.03	190	-20.1	31.0
Orphan	-1.65 ± 0.06	28	-72.7	-23.3
Psc-Tri	-2.36 ± 0.11	5	109.0	49.4
Phlegeton	-1.98 ± 0.05	45	-175.3	-39.5
Slidr	-1.70 ± 0.05	42	-48.5	-11.6
Sylgr ($G_0 < 18.0$)	-2.17 ± 0.10	10	-14.5	-14.3
Svöl	-1.98 ± 0.10	13	82.2	-29.0
Gaia-1	-1.43 ± 0.07	26	-0.2	-19.6
Gaia-6	-1.53 ± 0.12	10	-4.6	-10.0
Gaia-9	-2.21 ± 0.07	30	-44.1	30.4
Gaia-10/300S	-1.40 ± 0.06	24	-31.9	9.3
C-9	-0.72 ± 0.04	36	-39.3	1.7
C-11	-2.91 ± 0.10	15	60.0	16.1
C-19	-3.58 ± 0.08	17	-168.6	1.4
C-20	-2.93 ± 0.14	9	7.8	-2.4
C-21	-2.03 ± 0.13	5	142.9	29.9
C-22	-2.18 ± 0.09	12	64.9	0.7
C-23	-2.36 ± 0.14	6	-57.9	17.5
C-24	-0.93 ± 0.05	37	74.2	-9.0
C-25	-2.30 ± 0.04	75	71.3	25.0
C-26	-2.04 ± 0.08	15	86.0	-20.3

3.3 Confirmed candidate streams

The following four streams were listed as candidate streams by Ibata et al. (2021). We show here that they all have stars with consistent metallicities, even though the MDFs are sometimes contaminated. We therefore confirm that they are all real streams in the MW halo.

3.3.1 C-9

This is a well-defined candidate stellar stream located just above Slidr in Fig. 1. There are 36 stars from the *STREAMFINDER* list of high-significance members that have a photometric metallicity in *Pristine* and these show that C-9 is one of the most metal-rich stream in the sample, with $\langle[\text{Fe}/\text{H}]_{\text{Pr}}\rangle = -0.72 \pm 0.04$ (Fig. 18). The very clear peak in the MDF unambiguously confirms that C-9 is a real stream.

3.3.2 C-11

C-11 appears in the *STREAMFINDER* map at ~ 8 – 10 kpc, using *Gaia* EDR3 data. It is a short stream to the Galactic north of the anticenter and it is almost entirely in *Pristine*. The picture provided by *Pristine* is that of a very metal-poor stream, for which our 2.5σ -clipping procedure, applied to the list of *STREAMFINDER* stars with a significance above 10σ , yields $\langle[\text{Fe}/\text{H}]_{\text{Pr}}\rangle = -2.91 \pm 0.10$ from 15 stars (Fig. 19), which is significantly more metal-poor than any known dwarf galaxy or GC.

3.3.3 C-19

C-19 appears in the distant map of *STREAMFINDER* detections based on the analysis of EDR3 data (Ibata et al. 2021), in the Southern Galactic cap, and is located almost entirely within the *Pristine* footprint. While the metallicity distribution can, at first glance, look messy, C-19 hosts a very clear distribution of EMP stars according to *Pristine*. This is made even more obvious when looking at the *Pristine* colour–colour space of all *STREAMFINDER* detections above 8σ (Fig. 20). The presence of more metal-rich stars comes almost entirely from faint stars and we can conclude without ambiguity that, given the vanishingly small probability of randomly finding 17 EMP stars among 29 *STREAMFINDER*-selected stars (or 6 out of 7 at the bright end), C-19 unambiguously has the lowest metallicity in the whole sample, with $\langle[\text{Fe}/\text{H}]_{\text{Pr}}\rangle = -3.58 \pm 0.08$.

Follow-up observations of eight member stars in this structure reveal that it is the most metal-poor structure ever discovered (Martin et al. 2022), with $[\text{Fe}/\text{H}] = -3.38 \pm 0.06$ (stat.) ± 0.20 (syst.). These observations further constrain the metallicity dispersion of the system to be consistent with zero and smaller than 0.18 dex at the 95 percent confidence level. Combined with measured difference in the Na abundances, this leads Martin et al. (2022) to conclude that C-19 is the remnant of a GC significantly below the observed metallicity floor of GCs, despite being dynamically hot and wider than other known GC streams.

3.3.4 C-20

C-20 is a distant candidate stream that is visible on the distant map of streams from the *STREAMFINDER* application to *Gaia* EDR3 (Ibata et al. 2021). In Fig. 21, we show that, even though C-20 is sparsely populated, it has a clear metallicity signal in *Pristine*, which confirms that it is a real stream. It is also the third EMP structure in the sample of streams that we are able to track in *Pristine*, with $\langle[\text{Fe}/\text{H}]_{\text{Pr}}\rangle = -2.93 \pm 0.14$. Added to C-11, C-19, and the Phoenix stream ($[\text{Fe}/\text{H}] = -2.70 \pm 0.06$; Wan et al. 2020), it is growing increasingly clear that the MW is surrounded by a population of streams that are significantly more metal-poor than its current satellites.

3.4 New candidates

The six structures mentioned in this sub-section all correspond to a well-defined structure in the phase-space distribution of *STREAMFINDER* stars detected at more than 8σ from the processing of EDR3 data presented by Ibata et al. (2021), with at least two stars (usually more) detected at $>10\sigma$. The *Pristine* metallicities confirm that they all display a coherent, often very metal-poor MDF, which we take as a confirmation that they are very likely to be real structures of the MW halo.

3.4.1 C-21

C-21 is a grouping of stars that intersect the Phlegeton stream on the sky, but with a very different proper motion and metallicity. C-21 does not have many stars within the *Pristine* footprint but, from those, we find that C-21 has a very narrow MDF with $\langle[\text{Fe}/\text{H}]_{\text{Pr}}\rangle = -2.03 \pm 0.13$ (Fig. 22).

3.4.2 C-22

C-22 is barely visible in the sample of high-significance STREAMFINDER stars ($>10\sigma$) but becomes well populated once we lower the significance threshold to 8σ . This is possibly because C-22 is located in a region with many criss-crossing stream (Fig. 1; Fjörm, Gaia-1, the M5 stream). In total, there are 12 stars in common between the STREAMFINDER list and *Pristine* and they yield an average metallicity of $\langle[\text{Fe}/\text{H}]_{\text{Pr}}\rangle = -2.18 \pm 0.09$ (Fig. 23).

3.4.3 C-23

This detection of a new stream shows the very limit of what can be achieved when combining the Gaia EDR3 output of STREAMFINDER with a vast external data set like *Pristine*. Our initial detection of C-23 corresponds to only two stars detected as stream-like at 10σ by STREAMFINDER. From *Pristine*, we learn that these two stars that are only 12 arcmin from each other and share similar proper motions also have statistically identical metallicities (Fig. 24). Extending the search to the sample of 8σ STREAMFINDER detections confirms that these two stars are but the tip of the iceberg and that this structure appears to be a very metal-poor stream that extends over $\sim 10^\circ$ ($\langle[\text{Fe}/\text{H}]_{\text{Pr}}\rangle = -2.36 \pm 0.14$).

3.4.4 C-24

Among all the candidate streams, C-24 is an exception in that it is the only one that is not very metal-poor. C-24 is a well-populated structure located between the GD-1 and C-11 streams (Fig. 1). *Pristine* unambiguously shows that the stream is a thin stream of the halo with $\langle[\text{Fe}/\text{H}]_{\text{Pr}}\rangle = -0.93 \pm 0.05$ (Fig. 25).

3.4.5 C-25

Candidate C-25 appears as a diffuse structure at low latitude, in the anticenter direction. Fig. 26 shows that the large number of stars picked up by STREAMFINDER as significantly part of a stream consistently show a metallicity close to or lower than $[\text{Fe}/\text{H}]_{\text{Pr}} = -2.0$, are clumped in the proper motion and metallicity spaces, confirming that this is likely a genuine structure with $\langle[\text{Fe}/\text{H}]_{\text{Pr}}\rangle = -2.30 \pm 0.04$. This low metallicity makes it very unlikely that it is associated with the ACS or other structures at the edge of the MW in the direction of the anticenter. The region of C-25 is complex in the STREAMFINDER catalogue and there are hints that it could in fact correspond to two structures that overlap on the sky, but at different distances (~ 6 kpc and ~ 11 kpc according to the STREAMFINDER orbital solutions). Follow-up observations will be required to confirm whether the group of stars we identify as C-25 corresponds to a single system.

3.4.6 C-26

This structure is a small but clearly defined streak of stars just north-west of the Pal 5 stream in the distant (10–30 kpc) maps in fig. 7 of Ibata et al. (2021), in green/yellow-green in the μ_l/μ_b panels. This structure is fully within *Pristine* and it has a mean metallicity $\langle[\text{Fe}/\text{H}]_{\text{Pr}}\rangle = -2.04 \pm 0.08$, which shows that C-26 is yet another candidate very metal-poor stream (Fig. 27).

4 DISCUSSION AND CONCLUSIONS

In this paper, we show the power of combining the *Gaia* EDR3 STREAMFINDER sample of stars that are significantly part of coherent stellar structures of the MW halo with the metallicity catalogue generated from the *Pristine* survey. Based on the narrow Ca H&K filter available on the MegaCam imager at CFHT, the *Pristine* photometry provides accurate metallicities, even in the very metal-poor regime ($[\text{Fe}/\text{H}] < -2.0$) to EMP regimes ($[\text{Fe}/\text{H}] < -3.0$). This is particularly valuable here as it yields metallicity measurements for all streams, without crippling uncertainties at the very metal-poor end ($[\text{Fe}/\text{H}] \lesssim -2.0$). We are therefore able to derive metallicities for 26 stellar streams, including six new stream candidates (C-21, C-22, C-23, C-24, C-25, and C-26) that we present here for the first time. The mean metallicities of all those streams are summarize in Table 1.

We note that most of the stellar streams unveiled by *Gaia* in the MW halo have low metallicity, with typically $-3.0 \lesssim \langle[\text{Fe}/\text{H}]_{\text{Pr}}\rangle \lesssim -1.0$. In total, we count 14 streams with $\langle[\text{Fe}/\text{H}]_{\text{Pr}}\rangle < -2.0$ (one of which is the stream of M 92, the most metal-poor MW GC), and three streams with $\langle[\text{Fe}/\text{H}]_{\text{Pr}}\rangle < -2.9$. These results are similar to those reported by Li et al. (2022) for a mainly different set of streams and using spectroscopic metallicities. While some of these systems could be dwarf galaxy remnants and dwarf galaxies are known to reach lower metallicities than GCs at the faint end (e.g. Willman & Strader 2012; Li et al. 2018), the physical width³ of these streams (Ibata et al. 2021) implies that it is likely most of them result from disrupting clusters whose metallicity is, on the whole, lower than that of known MW clusters. Nowhere is this more striking than for C-19 that we determine to have $\langle[\text{Fe}/\text{H}]_{\text{Pr}}\rangle = -3.58 \pm 0.08$ from 17 stars. A follow-up spectroscopic study confirms that this structure is indeed the most metal-poor structure known to date ($[\text{Fe}/\text{H}] = -3.38 \pm 0.06$ (stat.) ± 0.20 (syst.)) and that its progenitor was a GC that was an order of magnitude less metal-enriched than current MW clusters (Martin et al. 2022). More metal-poor clusters than observed today must have therefore existed in the past and the observed metallicity floor of GCs (Beasley et al. 2019) is therefore driven by the time evolution of clusters (Kruijssen 2019). A very low-metallicity GC was recently identified around M31 ($[\text{Fe}/\text{H}] = -2.91 \pm 0.04$; Larsen et al. 2020) so the discovery of C-19 unambiguously confirms theories that also the MW hosted more metal-poor GCs in its past.

Fig. 28 presents a comparison of the MDF of all known MW GCs (black histogram, using metallicity values compiled by Harris 1996, 2010 update), dwarf galaxies (red histogram, using metallicities values compiled by Longeard et al. 2021), and from the STREAMFINDER + *Pristine* sample (blue histogram). This comparison is naïve in that it assumes that the *Pristine* footprint limits the number of streams we can study but does not bias their global metallicity properties. Taken at face value, Fig. 28 shows that the newly discovered streams that comprise most of the STREAMFINDER + *Pristine* sample are systematically more metal-poor than the distribution of MW GCs, overlaps the dwarf galaxy metallicities, while also extending it to the EMP regime. This comparison confirms that stellar streams were made from progenitors with metallicity properties that are seldom or never seen in satellites at present

³The STREAMFINDER run used here and presented in detail by Ibata et al. (2021) uses a spacial model with Gaussian width $\sigma = 50$ pc and therefore preferentially detects thin streams.

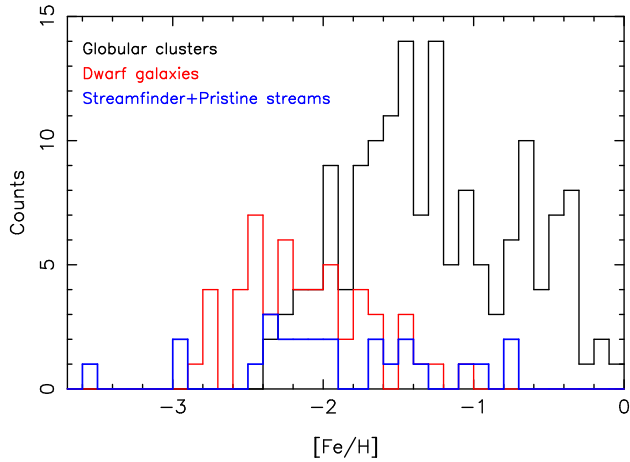


Figure 28. Comparison of the metallicity distribution functions of all known MW GCs (black histogram; Harris 1996), dwarf galaxies (red histogram; Longeard et al. 2021), and the streams from the STREAMFINDER + *Pristine* sample studied in this paper (blue histogram). The streams are systematically more metal-poor than the MW GCs and overlap the metallicities of the dwarf galaxies but also extend it to the EMP regime with $[\text{Fe}/\text{H}] < -3.0$.

times, especially if most streams come from GCs, as mentioned above.

One key issue for future (spectroscopic) studies will be to systematically determine the metallicity dispersion of the various structures identified by STREAMFINDER and other stream searches. This information is key to constraining the nature of the streams’ progenitors since, for faint stellar systems, a dwarf galaxy is expected to exhibit a significant metallicity dispersion while GCs show negligible metallicity dispersions⁴ (Willman & Strader 2012; Li et al. 2022). While it appears from the varying shapes of the MDFs shown in Figs 2–27 that the *Pristine* metallicities could hold some of this information, our attempts at determining accurate metallicity dispersions from the photometric metallicities yielded inconclusive results (see Appendix A, available online as supplementary material). The individual uncertainties on the *Pristine* photometric metallicities translate into weak constraints on the dispersions of the MDFs and, in the case of strong contamination from field stars, especially at the faint end, can yield non-zero dispersions for known GCs. From the *Pristine* data, we nevertheless infer that ACS, C-9, C-24, GD-1, Pal 5, and Phlegeton have metallicity dispersions that are strongly constrained to be small ($\lesssim 0.2$ dex at the 90 per cent confidence level). Better constraints on the metallicity dispersions could be gained through low S/N spectroscopy of the *Pristine* + STREAMFINDER stars, especially for faint stars. Such observations would easily confirm membership through simple radial velocities of likely member stars (e.g. Ibata et al. 2021) without requiring the high signal to noise necessary for $[\text{Fe}/\text{H}]$ spectroscopic measurements (see e.g. Longeard et al. 2018).

Fig. 29 provides a global view of the STREAMFINDER and *Pristine* stream data set. While this data set is not a complete picture of the nearby MW streams because of the limited *Pristine* footprint⁵

⁴Spectroscopic measurements of light-element variations (C, N, O, Na, Al) could also help discriminating between dwarf galaxy and globular cluster progenitors for these streams (e.g. Ji et al. 2020).

⁵The window function imparted on to the stream map by the *Pristine* footprint is, for instance, likely responsible for the absence of streams at distances smaller than ~ 8 kpc that can be seen in the left-hand panel of Fig. 29. The

compared to *Gaia*, a few intriguing trends can be teased out of this set of 26 stellar streams.

The metallicity range of the streams slides to lower metallicities with increasing Galactocentric distance (left-hand panel). What we report here are the average distances of the stream stars, as determined by STREAMFINDER, and may not represent the average distances to the orbits themselves. However, most stream stars will spend the majority of their time closer to apocenter (with smaller velocities) rather than pericenter (with larger velocities). With this caveat in mind, it is nevertheless striking that the lowest metallicities streams ($\langle [\text{Fe}/\text{H}]_{\text{Pr}} \rangle \lesssim -2.5$) are all beyond ~ 15 kpc and that the metallicity of the most metal-rich streams drops from $\langle [\text{Fe}/\text{H}]_{\text{Pr}} \rangle \sim -0.8$ at ~ 10 kpc from the Galactic centre to $\langle [\text{Fe}/\text{H}]_{\text{Pr}} \rangle < -1.4$ beyond 20 kpc. While some nearby structures like ACS may be tied to the MW disc these do not drive the trend and one of the most metal-rich streams, C-9, has an orbit that is distinctly different from a disc orbit. The hierarchical formation of structures could naturally lead to such a trend: high-mass dwarf galaxies accreted during the formation of the MW would spiral in through dynamical friction and deposit their preferentially more metal-rich clusters (and stars) in the inner reaches of the halo whereas lower mass dwarf galaxies would be less affected by dynamical friction and deposit their more metal-poor constituents at larger radii. The lowering metallicity trend with radius would then be made more prominent if some of the closer streams were formed by globular clusters formed *in situ* since these would naturally be more metal-rich. These ideas are not new for GCs (e.g. Mackey & van den Bergh 2005) but it is particularly rewarding that we can now start firming up these scenarios with the remnants of past systems.

Finally, the majority of streams in the combined STREAMFINDER and *Pristine* sample are on prograde orbits around the MW (Fig. 29 right-hand panel) as has been reported before for different sets of MW streams (e.g. Bonaca et al. 2021; Li et al. 2022). Considering the average *Pristine* metallicities of the streams, there is a hint that the most metal-rich streams are systematically prograde. While this is not surprising for ACS that has been tied to the MW disc, we note that C-24, despite being located at a high Galactic latitude ($b > 50^\circ$), has a very similar (L_z, E) and metallicity and may also be disc-related. Detailed study of the dynamical clustering properties of streams will hopefully continue to shed light on the origin of all those streams (e.g. Bonaca et al. 2021) and the metallicity information provided by surveys like *Pristine* can further help characterize their past hosts and progenitors (Malhan et al. 2022).

Even in an era of increasingly large spectroscopic surveys, those will only ever be able to observe a limited fraction of all MW halo stars. Large-scale surveys of high-quality photometric metallicities like *Pristine* are therefore very powerful to confirm the reality of the faint stellar streams that are being discovered around the MW (and to also clean up samples of member stars for future follow-up spectroscopy). Once the *Pristine* coverage is more homogeneous, we plan on pushing this idea fully by folding the *Pristine* photometric metallicities directly in the calculation of the STREAMFINDER likelihood of a star to be part of a stream. On a closer time-scale, *Gaia*’s full DR3 release includes stellar parameters, including metallicities, for ~ 200 million stars (Andrae et al. 2018). This all-sky sample does not reach the depth reached by *Pristine* but remains very valuable to extend the work presented here to the full MW sky.

Pristine survey is historically tied to the SDSS footprint that does not include lines of sight towards the inner Galaxy and therefore misses structures at small Galactocentric distances.

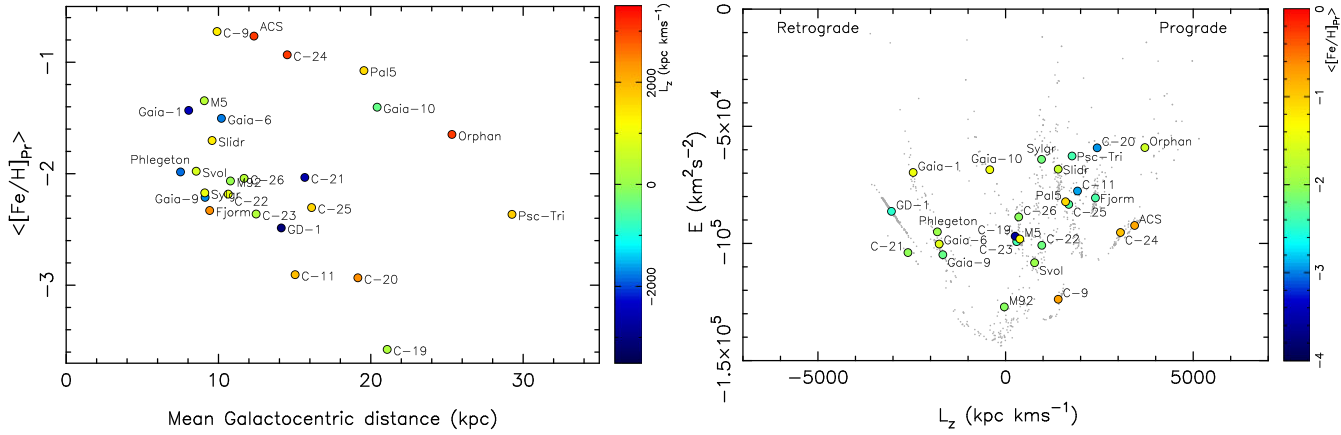


Figure 29. Global properties of the 26 studied streams. *Left-hand panel:* The average *Pristine* metallicity ($\langle [Fe/H]_{Pr} \rangle$) of the streams, compared to the mean Galactocentric distance of the stars in a stream’s sample, as determined from the *STREAMFINDER* orbital solution of every individual stream star. The streams are colour coded by their mean angular momentum along the direction perpendicular to the MW plane (L_z). *Right-hand panel:* Distribution of stream stars in the energy–angular momentum (E, L_z) plane. Here as well, each stream is assigned the average E and L_z from the *STREAMFINDER* orbital solutions of their members.

The synergetic combination of *STREAMFINDER* and *Pristine* to discover the MW structures with the most extreme metallicities reveals their past progenitors that have no current counterparts. Together, these two projects contribute to unveiling the complex puzzle of the assembly of the MW halo, bearing out the promises of the *Gaia* mission.

ACKNOWLEDGEMENTS

We are indebted to the referee, Ting Li, for pointing out that the Gaia-10 stream was in fact a re-discovery of the 300S stream. We gratefully thank the CFHT staff for performing the *Pristine* observations in queue mode, for their reactivity in adapting the schedule, and for answering our questions during the data-reduction process. We are also grateful to the High Performance Computing centre of the Université de Strasbourg and its staff for a very generous time allocation and for their support over the development of this project.

NFM, RI, ZY, AA, VH, and GK gratefully acknowledge support from the French National Research Agency (ANR) funded project ‘Pristine’ (ANR-18-CE31-0017) along with funding from CNRS/INSU through the Programme National Galaxies et Cosmologie and through the CNRS grant PICS07708 and from the European Research Council (ERC) under the European Unions Horizon 2020 research and innovation programme (grant agreement number 834148). ES acknowledges funding through VIDI grant ‘Pushing Galactic Archaeology to its limits’ (with project number VI.Vidi.193.093) which is funded by the Dutch Research Council (NWO). MB acknowledges the financial support to this research by INAF, through the Mainstream Grant 1.05.01.86.22 assigned to the project ‘Chemo-dynamics of globular clusters: the Gaia revolution’ (P.I. E. Pancino). DA acknowledges support from the ERC Starting Grant NEFERTITI H2020/808240. JIGH acknowledges financial support from the Spanish Ministry of Science and Innovation (MICINN) project PID2020-117493GB-I00 and also from the Spanish MICINN under 2013 Ramón y Cajal program RYC-2013-14875. We benefited from the International Space Science Institute (ISSI) in Bern, CH, thanks to the funding of the Team ‘Pristine’.

This work has made use of data from the European Space Agency (ESA) mission *Gaia* (<https://www.cosmos.esa.int/gaia>), processed by the *Gaia* Data Processing and Analysis Consortium (DPAC,

<https://www.cosmos.esa.int/web/gaia/dpac/consortium>). Funding for the DPAC has been provided by national institutions, in particular the institutions participating in the *Gaia* Multilateral Agreement.

Based on observations obtained with MegaPrime/MegaCam, a joint project of CFHT and CEA/DAPNIA, at the Canada–France–Hawaii Telescope (CFHT) which is operated by the National Research Council (NRC) of Canada, the Institut National des Sciences de l’Univers of the Centre National de la Recherche Scientifique of France, and the University of Hawaii.

Funding for the Sloan Digital Sky Survey IV has been provided by the Alfred P. Sloan Foundation, the U.S. Department of Energy Office of Science, and the Participating Institutions. SDSS-IV acknowledges support and resources from the Center for High Performance Computing at the University of Utah. The SDSS website is www.sdss.org. SDSS-IV is managed by the Astrophysical Research Consortium for the Participating Institutions of the SDSS Collaboration including the Brazilian Participation Group, the Carnegie Institution for Science, Carnegie Mellon University, Center for Astrophysics | Harvard & Smithsonian, the Chilean Participation Group, the French Participation Group, Instituto de Astrofísica de Canarias, The Johns Hopkins University, Kavli Institute for the Physics and Mathematics of the Universe (IPMU) / University of Tokyo, the Korean Participation Group, Lawrence Berkeley National Laboratory, Leibniz Institut für Astrophysik Potsdam (AIP), Max-Planck-Institut für Astronomie (MPIA Heidelberg), Max-Planck-Institut für Astrophysik (MPA Garching), Max-Planck-Institut für Extraterrestrische Physik (MPE), National Astronomical Observatories of China, New Mexico State University, New York University, University of Notre Dame, Observatório Nacional / MCTI, The Ohio State University, Pennsylvania State University, Shanghai Astronomical Observatory, United Kingdom Participation Group, Universidad Nacional Autónoma de México, University of Arizona, University of Colorado Boulder, University of Oxford, University of Portsmouth, University of Utah, University of Virginia, University of Washington, University of Wisconsin, Vanderbilt University, and Yale University.

DATA AVAILABILITY

The data underlying this article will be shared on reasonable request to the corresponding author.

REFERENCES

- Aguado D. S. et al., 2019, *MNRAS*, 490, 2241
- An D., Beers T. C., 2021, *ApJ*, 907, 101
- Andrae R. et al., 2018, *A&A*, 616, A8
- Antoja T. et al., 2018, *Nature*, 561, 360
- Arentsen A. et al., 2020, *MNRAS*, 496, 4964
- Balbinot E., Cabrera-Ziri I., Lardo C., 2022, *MNRAS*, 515, 5802
- Banik N., Bovy J., Bertone G., Erkal D., de Boer T. J. L., 2021, *MNRAS*, 502, 2364
- Beasley M. A., Leaman R., Gallart C., Larsen S. S., Battaglia G., Monelli M., Pedreros M. H., 2019, *MNRAS*, 487, 1986
- Belokurov V. et al., 2007, *ApJ*, 658, 337
- Belokurov V., Sanders J. L., Fattahi A., Smith M. C., Deason A. J., Evans N. W., Grand R. J. J., 2020, *MNRAS*, 494, 3880
- Binney J., Tremaine S., 2008, *Galactic Dynamics: Second Edition*. Princeton Univ. Press, Princeton, NJ
- Blanton M. R. et al., 2017, *AJ*, 154, 28
- Bonaca A., Geha M., Kallivayalil N., 2012, *ApJ*, 760, L6
- Bonaca A., Hogg D. W., Price-Whelan A. M., Conroy C., 2019, *ApJ*, 880, 38
- Bonaca A. et al., 2020a, *ApJ*, 889, 70
- Bonaca A. et al., 2020b, *ApJ*, 892, L37
- Bonaca A. et al., 2021, *ApJ*, 909, L26
- Boulade O. et al., 2003, in Iye M., Moorwood A. F. M., eds, *Proc. SPIE Conf. Ser. Vol. 4841, Instrument Design and Performance for Optical/Infrared Ground-Based Telescopes*. SPIE, Bellingham, p. 72
- Bovy J., Bahmanyar A., Fritz T. K., Kallivayalil N., 2016, *ApJ*, 833, 31
- Carlberg R. G., Grillmair C. J., 2013, *ApJ*, 768, 171
- Carlberg R. G., Grillmair C. J., Hetherington N., 2012, *ApJ*, 760, 75
- Carretta E., Bragaglia A., Gratton R., D’Orazi V., Lucatello S., 2009, *A&A*, 508, 695
- Chiti A., Frebel A., Mardini M. K., Daniel T. W., Ou X., Uvarova A. V., 2021, *ApJS*, 254, 31
- Christlieb N. et al., 2019, *The Messenger*, 175, 26
- Dalton G. et al., 2018, in Evans C. J., Simard L., Takami H., eds, *Proc. SPIE Conf. Ser. Vol. 10702, Ground-Based and Airborne Instrumentation for Astronomy VII*. SPIE, Bellingham, p. 107021B
- Erkal D. et al., 2019, *MNRAS*, 487, 2685
- Fernández-Alvar E., Tissera P. B., Carigi L., Schuster W. J., Beers T. C., Belokurov V. A., 2019, *MNRAS*, 485, 1745
- Fernández-Alvar E. et al., 2021, *MNRAS*, 508, 1509
- Freeman K., Bland-Hawthorn J., 2002, *ARA&A*, 40, 487
- Gaia Collaboration, 2016, *A&A*, 595, A1
- Gaia Collaboration, 2018, *A&A*, 616, A1
- Gaia Collaboration, 2021, *A&A*, 649, A1
- Grillmair C. J., 2009, *ApJ*, 693, 1118
- Grillmair C. J., 2019, *ApJ*, 884, 174
- Grillmair C. J., Dionatos O., 2006a, *ApJ*, 641, L37
- Grillmair C. J., Dionatos O., 2006b, *ApJ*, 643, L17
- Harris W. E., 1996, *AJ*, 112, 1487
- Haywood M., Di Matteo P., Lehnert M. D., Snaith O., Khoperskov S., Gómez A., 2018, *ApJ*, 863, 113
- Helmi A., Babusiaux C., Koppelman H. H., Massari D., Veljanoski J., Brown A. G. A., 2018, *Nature*, 563, 85
- Helmi A. et al., 2019, *The Messenger*, 175, 23
- Hogg D. W. et al., 2016, *ApJ*, 833, 262
- Ibata R. A., Lewis G. F., Martin N. F., 2016, *ApJ*, 819, 1
- Ibata R. A. et al., 2017, *ApJ*, 848, 129
- Ibata R. A., Malhan K., Martin N. F., Starkenburg E., 2018, *ApJ*, 865, 85
- Ibata R. A., Malhan K., Martin N. F., 2019, *ApJ*, 872, 152
- Ibata R., Thomas G., Famaey B., Malhan K., Martin N., Monari G., 2020, *ApJ*, 891, 161
- Ibata R. et al., 2021, *ApJ*, 914, 123
- Ishigaki M. N., Hwang N., Chiba M., Aoki W., 2016, *ApJ*, 823, 157
- Ivezić Ž. et al., 2008, *ApJ*, 684, 287
- Ji A. P. et al., 2020, *AJ*, 160, 181
- Johnston K. V., Sigurdsson S., Hernquist L., 1999, *MNRAS*, 302, 771
- Koch A., Côté P., 2017, *A&A*, 601, A41
- Koposov S. E., Rix H.-W., Hogg D. W., 2010, *ApJ*, 712, 260
- Koposov S. E. et al., 2019, *MNRAS*, 485, 4726
- Kruijssen J. M. D., 2019, *MNRAS*, 486, L20
- Laporte C. F. P., Belokurov V., Koposov S. E., Smith M. C., Hill V., 2020, *MNRAS*, 492, L61
- Larsen S. S., Romanowsky A. J., Brodie J. P., Wasserman A., 2020, *Science*, 370, 970
- Li T. S. et al., 2018, *ApJ*, 866, 22
- Li T. S. et al., 2022, *ApJ*, 928, 30
- Longeard N. et al., 2018, *MNRAS*, 480, 2609
- Longeard N. et al., 2021, *MNRAS*, 516, 2348
- Mackey A. D., van den Bergh S., 2005, *MNRAS*, 360, 631
- Majewski S. R. et al., 2017, *AJ*, 154, 94
- Malhan K., Ibata R. A., 2019, *MNRAS*, 486, 2995
- Malhan K., Ibata R. A., Martin N. F., 2018, *MNRAS*, 481, 3442
- Malhan K., Ibata R. A., Carlberg R. G., Valluri M., Freese K., 2019a, *ApJ*, 881, 106
- Malhan K., Ibata R. A., Carlberg R. G., Bellazzini M., Famaey B., Martin N. F., 2019b, *ApJ*, 886, L7
- Malhan K. et al., 2022, *ApJ*, 926, 107
- Martell S. L. et al., 2017, *MNRAS*, 465, 3203
- Martin C., Carlin J. L., Newberg H. J., Grillmair C., 2013, *ApJ*, 765, L39
- Martin N. F. et al., 2022, *Nature*, 601, 45
- Myeong G. C., Evans N. W., Belokurov V., Sanders J. L., Koposov S. E., 2018, *MNRAS*, 478, 5449
- Myeong G. C., Vasiliev E., Iorio G., Evans N. W., Belokurov V., 2019, *MNRAS*, 488, 1235
- Odenkirchen M. et al., 2001, *ApJ*, 548, L165
- Onken C. A. et al., 2019, *Publ. Astron. Soc. Aust.*, 36, e033
- Palau C. G., Miralda-Escudé J., 2019, *MNRAS*, 488, 1535
- Pearson S., Price-Whelan A. M., Johnston K. V., 2017, *Nat. Astron.*, 1, 633
- Price-Whelan A. M., Bonaca A., 2018, *ApJ*, 863, L20
- Ramos P., Antoja T., Mateu C., Anders F., Laporte C. F. P., Carballo-Bello J. A., Famaey B., Ibata R., 2021, *A&A*, 646, A99
- Recio-Blanco A., Fernández-Alvar E., de Laverny P., Antoja T., Helmi A., Crida A., 2021, *A&A*, 648, A108
- Rockosi C. M. et al., 2002, *AJ*, 124, 349
- Roederer I. U., Gnedin O. Y., 2019, *ApJ*, 883, 84
- Shelton S. et al., 2021, *ApJS*, submitted, preprint ([arXiv:2102.07257](https://arxiv.org/abs/2102.07257))
- Simon J. D. et al., 2011, *ApJ*, 733, 46
- Slater C. T. et al., 2014, *ApJ*, 791, 9
- Sollima A., 2020, *MNRAS*, 495, 2222
- Starkenburg E. et al., 2017, *MNRAS*, 471, 2587
- Steinmetz M. et al., 2006, *AJ*, 132, 1645
- Thomas G. F., Ibata R., Famaey B., Martin N. F., Lewis G. F., 2016, *MNRAS*, 460, 2711
- Thomas G. F. et al., 2019, *ApJ*, 886, 10
- Thomas G. F. et al., 2020, *ApJ*, 902, 89
- Venn K. A., Irwin M., Shetrone M. D., Tout C. A., Hill V., Tolstoy E., 2004, *AJ*, 128, 1177
- Venn K. A. et al., 2020, *MNRAS*, 492, 3241
- Wan Z. et al., 2020, *Nature*, 583, 768
- Willman B., Strader J., 2012, *AJ*, 144, 76
- Yanny B. et al., 2009, *AJ*, 137, 4377
- Youakim K. et al., 2017, *MNRAS*, 472, 2963
- Youakim K. et al., 2020, *MNRAS*, 492, 4986
- Yuan Z. et al., 2020a, *ApJ*, 891, 39
- Yuan Z., Chang J., Beers T. C., Huang Y., 2020b, *ApJ*, 898, L37
- Yuan Z. et al., 2022, *ApJ*, 930, 103

SUPPORTING INFORMATION

Supplementary data are available at [MNRAS](#) online.

Figure S1 PDFs of the mean ($\langle[\text{Fe}/\text{H}]\rangle$) and dispersion ($\sigma[\text{Fe}/\text{H}]$) of the metallicity distributions shown in Figs 2–27 obtained through forward modelling (see text for details).

Please note: Oxford University Press is not responsible for the content or functionality of any supporting materials supplied by the authors.

Any queries (other than missing material) should be directed to the corresponding author for the article.

This paper has been typeset from a $\text{\TeX}/\text{\LaTeX}$ file prepared by the author.