



ALMA MATER STUDIORUM
UNIVERSITÀ DI BOLOGNA

ARCHIVIO ISTITUZIONALE DELLA RICERCA

Alma Mater Studiorum Università di Bologna Archivio istituzionale della ricerca

The thin line between tradition and well-being: Consumer responds to health and typicality attributes for dry-cured ham

This is the final peer-reviewed author's accepted manuscript (postprint) of the following publication:

Published Version:

Di Vita Giuseppe., Maesano Giulia., Zanchini Raffaele., Barbieri Cinzia, Spina Daniela., Caracciolo Francesco., et al. (2022). The thin line between tradition and well-being: Consumer responds to health and typicality attributes for dry-cured ham. JOURNAL OF CLEANER PRODUCTION, 364, 1-10 [10.1016/j.jclepro.2022.132680].

Availability:

This version is available at: <https://hdl.handle.net/11585/945146> since: 2024-04-30

Published:

DOI: <http://doi.org/10.1016/j.jclepro.2022.132680>

Terms of use:

Some rights reserved. The terms and conditions for the reuse of this version of the manuscript are specified in the publishing policy. For all terms of use and more information see the publisher's website.

This item was downloaded from IRIS Università di Bologna (<https://cris.unibo.it/>).
When citing, please refer to the published version.

(Article begins on next page)

THE THIN LINE BETWEEN TRADITION AND WELL-BEING: CONSUMER RESPONDS TO HEALTH AND TYPICALITY ATTRIBUTES FOR DRY-CURED HAM

**Giuseppe Di Vita ^a, Giulia Maesano ^b, Raffaele Zanchini ^{a,*}, Barbieri Cinzia ^a, Daniela Spina^b,
Francesco Caracciolo ^c, Mario D'Amico ^b**

^a *Department of Agricultural, Forest and Food Science (DISAFA), University of Turin, Grugliasco, Italy;*

^b *Department of Agriculture, Food and Environment (Di3A), University of Catania, Catania, Italy*

^c *Department of Agriculture, University of Naples Federico II, Portici, Italy;*

Authors and Corresponding Author

Giuseppe DI VITA Associate Professor at the Department of Agricultural, Forest and Food Science (DISAFA), University of Turin, Largo Braccini, 2, 10095 Grugliasco, Torino, Italy: giuseppe.divita@unito.it

Giulia MAESANO Research Fellow at the Department of Agriculture, Food and Environment (Di3A), University of Catania, Via S. Sofia 98-100, 95123 Catania, Italy: giuliamaesano@hotmail.it

***Raffaele ZANCHINI** Ph.D Student at the Department of Agricultural, Forest and Food Science (DISAFA), University of Turin, Largo Braccini, 2, 10095 Grugliasco, Torino, Italy: raffaele.zanchini@unito.it

Cinzia BARBIERI Researcher at the Department of Agricultural, Forest and Food Science (DISAFA), University of Turin, Largo Braccini, 2, 10095 Grugliasco, Torino, Italy: cinzia.barbieri@unito.it

Daniela SPINA Research Fellow at the Department of Agriculture, Food and Environment (Di3A), University of Catania, Via S. Sofia 98-100, 95123 Catania, Italy: danispina@gmail.com

Francesco CARACCILO Associate Professor at the Department of Agriculture, University of Naples Federico II, Via Università 1000, 80055, Portici, Napoli, Italy: francesco.caracciolo@unina.it

Mario D'AMICO Full Professor at the Department of Agriculture, Food and Environment (Di3A), University of Catania, Via S. Sofia 98-100, 95123 Catania, Italy: mario.damico@unict.it

THE THIN LINE BETWEEN TRADITION AND WELL-BEING: CONSUMER RESPONDS TO HEALTH AND TYPICALITY ATTRIBUTES FOR DRY-CURED HAM

1. Introduction

Consumers generally perceive traditional foods as high-quality products, but at the same time, they are increasingly looking for healthier, more nutritious, and affordable products (Azzini et al., 2018; Guiné, et al., 2021). The trend to innovate has also made its way to “traditional” products, such as dry-cured ham, which is prepared using a long-established method (Azzini et al., 2018; Rabadan, 2021). Italian dry cured ham, long recognized for its taste and production technique, is currently adapting its processes to match novel consumer expectations (Kühne, et al., 2010), just as the entire meat sector has done for years (Verbeke, et al., 2010; Miller, 2020; Gaspar et al., 2022).

Consumer meat product preferences worldwide have shifted consumption patterns (Neff et al., 2018; Cheah et al., 2020; García-Gudiño, et al., 2021) and are causing the meat industry to innovate. For dry-cured hams, the demands are many and often at odds: healthy, traditional (e.g., PDO-certified), flavourful, reduced in fat and salt, and reduced or free of additives (Font-i-Furnols and Guerrero, 2014; de Andrade et al., 2018)

Additive compounds, which produce many of these preferred sensory features, have displayed harmful health effects and negatively influenced consumer choice (Merlino et al, 2018; Di Vita et al., 2022). Nitrites, nitrates, and sodium chloride have all been linked to negative health effects (Sebranek and Bacus, 2007; Flores and Toldrá, 2021). Salt (NaCl), which is particularly high in cured ham (Matthews and Strong, 2005), is known to cause hypertension and linked to cardiovascular disorders (Kameník, et al., 2017). All three of these additives, despite recommendations that they be limited for a healthy diet, are indeed currently contained—at varying levels—in dry-cured hams, even those having Protected by Designation of Origin (PDO) certification (Martuscelli, et al., 2015.).

1.1 Study background, objective and research questions

Within this context, several factors that drive consumer meat quality expectations have yet to be fully identified and ranked, let alone their interrelationships explored. Furthermore, consumer acceptance for innovation in traditional products, such as Italian dry-cured hams, remains largely unexplored (Mancini and Consiglieri, 2016). Technological innovations have been tested in several traditional agro-food products (Grunert et al., 2011; Guiné, et al., 2021; Carlucci et al., 2022), but scant attention has been paid to consumption of those innovative products linked to traditional production and human health. This has made some consumers sceptical of traditional product innovation when it is linked strictly to health characteristics.

The need to preserve tradition during rising demand for healthier cured meat products prompted us to explore the relationship between health-related attributes and the typicality of traditional dry-cured ham. Our underlying question asks whether a perception change in some attributes (such as nitrate-free, low salt content, or quality) leads to a rank ordering of PDO dry-cured ham preferences.

This study aims to provide empirical evidence on how the cured meat PDO certification could evolve to meet consumer preferences to safeguard their health. To this end, a ranking conjoint analysis based on a linear assumption may help to assess the trade-off between traditional and health attributes to inform product innovation to meet consumption pattern changes. This method is a useful marketing tool based on random utility theory (Roe et al., 1996) belonging to multi attribute evaluation methods (Popovic et al., 2018)

The objectives emerging from this study background are the following: measure consumer attitudes toward cured ham in terms of utility for geographical indication and healthy attributes; determine if a convergence exists between homogeneous consumer groups; identify any socio-demographic characteristics associated with the quality attributes considered. Three questions frame this research:

1. Is there a hierarchy to consumer preferences among the attributes investigated?
2. Which is the more important attribute: labelled geographic indication, healthiness, or price?
3. Are there well-established market niches for low-salt and -nitrate traditional dry-cured ham?

Relative to previous approaches (de-Magistris and Gracia, 2016), this study is novel as it incrementally and jointly evaluates different consumer preference claims. The conjoint analysis-based methodology also allows evaluation of the trade-off and relative importance between health attributes (salt and nitrites) and traditional (origin) (Di Vita et al., 2021a). This novelty extends current knowledge by permitting different claims, some related to different attributes, to be evaluated in a multi-claim milieu. In particular, insights will afford practical evidence about the relevance of labelled dry-cured ham together with recommendations for specific action to stimulate strategic marketing actions.

2. Literature Background

As expected, consumer attitudes and preferences that influence their expectations for cured hams quality (Balogh, et al., 2016; Garavaglia, and Mariani, 2017). Overall opinions are quite heterogeneous and vary on psychological, sensory factors and quality standards (Caracciolo, et al., 2010; Gaspar et al., 2022). Existing literature specifies the major consumer preference attributes: salt content (Petit et al., 2019; Schivazappa and Virgili, 2020), nitrite and nitrate content (Aoki et al., 2010; Hung et al., 2016a;), fat content (Ventanas, et al., 2007; Merlino et al., 2018), place of origin

(Garavaglia and Mariani, 2017; Merlino et al., 2018), price (Mesías et al., 2009; Gaspar et al., 2022) Finally also socio-demographic features in dry cured ham preferences were analysed (Resano et al., 2012; Mendoza et al., 2014).

2.1 Nitrites and nitrates

The effects of nitrite chemistry on cured product properties have not been exhaustively studied. Unsettled issues related to consumer perceptions of quality and safety (Sebranek and Bacus, 2007; Shan et al., 2016; Petit, 2019; Flores, and Toldrá, 2021) are relevant to the dry-cured ham seasoning process. The sodium and potassium nitrite and nitrate salts used not only enhance meat colour and flavour, but also limit microbial activity (Sindelar and Milkowski, 2012; Mortensen et al., 2017). These positive nitrite effects and consumer trends must both be considered because their interaction is complex as borne out in the following studies.

In 2010, Aoki et al., reported that consumers had a negative opinion of sodium nitrite regardless of a full exploration of its effects. The study found most consumers chose nitrite-free ham over ham containing nitrites. However, once informed of the positive flavour imbued by nitrites, many experimental participants opted for the ham containing nitrites. Furthermore, when consumers were provided a free ham sandwich, they were less affected by the health risk information linked to nitrites (Aoki et al., 2010). Dangerous risks to human health from these compounds has created a negative awareness of chemical additives (Hung et al., 2016a; Hung et al., 2016b). Hung and Verbeke (2018) also demonstrated that meat products with lower nitrite levels are recognized by consumers in terms of sensory aspects. A recent study of processed meats and consumer preferences found that nitrite content was deemed the second most important attribute in cured meats (Di Vita et al., 2019a). Di Vita et al. (2019b) also underlined the rising preference for reduced additives in salami and corroborated the growing consumer focus on health-promoting products (Hung et al., 2016a).

Consumer dislike of added nitrites arises from a limited understanding of nitrite use in meat products. However, consumers do agree that substituting nitrites with phytochemical-containing additives is preferable because they are perceived as natural and healthy (Hung et al., 2016a). In fact, Sindelar et al. (2007) showed that substituting powdered vegetable juice for nitrites in cured ham can produce sensory qualities similar to those of traditional ones. Furthermore, when compared with other additives, nitrite reduction is difficult given their multiple functions (Hung et al., 2016a). However, innovation in the production and curing practices of processed meats has led to a gradual reduction in the levels of nitrites used (Sebranek and Bacus, 2007). As the demand for additive reduction grows, it may represent a differentiation strategy for the processed meat industry (Toldrá and Reig, 2011).

2.2 Salt content

The fact that exaggerated sodium consumption can increase the risk of hypertension (Law, 1997) has resulted in the exploration of consumer acceptance and preference for cured meats with low salt content (Desmond, 2006). Consumers, women in particular (Guàrdia et al., 2006; Morales et al., 2013), have shaped the strong preference for lower sodium or “clean-labelled” foods, such as those without additives (Petit et al., 2019). However, trending preferences are not always straightforward. For example, higher product expectations are generated for those containing lower sodium than for those of higher salt content (Hersleth et al., 2011; Schivazappa and Virgili, 2020). The sensory differences linked to changes in salt content are well documented (Andres et al., 2004; Benedini et al., 2012; Škrlep et al. 2016). Butchers clearly state that a salty taste is one of the principal factors affecting consumer purchase decisions today (Morales et al., 2008). Kim et al. (2021) found that a reduction in salt content may actually negatively affect taste expectations for meat products.

From the marketing perspective, while lower salt improves the nutritional profile of raw ham, consumers also show an increasing acceptance for its inclusion (Schivazappa and Virgili, 2020). Labels indicating reduced salt in meat products seem to have either limited relevance (de Almeida et al., 2017), or none in the case of cured ham (De Magistris et al., 2021). Consequently, consumer preferences for reduced salt content need further exploration and evaluation.

2.3. Geographical Indications and Origin designation

Consumer behaviour and preference for PDO-labelled and traditional cured meat products has been deeply investigated (Balogh et al., 2016, Garavaglia and Mariani, 2017; Czine et al., 2020). Evidence shows that product Geographical Indications, significantly influence consumer assessment of meat products (Merlino et al., 2018). Information on geographic origin is used by consumers to identify the product and evaluate its quality (Merlino et al., 2018). Interest in PDO- and PGI-labelled products lies in the belief that these products are of higher quality (Verbeke et al., 2012) with higher nutritional and organoleptic qualities (Resano et al. 2007; Carpenter and Larceneux, 2008). Different certifications garner varying levels of recognition, especially in the Mediterranean region where a long tradition of food culture, specific agri-food policy, and geographic indication reigns (Becker, 2009). In this region, the PDO label receives greater recognition than does the PGI label (Loureiro and McCluskey, 2000; Teuber, 2011). Designation of origin can influence food product sensory perceptions as well (Savelli et al., 2020). Studies have documented consumer preferences for specific sensory attributes in PDO and PGI products, such as ham (Resano et al., 2007) and meat (Guerrero et al., 2014).

Tradition is key when buying a PDO or PGI meat product (Balogh et al., 2016). In fact, origin designation is the sentinel indicator for meat quality (Mesías et al., 2005). Studies of consumer preferences for the country of origin of meat generally confirm that consumers prefer domestic meat over imported meat (Font i Furnols et al., 2011; Du Plessis and du Rand, 2012; Realini et al., 2013). In general, country of origin has greater relevance for products coming from more developed countries (Verlegh and Steenkamp, 1999). Cicia and Colantuoni (2010) reported that willingness-to-pay (WTP) estimates vary depending on several characteristics: base price, meat type, food safety, and country of origin. Estimates of WTP also vary by country in which the analysis is performed and the methodology of the estimation analysis (Cicia and Colantuoni, 2010). Even though a PDO label is a quality stamp (Van Ittersum et al., 2007), it means more if the origin is considered to be of good reputation and geographically close to consumers (Resano et al. 2010). Raw hams with PDO labels are linked to a positive utility and higher WTP estimates in consumers. Territorial differences, based on consumer location, also affect consumer WTP (Garavaglia and Mariani, 2017). Furthermore, the attitude of consumers regarding certified PDO products positively affects their willingness to pay a premium price (Van Ittersum et al., 2007). Consumer attitudes toward raw ham in Spain was found to be positive and capable of leading to a higher WTP for certified PDO ham (Ciglia et al., 2006). Consumer preferences for geographical indication and country of origin labelling are not always consistent. Hersleth et al (2011) found no influence from origin on consumer satisfaction. The authors found that ham origin information was useful to consumers, it was irrelevant compared with salt content information. Similarly, butchers have stated (Morales et al. 2008), and Loureiro and Umberger (2003) have found, that among quality attributes in beef products, product geographical origin labelling is not an important element to consumers. Consequently, geographic indications are considered inherently linked to signs of quality and safety mostly in their area of origin.

2.4 Price

Consumer attitudes toward meat purchases are influenced by several extrinsic factors including price (Resurreccion, 2004; Di Vita et al., 2022). While price does influence quality expectations positively (Acebrón and Dopico, 2000), its use as an actual quality indicator is mixed (Becker, et al., 2000).

The role of price in fresh and cured meat consumer preferences is often related to consumer socio-demographic characteristics (Font i Furnols et al., 2011; Reicks et al., 2011).

Verbeke and Viaene, (1999) reported that price does not influence the perception of meat generally; rather, it affects the perceived quality, freshness, sensory, and health attributes of the meat. Price was found to be less relevant than other attributes, such as country of origin and feeding system (in lamb and beef), although low pricing is a principal factor for some consumers (Font i Furnols et al., 2011;

Realini et al., 2013). For lamb consumption, price ranks as the main attribute when compared with traceability, safety, and origin (Mesías et al. 2005; du Plessis and du Rand, 2012). Price was confirmed as more important than origin and production system for lamb products by Bernabéu and Tendero, (2005).

In general, the expectations linked to higher pricing leads consumers to a greater appreciation of hams (Hersleth et al., 2011). One segment of the market (Sasaki and Mitsumoto, 2004) consistently holds the perception that a trade-off exists between price and quality. There is another segment of consumers who use price as a sign of quality, then tend to match preferences to an intermediate price (Mesias et al., 2009; Morales et al., 2013). Finally, there are consumers for whom price becomes a demand-limiting factor (Iberian cured ham); in this case, consumption is for special occasions only (Gaspar et al., 2022).

2.5 Socio-demographic characteristics

Significant links between attribute and socio-demographic characteristics have been revealed in meat products (Mendoza, et al., 2014; Arnaudova et al., 2022). Among these consumer characteristics, gender and income level must be considered for meat products. Health attitudes, consumption habits, and consumption frequency all affect WTP for such products (Di Vita et al., 2022), especially for price-sensitive young and low-income consumers. Older consumers with higher incomes accept dry-cured ham pricing more easily (Resano et al., 2009; Resano et al., 2012). As level of education trends with income, it is not unexpected that more educated dry-cured ham consumers are more tolerant of price (Resano et al., 2011). Consumers with higher incomes and women report higher satisfaction from dry-cured ham due to its perceived healthy attributes (Resano et al., 2011).

As for gender influences, women overall prefer products with healthy attributes more than men (Kiefer et al., 2005). Furthermore, males are less aware of the health characteristics of pork than are female consumers (McCarthy et al., 2004). It is not surprising that females show preferences for low-content sodium meat products as compared to men (Guardia et al., 2006) and supports work by Mendoza, et al. (2014) in which male consumers reported being unaffected by health problems consequent to meat product salt content.

Links between high income and healthy behaviours, such as not smoking, are not uncommon. The choice to follow a healthy diet, although personal attitudes toward safeguarding one's health plays a more important role in preferences than does income level (Moorman and Matulich, 1993). Nonetheless, higher-income consumers tend to be more health conscious (Petrovici and Ritson, 2006) and more willing to pay more for and to choose healthier products than those with lesser incomes.

Education level is also linked to healthy choices. Mendoza et al. (2014) found that more educated consumers are less affected by health problems related to high salt foods than those with lower education. Raw ham consumption frequency has been linked to greater overall satisfaction (Resano et al., 2011).

On the contrary, Schivazappa and Virgili (2020) did not find any differences due to socio-demographic characteristics or ham consumption frequency. The differences among consumer segments are not always ascribable to socio-demographic characteristics. Rather, they seem connected to consumer habits, as preferences are influenced by dietary patterns.

3. Methodology

3.1 Data collection

Trained researchers collected data for the study in Catania, Sicily, using a survey in face-to-face interviews. The questionnaire was developed by a focus group to reveal the most desirable characteristics of dry-cured ham and to confirm consumer attitudes for healthy and PDO product attributes. The focus group, comprised of invited experts, academicians, food technologists, and entrepreneurs, selected the main variables, attributes, and attribute levels in the survey. The group also helped to generate the final questionnaire consisting of three main sections: general characteristics of dry-cured ham consumption; conjoint experiment and sample socio-demographics. Data were collected in the retail area of Catania with individuals who consumed processed meat habitually (defined as at least once per week). The survey method used random walk recruitment to collect a convenient sample (Zanchini et al., 2022). Although this sampling approach has been applied extensively in consumer analysis and the validity of the results is accepted, the outcomes should be interpreted carefully since the possibility of making inference into the general population is low (Sama et al., 2019; Testa et al., 2019; Migliore et al., 2020). A total of 478 valid questionnaires were completed whose characteristics of interviewees are shown in Table 1. Various age groups were distinguished using Brodahl and Carpenter (2011) classification: Millennials (born between 1982 and 2000, Generation X (born between 1961 and 1981), and Older generation (born before 1961, including both the Baby Boomer and Silent generation).

Table 1. Descriptive statistics of the sample (n = 478).

Variables	Categories	Frequency	Percent
Gender	Male	253	52.93
	Female	225	47.07
Age cohort	Millennials	292	61.09
	Generation X	147	30.75
	Older Generations	39	8.16
Education	Elementary and middle schools	131	27.41
	High school	173	36.19
	Bachelor's/Master's	146	30.54
	Ph.D and Specialty	28	5.86
Monthly Income	Up to 1500€	228	47.70
	1501- 3000€	123	25.73
	>3000€	41	8.58
	No answer	86	17.99
Family members	1-2 persons	90	18.83
	3 persons	121	25.31
	4 persons	198	41.42
	>4 persons	69	14.44
Sport activity	No sport activity	270	56.49
	Regular sport activity	208	43.51
Consumption characteristics	Mean consumption 100g/week (sd)	1.60 (0.94)	
	Mean price €/100g (sd)	2.13 (0.99)	

3.2 Data analysis: Conjoint experiment

Conjoint analysis (CA) was employed to interpret the preference orientation of the sample as it providing several outputs, such as mean relative importance and estimated utility, for each attribute level (Annunziata et al., 2016). In addition, CA allows partworth utility pattern estimation, which represents the preferences of each respondent, information useful for clustering (Di Vita et al., 2021b). The method relies on the assumption that consumers attempt to maximize their utility by observing product characteristics and then ranking them by the most favourable combination of attribute levels (Novotorova et al., 2008). Effective data collection requires that no more than six attributes be shown to consumers. Four attributes were chosen to build this model because fewer than six is recommended for a conjoint experiment (McCullough, 2002) (Table 2).

Table 2. Attributes and attribute levels employed in the conjoint experiment.

Attributes	Attribute levels
Price	1.90; 2.80; 3.60 euros
Reduced salt content	No; Yes
Nitrites content	No; Yes
PDO	No; Yes

The ranking CA for this study used an ordinary least squares model. Such a model considers the coefficients obtained from conjoint or partworth utilities as marginal probabilities (Hauber et al., 2016). After the model framework is chosen, efficiency and consumer response efficiency issues must be addressed. We turned to an orthogonal design to optimize model efficiency and produce precise estimates and improved consumer response efficiency. Orthogonal design is considered efficient when the underlying model is linear (Bridges et al., 2011) as in this work. Orthogonal design, as opposed to full-factorial design, is also best for response efficiency, as it facilitates choice making by allowing fewer cards to be administered to consumers (Wong et al., 2004). Table 3 contains the conjoint profiles obtained by orthogonal design. Cards 1 to 3 are presented graphically (Figure 1).

Table 3. Conjoint profiles obtained from orthogonal design.

Option numbers	Price	Reduced salt content	Nitrites content	PDO
1	2.80	Yes	No	Yes
2	1.90	Yes	Yes	No
3	3.60	Yes	Yes	Yes
4	2.80	No	Yes	No
5	3.60	No	No	No
6	1.90	No	No	Yes
7	3.60	No	Yes	Yes
8	3.60	Yes	No	No

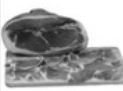
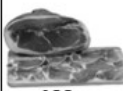



	1	2	3
Product 100 g			
	100 g	100 g	100 g
Reduced salt content	Reduced salt content	Reduced salt content	Reduced salt content
Nitrites content	Nitrites-free product		
PDO certification			
Price	2.80 €	1.90 €	3.60 €
Rank 1 to 9	<input type="text"/>	<input type="text"/>	<input type="text"/>

Figure 1. Example of conjoint cards adopted in the study

3.3 Data analysis: Clustering approach

A cluster analysis of individual consumer partworth utility patterns followed the conjoint experiment. The cluster analysis applied to utility patterns permitted consumers to be categorized based on their individual preferences (Annunziata et al., 2016). Ward's method was employed using the square Euclidean distance between objects (Di Vita et al., 2021b). The tool is useful for clustering because it minimises the sum of the square error to form groups with high-within-group homogeneity (Shan et al., 2017). Dunn's Index was used to determine a "best clusters solution", as it indicates cluster separation and internal coherence (Wajrock et al., 2008).

Following the cluster analysis, inferential tests were conducted to assess the presence of significant differences among the clusters. The first inferential test highlighted significant differences among cluster partworth attributes using one-way ANOVA (De Pelsmaecker et al., 2017). The second inferential statistic was the non-parametric chi-square test. It evaluated the null hypothesis of the random distribution of socio-demographic frequency among the clusters (Franke et al., 2012).

In summary, CA represents the first step for assessing trade-offs among attributes and their levels for consumers. To extend the conjoint, a cluster analysis is required that adopts the individual utility pattern as its source. Once clusters are obtained, inferential tests should be performed to assess if significant differences occurred.

All statistical analyses were performed using SPSS IBM STATISTICS 27 software, with the exception of the evaluation of the best cluster solution for which the R package NbClust was utilised (Charrad et al., 2014).

4. Results

4.1 Conjoint analysis

Conjoint analysis of the total sample (n = 478) was performed to obtain a general indication of the mean relative importance of the attributes and the utility generated by the different attributes (Table 4). Among the investigated attributes, nitrite content seemed to interest consumers the most, as evidenced by it having the highest mean relative importance value. The second most important attribute was price; similar values for low salt content and PDO certification ranked them as the third and fourth, respectively, most important attributes.

The results of the utility analysis for the entire sample shows that consumers prefer mid-priced products without excluding cheaper ones and that they perceive high-price products negatively. Among health-related attribute levels, positive utility arises from both low salt content and the absence of nitrates as both are positively perceived. Finally, despite PDO certification receiving less attention in the sample, the presence of the geographical indication has a positive estimated utility coefficient.

Table 4. Results of conjoint analysis (n=478).

Attributes	Levels	Utility Estimate	Mean relative importance
Price	1.90	0.054	26.478
	2.80	0.093	
	3.60	-0.147	
Reduced salt content	No	-0.544	21.682
	Yes	0.544	
Nitrites content	No	0.677	30.530
	Yes	-0.677	
PDO	No	-0.703	21.310
	Yes	0.703	
Constant		4.537	
Goodness of fit	Pearson's R	0.961 (0.000)	
	Kendall's Tau	0.786 (0.003)	

4.2 Cluster analysis

We combined a cluster analysis with CA to investigate whether differences in utility and mean relative importance of various attributes exist in different consumer groups. The analysis was performed on individual consumer utility patterns (Table 5.) The highest value of Dunn Index (0.2925) was obtained for the three cluster solution. Analysis of the attributes and their levels for consumers show a good differentiation among clusters. All attribute levels were significant among the groups based on ANOVA performed on the individual patterns of consumer utility. Then, the cluster analysis made it possible to associate socio-demographic and consumption characteristics with product attributes and attribute levels (Table 6). This approach provides a deeper understanding of consumer characteristics and the utility pattern distribution across different consumer categories. Several significant socio-demographic and behavioural differences among the groups were highlighted by the chi-square test for frequency analysis (Table 6).

Table 5. Results of hierarchical cluster analysis (n=478).

Attributes	Levels	Low-salt (LS) Cluster (n = 180)		Price-sensitive (PS) Cluster (n = 81)		Health/origin (HO) Cluster (n =217)	
		Utility Estimate	Mean relative importance	Utility Estimate	Mean relative importance	Utility Estimate	Mean relative importance
Price	1.90 ***	0.653		-1.483		0.131	
	2.80 ***	0.392	35.596	-0.266	57.041	-0.021	7.507
	3.60 ***	-1.044		1.749		-0.111	
Reduced salt content	No ***	-1.196		0.395		-0.354	
	Yes ***	1.196	34.800	-0.395	12.805	0.354	14.115
Nitrites content	No ***	-0.178		-0.531		1.838	
	Yes ***	0.178	13.433	0.531	14.623	-1.838	50.649
PDO	No ***	-0.514		-0.324		-1.001	
	Yes ***	0.514	16.171	0.324	15.532	1.001	27.729
Constant		4.761		4.063		4.528	
Goodness of fit	Pearson's R	0.900 (0.001)		0.989 (0.000)		0.996 (0.000)	
	Kendall's Tau	0.786 (0.003)		1.000 (0.000)		1.000 (0.000)	

*** P <0.01 according to one-way ANOVA test.

Low-salt (LS) Cluster. The cluster, identified by mean relative importance and coefficient values, pays particular attention to low salt content products, whereas the other health-related attribute (low nitrites) was of least importance to this group. In fact, low nitrite content always ranked as least important when comparisons were made between clusters. Price, the second most importance attribute to this cluster, showed these consumers are attracted by medium- and low-price products. Finally, the consumers in this cluster show positive utility for PDO-certified products, even if the average importance attributed is low relative to price and sodium content. The socio-demographics

of this group can be generally characterised as men with medium-high education levels and average incomes. Different family sizes are well represented in the cluster. Overall, consumers belonging to this cluster do not practise a sport regularly. Consumption habits are characterised by lowest-price purchasing, with a considerable perceived utility for hams in the low-medium price range.

High-price sensitive (PS) Cluster. These consumers attach enormous importance to price, and they consider it the sign of quality in expensive products. The low mean relative importance values indicates that this group views all attributes are of scarce or no importance to them, relative to price. Coefficient values indicate that they perceive low salt negatively, but the presence of nitrites is perceived as a positive. This consumer also seems to be sceptical of non-traditional products, as evidenced by the positive coefficient linked to PDO labelling.

Socio-demographically, both genders are represented. Education levels for the group are generally low, although their medium-high incomes allow them to afford higher-price products. In this group, family size classes are well distributed with a slightly higher prevalence of families comprised of more than four. Sports are practised the least by this cluster as compared to the others. Consumption habits for the families in this group show they rank lowest in the amount of product per member and pay the second-highest price. The price paid is consistent with the low importance they attach to certification or other features that can increase the price of the final product.

Health and typicality-conscious (HT) cluster. This cluster considers nitrite-free and PDO-labelled products to be of relatively average importance providing higher utility. Price is of little importance to this group, although a positive coefficient is attached to low-cost products. This value set suggests that these consumers prefer non-expensive products, but they are willing to purchase expensive products if they perceive the presence of other quality attributes. These value-conscious individuals look for quality at a good price and take advantage of promotions to make purchases. They are attentive to quality, and their consumption claims suggest they purchase higher quantities at higher prices relative to the other groups. Socio-demographically, this group is mostly female with more education and low income. The family unit for this group numbers four most often, which is reflected by a high weekly average ham consumption. Consumers who regularly practise sports are also concentrated in this group.

Table 6. Socio-demographic and consumption features of the clusters.

Variables	Categories	LS Cluster	PS Cluster	HT Cluster	chi-square statistic	p-value
Gender	Male	0.67	0.58	0.39	32.092	0.000
	Female	0.33	0.42	0.61		
Age cohort	Millennials	0.57	0.72	0.60	6.153	0.188
	Generation X	0.34	0.20	0.32		
	Older Generation	0.09	0.09	0.07		
Education	Elementary and middle schools	0.39	0.49	0.10	76.036	0.000
	High school	0.35	0.30	0.40		
	Bachelor's/Master's	0.24	0.16	0.41		
	Ph.D and Specialty	0.02	0.05	0.10		
Income	Up to 1500€	0.38	0.21	0.86	121.156	0.000
	1501- 3000€	0.44	0.56	0.14		
	>3000€	0.18	0.23	0.01		
Family members	1-2 persons	0.27	0.27	0.09	31.366	0.000
	3 persons	0.26	0.22	0.26		
	4 persons	0.38	0.32	0.48		
	>4 persons	0.09	0.19	0.17		
Sport activity	No sport activity	0.61	0.69	0.48	13.308	0.001
	Regular sport activity	0.39	0.31	0.52		
Consumption characteristics	Mean consumption 100g/week	1.51	1.44	1.74	4.297	0.014
	Mean price €/100g	1.86	2.09	2.37	13.941	0.000

Summarizing the results, cluster analysis allowed detection of three groups that differed in individual utility patterns and socio-demographic characteristics. One group is more attracted to low-sodium content, another is mainly driven by price, and the other group is interested in nitrite-free and PDO-labelled products. Table 7 provides a synthetic description of the consumer profiles for each of the three identified clusters.

Table 7. Consumer profiles of the three clusters.

	Low-sodium consumers	High-price sensitive consumers	Health and typicality-conscious consumers
Gender	MALE	-	FEMALE
Education	LOW	LOW	HIGH EDUCATION
Income	MEDIUM-LOW	MEDIUM-HIGH	LOW INCOME
Household	-	MORE THAN 4	4 MEMBERS
Consumption	-	LOW	HIGH
Sport activity	NO SPORT	-	SPORT

5. Discussion

This research confirmed our initial assumption that a consumer preference hierarchy exists for the various attributes of dry-cured ham. Our hypothesis was fully corroborated since each attribute, differentiated by level, appears differently correlated to potential healthiness. Our hypothesis that the PDO label ranked high in this hierarchy was shown to have less utility, despite being significant to one potential market segment. Overall, no consistent polarization was observed between a specific cluster and its related attributes. This outcome aligns with previous studies in which consumer preferences varied and clustered around different liking patterns (Resano et al., 2010; Guerrero et al., 2018). We can answer the first research question affirmatively because we found hierarchical dimensionality in consumer preferences among the investigated attributes. However, a trade-off among different attributes was not well defined. In fact, our work showed that health and origin are not unidirectional, attributes; rather, they tend to overlap in two of the three identified consumer groups.

Even though attributes carry different utilities for different consumers, our study answered the second research question by highlighting the importance of nitrite absence for consumers, the first positive-utility attribute. This result is consistent with empirical evidence that shows that the presence of nitrites tends to discourage cooked ham and salami purchases (Di Vita et al., 2019a; Hung et al., 2016b; Di Vita et al., 2019b). It also confirms the harmful opinion consumers have of chemical additives in cured meats (Hung et al., 2016a).

The role of price is quite controversial. For the many consumers not affected by the relevance of productive process and origin (high-price sensitive cluster), price ensures a higher quality. This confirms past studies, given price affects dry-cured ham consumers who considered it as a signal of product quality, whose utility grows as the price increases (Mesias et al., 2009). In fact, the literature shows that consumers' purchasing intention for processed meat is strongly influenced by price. (Font-i-Furnols and Guerrero, 2014; Di Vita et al., 2022).

As regards price level, on average, intermediate price was favoured. This result is consistent with previous finding whereby the consumer accords its preferences to dry-cured ham at intermediate prices (Morales et al., 2013). Likewise, despite high price registered a negative utility, it was the only preferred by high-end consumers. This result confirms the attitudes of some consumers who use price as a signal of product quality in their choice of ham, showing an increasing utility as price increases (Mesias et al., 2009).

The fact that the health/origin-conscious consumer cluster also chose low-cost, dry-cured ham indicated that there was stratification for different price utilities whose range resulted as equally important. Each price level (low, intermediate, and high) is demonstrated to be significant within specific consumer clusters, which suggests that price assumes different importance according to

consumer cluster (market segment). In any case, its role as a decisive factor that influences consumers choices is certain.

Our results aligned generally with what other authors have found for salt content and PDO attributes within the full sample model when mean relative importance was similar. For instance, it was also found that lower sodium salt levels generate higher expectations and positive utility (Hersleth et al., 2011; Schivazappa and Virgili, 2020), while in the case of PDO labelling, designation of origin certification is perceived as an important meat product quality sign that generates a positive utility for consumers (Garavaglia and Mariani, 2017).

The research question regarding the potential for market segmentation can be discussed because the study also considered the importance of socio-demographic characteristics and how they interrelated with specific dry-cured ham attributes and attribute levels. Gender, education and income levels, and family size were considered; each provided nuanced insight into potential market segments.

Despite the known appeal to men of dry-cured ham (Resano et al, 2011), our results showed gender overlap with respect to the importance both genders ascribed to healthy attributes. Thus, our findings only partially confirmed earlier empirical evidence. Indeed, female consumers dislike nitrites and attach moderate preference to the PDO label (HO cluster), implying that geographical origin and healthy attribute coexist in the minds of female consumers. It also highlights their greater awareness of and attention to healthier products, which agrees with previous work (Kiefer et al., 2005).

Another study on low-nitrate salami consumption showed that a large share of women not only preferred and consumed healthier meat products than men, but also were willing to pay a premium price (+20%) for such products (Di Vita et al., 2019b).

The men sampled for our study displayed their attitudes for healthy products through their interest in reduced salt meat products (LS cluster). Previously, highly positive attitudes for healthy diets and reduced-sodium meat products had only been described for women (Guardia et al., 2006; Predieri et al., 2020). This suggests that the profile of the male consumers in the study sample differed from that of the earlier research on pork and reduced salt cured meats consumption (McCarthy et al., 2004; Mendoza, et al, 2014). This last result could be due to the fact that even male consumers have progressively turn their attention to nutritional content of cured meats, becoming more aware of health risks deriving from additives or preservatives content like sodium.

Generally, more educated consumers accord more preference to healthy and PDO-labelled dry-cured hams. Most highly-educated consumers attribute more importance to nitrites. The importance of education level to cured meat consumption habits likely relates to a relationship found between education level and product knowledge (Ni Mhurchu et al., 2010). Our results aligned with previous studies, and in particular, with Mendoza et al. (2014), who showed that low-educated consumers are

the least engaged in health issues related to salt reduction. This study also revealed that only men and low-educated consumers consider price as a quality cue (PS cluster). This expected result is in line with studies reporting a price sensitivity that comes from a correlation between education level and income (Resano et al., 2011; Díaz-Caro et al. 2019).

Predictably, income level affects pricing preferences. Whereas low-income consumers view a low-priced ham as beneficial (PS cluster), medium- and high-income consumers consider price as a quality indicator. Freed from price as a constraint, their higher income level permit them to purchase based on their preference for low-sodium products (LS cluster). Our results are consistent with earlier findings, which showed that low- and middle-income consumers are more price-sensitive than others (Resano et al., 2012; Di Vita et al., 2019a). As previous studies have indicated, consumers with high income are more health conscious (Petrovici and Ritson, 2006; Nordström and Thunström, 2015) and can afford healthier options. Furthermore, high incomes are positively correlated to higher satisfaction for the health attributes in dry-cured ham (Clonan et al., 2016).

We also considered the effect that family size has on the relative importance of dry-cured ham attributes. Larger families primarily seek low-cost products, but also look at quality attributes, such as PDO certification and low nitrate levels (HO cluster). On the contrary, smaller families are willing to pay more for and attach greater importance to products that are priced higher (PS cluster) and nitrate-free (HO cluster). This finding is somewhat inconsistent with Resano et al. (2011), which found that family size correlates inversely with low-cost product preferences and that single households are more inclined to choose low-cost products as compared to multi-membered families (Scholderer and Grunert, 2005). Our result can be attributed to higher marginal cost, in terms of time, effort, and money, expended by a single-member family versus a larger family.

Another socio-demographic characteristic analysed for the sample population was sport activity level. Less active (no regular sports practise) consumers tend to prefer low-salt dry-cured ham, and use price as an indicator of quality, while active (regular sports practise) consumers prefer PDO-labelled and nitrate-free products. Our results agree with the general view that sports enthusiasts prefer healthier foods (Drescher et al., 2009), but they may also reveal the less-than-full awareness sport practitioners have of potential health risk attributes (salt content). This issue was foreshadowed in a study of active consumer perceptions toward salt and nitrates compounds (Di Vita et al., 2019b).

Higher quantities and higher-priced products are HO cluster consumption habits, who trend toward nitrate-free PDO products, possibly at lower prices. While this combination may carry contradiction, the low mean relative importance value assigned to the price attribute suggests that the importance assigned to price is minimal. Consumers in the HO cluster are not repelled by high quality products,

but they prefer to purchase these high-quality products at a low price (on offer if available). Finally, no significant effect was found for the age cohort.

6. Conclusion

The roles that health-risky additives (salt and nitrites) and long-held traditions (PDO certification) play in setting consumer utilities for dry-cured ham were evaluated in this study. Using a socio-demographic cluster approach on a convenience sample, we identified different consumer profiles related to dry-cured ham consumption. The main findings of the consumer profiles were uneven, and a scarcely-consistent polarisation between market segments and attributes was also noted.

For attribute price, we observed stratification of different price utilities as each price level becomes an opposing and relevant influence for all consumer clusters. In the case of consumers with low levels of education for whom price is used as a quality indicator, high price is their cue to purchase what they presume to high-quality dry-cured ham. Also revealed was the coexistence preference for PDO and healthy attributes in a consumer cluster, consisting of highly-educated consumers and women. Surprisingly, we discovered that even though low salt content is not strictly related to nitrites, it seems that consumers never associate the two, which suggests that no homogeneous market segment has comprehensive awareness of health. The study also made evident that there is a breakdown in the understanding of traditional food production processes (e.g., GIs) and the potential for health risks linked to additives. Any specification changes in PDO cured meats must be better aligned with consumer preferences. Our results suggest there is a need to innovate within the traditional cured meat industry, with an emphasis on reformulating additives used for generations. Finally, for the first time, an increasing attention toward healthy attributes was highlighted among male consumers.

6.1 Implications

This study paper delivers theoretical, marketing, and policy implications. Theoretical contributions to the existing literature include insights on the role that innovation plays in traditional PDO products. While price plays a marginal role in consumer choices, PDO certification remains relevant but not a top priority for health-related aspects. Consequently, the traditional production attribute, mediated by territorial claim differences (PDO), ranks between two nutrition claims that reshape and recast the claim hierarchy in a patchy way. Results also show that innovation to enhance the health aspects of cured meat products seems to be partially more important than the need to preserve the traditionality of product.

In terms of market implications, the outcomes show slight changes in consumption patterns of typical food product given the arising demand for healthier cured meat products. This makes it especially

important that consumer preferences be fully understood when innovation is strictly linked to the health characteristics of product, since consumers are not sceptics in accepting new formulation of the traditional product. In addition, the driving forces that influence the consumption of dry cured ham can be useful for a market segmentation and identify strategies and actions to translate these results into concrete and shared production policies.

Policy stakeholders can also benefit from the findings in this study. Consumer demand for healthier cured meats will require members of the consortium for dry-cured ham to revise their PDO production regulations and procedures. To improve product utility, producer associations could better differentiate products by enhancing food labels. Labelling can both improve consumer decision making and raise product safety utility, and it may result in market expansion and profitability. Innovation seems possible even for foods as traditional as Italian dry-cured ham, especially when the attributes to be modified are health related.

6.2 Limitations and Further Research

Several study limitations require discussion: nature of the survey, sample recruitment, and number of selected attributes. The survey may not reflect the average Italian population because the analysis was based on a consumer convenience sample. Future investigations would benefit from expansion of the experiment to other Italian and European regions. Second, sample recruitment carries its own constraints that suggest caution when broadening results to a larger population. The research would also benefit from the addition of more cured ham health attributes (e.g., low-fat content) to complete the consumer preference profile and hierarchy of attributes and attribute levels. Research is needed to determine if low salt content may influence consumer perceptions of raw ham quality. Further lines of research could be begun to address purchasing patterns related to other lifestyle and health concerns for processed meat. Finally, compounds for which some consumers are intolerant, like histamine found in sausages, raw, and cooked hams, should also be explored.

References

- Acebron, L. B., & Dopico, D. C. (2000). The importance of intrinsic and extrinsic cues to expected and experienced quality: an empirical application for beef. *Food quality and preference*, 11(3), 229-238.
- Andrés, A. I., Cava, R., Ventanas, J., Muriel, E., & Ruiz, J. (2004). Lipid oxidative changes throughout the ripening of dry-cured Iberian hams with different salt contents and processing conditions. *Food Chemistry*, 84(3), 375-381.
- Annunziata, A., Pomarici, E., Vecchio, R., & Mariani, A. (2016). Nutritional information and health warnings on wine labels: Exploring consumer interest and preferences. *Appetite*, 106, 58-69.
- Aoki, K., Shen, J., & Saijo, T. (2010). Consumer reaction to information on food additives: evidence from an eating experiment and a field survey. *Journal of Economic Behavior & Organization*, 73(3), 433-438.
- Arnauodova, M., Brunner, T. A., & Götze, F. (2022). Examination of students' willingness to change behaviour regarding meat consumption. *Meat Science*, 184, 1-12.
- Azzini, E., Maiani, G., Turrini, A., Intorre, F., Lo Feudo, G., Capone, R., ... & Polito, A. (2018). The health-nutrition dimension: a methodological approach to assess the nutritional sustainability of typical agro-food products and the Mediterranean diet. *Journal of the Science of Food and Agriculture*, 98(10), 3684-3705.
- Balogh, P., Békési, D., Gorton, M., Popp, J., & Lengyel, P. (2016). Consumer willingness to pay for traditional food products. *Food Policy*, 61, 176-184.
- Becker, T. C. (2009). European food quality policy: the importance of geographical indications, organic certification and food quality assurance schemes in European countries. *Estey Journal of International Law and Trade Policy*, 10(1753-2016-141183), 111-130.
- Becker, T., Benner, E., & Glitsch, K. (2000). Consumer perception of fresh meat quality in Germany. *British Food Journal*, 102(3), 246-266.
- Bedale, W., Sindelar, J. J., & Milkowski, A. L. (2016). Dietary nitrate and nitrite: Benefits, risks, and evolving perceptions. *Meat science*, 120, 85-92.
- Benedini, R., Parolari, G., Toscani, T., & Virgili, R. (2012). Sensory and texture properties of Italian typical dry-cured hams as related to maturation time and salt content. *Meat Science*, 90(2), 431-437.
- Bernabéu, R., & Tendero, A. (2005). Preference structure for lamb meat consumers. A Spanish case study. *Meat Science*, 71(3), 464-470.
- Bhana, N., Utter, J., & Eyles, H. (2018). Knowledge, attitudes and behaviours related to dietary salt intake in high-income countries: a systematic review. *Current nutrition reports*, 7(4), 183-197.
- Bridges, J. F., Hauber, A. B., Marshall, D., Lloyd, A., Prosser, L. A., Regier, D. A., Johnson R., & Mauskopf, J. (2011). Conjoint analysis applications in health—a checklist: a report of the ISPOR Good Research Practices for Conjoint Analysis Task Force. *Value in health*, 14(4), 403-413.
- Brosdahl, D. J., & Carpenter, J. M. (2011). Shopping orientations of US males: A generational cohort comparison. *Journal of retailing and consumer services*, 18(6), 548-554.
- Caracciolo, F., Cembalo, L., Cicia, G., & Del Giudice, T. (2010). European preferences for pork product and process attributes: a generalized random utility model for ranked outcome. *Proceedings in Food System Dynamics*, 161-173.

- Carlucci, D., Roselli, L., Giannoccaro, G., Cavallo, C., Del Giudice, T., Vecchio, R., ... & De Gennaro, B. C. (2022). Consumer acceptance of innovations in traditional foods: the case of extra-virgin olive oil. *British Food Journal*, ahead-of-print.
- Carpenter, M., & Larceneux, F. (2008). Label equity and the effectiveness of values-based labels: an experiment with two French Protected Geographic Indication labels. *International Journal of Consumer Studies*, 32(5), 499-507.
- Charrad, M., Ghazzali, N., Boiteau, V., & Niknafs, A. (2014). NbClust: an R package for determining the relevant number of clusters in a data set. *Journal of statistical software*, 61(1), 1-36.
- Cheah, I., Shimul, A. S., Liang, J., & Phau, I. (2020). Drivers and barriers toward reducing meat consumption. *Appetite*, 149, 1-9.
- Cicia, G., & Colantuoni, F. (2010). Willingness to pay for traceable meat attributes: a meta-analysis. *International Journal on Food System Dynamics*, 1(3), 252-263.
- Clonan, A., Roberts, K. E., & Holdsworth, M. (2016). Socioeconomic and demographic drivers of red and processed meat consumption: implications for health and environmental sustainability. *Proceedings of the Nutrition Society*, 75(3), 367-373.
- Czine, P., Török, Á., Pető, K., Horváth, P., & Balogh, P. (2020). The impact of the food labeling and other factors on consumer preferences using discrete choice modeling—The example of traditional pork sausage. *Nutrients*, 12(6), 1-18.
- de Almeida, M. A., Montes Villanueva, N. D., Saldaña, E., da Silva Pinto, J. S., & Contreras-Castillo, C. J. (2017). Are sensory attributes and acceptance influenced by nutritional and health claims of low-sodium salami? Preliminary study with Brazilian consumers. *Scientia Agropecuaria*, 8(4), 389-399.
- de Andrade, J. C., Nalerio, E. S., Giongo, C., de Barcellos, M. D., Ares, G., & Deliza, R. (2018). Consumer sensory and hedonic perception of sheep meat coppa under blind and informed conditions. *Meat science*, 137, 201-210.
- de-Magistris, T., & Gracia, A. (2016). Consumers' willingness to pay for light, organic and PDO cheese: An experimental auction approach. *British Food Journal*, 118(3), 560-571.
- De Pelsmaeker, S., Schouteten, J. J., Lagast, S., Dewettinck, K., & Gellynck, X. (2017). Is taste the key driver for consumer preference? A conjoint analysis study. *Food Quality and Preference*, 62, 323-331.
- Desmond, E. (2006). Reducing salt: A challenge for the meat industry. *Meat science*, 74(1), 188-196.
- Di Vita, G., Blanc, S., Brun, F., Bracco, S., & D'Amico, M. (2019a). Quality attributes and harmful components of cured meats: Exploring the attitudes of Italian consumers towards healthier cooked ham. *Meat science*, 155, 8-15.
- Di Vita, G., Blanc, S., Mancuso, T., Massaglia, S., La Via, G., & D'Amico, M. (2019b). Harmful compounds and willingness to buy for reduced-additives salami. An outlook on Italian consumers. *International journal of environmental research and public health*, 16(14), 1-9.
- Di Vita, G., Bracco, S., & D'Amico, M. (2017). Mapping the Italian cured meats' attributes: a qualitative approach. *Quality-Access to Success*, 18, 181-188.
- Di Vita, G., Zanchini, R., Falcone G., D'Amico, M., Brun, F., Gulisano, G (2021a). Local organic or protected? Detecting the role of different quality signals among Italian olive oil consumers through a hierarchical cluster analysis, *Journal of Cleaner Production*, 290, 1-12.

- Di Vita, G., Vecchio, R., Borrello, M., Zanchini, R., Maesano, G., Gulisano, G., Brun, F., & D'Amico, M. (2021b). Oh my darling clementine: heterogeneous preferences for sustainable citrus fruits. *Renewable Agriculture and Food Systems*, 1-12.
- Di Vita, G., Zanchini, R., Spina, D., Maesano, G., La Via, G., & D'Amico, M. (2022). Exploring purchasing determinants for a low fat content salami: are consumers willing to pay for an additional premium?. *Frontiers in Sustainable Food Systems*, 6:794533, 1-13.
- Díaz-Caro, C., García-Torres, S., Elghannam, A., Tejerina, D., Mesias, F. J., & Ortiz, A. (2019). Is production system a relevant attribute in consumers' food preferences? The case of Iberian dry-cured ham in Spain. *Meat science*, 158, 1-9.
- Drescher, L., Thiele, S., Roosen, J., & Mensink, G. B. (2009). Consumer demand for healthy eating considering diversity—an economic approach for German individuals. *International journal of consumer studies*, 33(6), 684-696.
- du Plessis, H., & du Rand, G. (2012). Retracted: Food traceability in the context of Karoo lamb: supply chain and consumer perspectives. *International Journal of Consumer Studies*, 36(4), 401-407.
- Fagerli, R. A., & Wandel, M. (1999). Gender differences in opinions and practices with regard to a "healthy diet". *Appetite*, 32(2), 171-190.
- Flores, M., & Toldrá, F. (2021). Chemistry, safety, and regulatory considerations in the use of nitrite and nitrate from natural origin in meat products-Invited review. *Meat Science*, 171, 1-12.
- Font-i-Furnols, M., & Guerrero, L. (2014). Consumer preference, behavior and perception about meat and meat products: An overview. *Meat science*, 98(3), 361-371.
- Font-i-Furnols, M., Realini, C., Montossi, F., Sañudo, C., Campo, M. M., Oliver, M. A., Nute, G.R., & Guerrero, L. (2011). Consumer's purchasing intention for lamb meat affected by country of origin, feeding system and meat price: A conjoint study in Spain, France and United Kingdom. *Food Quality and Preference*, 22(5), 443-451.
- Franke, T. M., Ho, T., & Christie, C. A. (2012). The chi-square test: Often used and more often misinterpreted. *American Journal of Evaluation*, 33(3), 448-458.
- Garavaglia, C., & Mariani, P. (2017). How much do consumers value protected designation of origin certifications? Estimates of willingness to pay for PDO dry-cured ham in Italy. *Agribusiness*, 33(3), 403-423.
- García-Gudiño, J., Blanco-Penedo, I., Gispert, M., Brun, A., Perea, J., & Font-i-Furnols, M. (2021). Understanding consumers' perceptions towards Iberian pig production and animal welfare. *Meat Science*, 172, 1-10.
- Gaspar, P., Díaz-Caro, C., Del Puerto, I., Ortiz, A., Escribano, M., & Tejerina, D. (2022). What effect does the presence of sustainability and traceability certifications have on consumers of traditional meat products? The case of Iberian cured products in Spain. *Meat Science*, 1-10.
- Grunert, K. G., Verbeke, W., Kügler, J. O., Saeed, F., & Scholderer, J. (2011). Use of consumer insight in the new product development process in the meat sector. *Meat Science*, 89(3), 251-258.
- Guàrdia, M. D., Aguiar, A. P., Claret, A., Arnau, J., & Guerrero, L. (2010). Sensory characterization of dry-cured ham using free-choice profiling. *Food Quality and Preference*, 21(1), 148-155.
- Guàrdia, M. D., Guerrero, L., Gelabert, J., Gou, P., & Arnau, J. (2006). Consumer attitude towards sodium reduction in meat products and acceptability of fermented sausages with reduced sodium content. *Meat science*, 73(3), 484-490.

- Guerrero, A., Campo, M. M., Cilla, I., Olleta, J. L., Alcalde, M. J., Horcada, A., & Sañudo, C. (2014). A comparison of laboratory-based and home-based tests of consumer preferences using kid and lamb meat. *Journal of Sensory Studies*, 29(3), 201-210.
- Guerrero, A., Sañudo, C., Campo, M. D. M., Olleta, J. L., Muela, E., Macedo, R. M., & Macedo, F. A. (2018). Consumer acceptability of dry cured meat from cull ewes reared with different linseed supplementation levels and feeding durations. *Foods*, 7(6), 1-10.
- Guiné, R. P., Florença, S. G., Barroca, M. J., & Anjos, O. (2021). The duality of innovation and food development versus purely traditional foods. *Trends in Food Science & Technology*, 109, 16-24.
- Hauber, A. B., González, J. M., Groothuis-Oudshoorn, C. G., Prior, T., Marshall, D. A., Cunningham, C., Ijzerman, M. J., & Bridges, J. F. (2016). Statistical methods for the analysis of discrete choice experiments: a report of the ISPOR conjoint analysis good research practices task force. *Value in health*, 19(4), 300-315.
- Hersleth, M., Lengard, V., Verbeke, W., Guerrero, L., & Næs, T. (2011). Consumers' acceptance of innovations in dry-cured ham: Impact of reduced salt content, prolonged aging time and new origin. *Food quality and preference*, 22(1), 31-41.
- Hung, Y., & Verbeke, W. (2018). Sensory attributes shaping consumers' willingness-to-pay for newly developed processed meat products with natural compounds and a reduced level of nitrite. *Food Quality and Preference*, 70, 21-31.
- Hung, Y., de Kok, T. M., & Verbeke, W. (2016a). Consumer attitude and purchase intention towards processed meat products with natural compounds and a reduced level of nitrite. *Meat science*, 121, 119-126.
- Hung, Y., Verbeke, W., & de Kok, T. M. (2016b). Stakeholder and consumer reactions towards innovative processed meat products: Insights from a qualitative study about nitrite reduction and phytochemical addition. *Food Control*, 60, 690-698.
- Kameník, J., Saláková, A., Vyskočilová, V., Pechová, A., & Haruštiaková, D. (2017). Salt, sodium chloride or sodium? Content and relationship with chemical, instrumental and sensory attributes in cooked meat products. *Meat Science*, 131, 196-202.
- Kiefer, I., Rathmanner, T., & Kunze, M. (2005). Eating and dieting differences in men and women. *The Journal of Men's Health & Gender*, 2(2), 194-201.
- Kim, T. K., Yong, H. I., Jung, S., Kim, H. W., & Choi, Y. S. (2021). Effect of reducing sodium chloride based on the sensory properties of meat products and the improvement strategies employed: a review. *Journal of Animal Science and Technology*, 63(4), 725-739.
- Kühne, B., Vanhonacker, F., Gellynck, X., & Verbeke, W. (2010). Innovation in traditional food products in Europe: Do sector innovation activities match consumers' acceptance?. *Food quality and preference*, 21(6), 629-638.
- Law, M. R. (1997). Epidemiologic evidence on salt and blood pressure. *American Journal of Hypertension*, 10(S4), 42-45.
- Loureiro, M. L., & McCluskey, J. J. (2000). Assessing consumer response to protected geographical identification labeling. *Agribusiness: An International Journal*, 16(3), 309-320.
- Loureiro, M. L., & Umberger, W. J. (2003). Estimating consumer willingness to pay for country-of-origin labeling. *Journal of Agricultural and Resource Economics*, 28(2), 287-301.
- McCullough, D., 2002. A user's guide to conjoint analysis. *Marketing Research*, 14(2), 18-23.

- Mancini, M. C., & Consiglieri, C. (2016). Innovation and marketing strategies for PDO products: the case of “Parmigiano Reggiano” as an ingredient. *Bio-based and Applied Economics Journal*, 5(1050-2018-3674), 153-174.
- Martuscelli, M., Lupieri, L., Chaves-Lopez, C., Mastrocola, D., & Pittia, P. (2015). Technological approach to reduce NaCl content of traditional smoked dry-cured hams: effect on quality properties and stability. *Journal of food science and technology*, 52(12), 7771-7782.
- Matthews, K., & Strong, M. (2005). Salt—its role in meat products and the industry's action plan to reduce it. *Nutrition Bulletin*, 30(1), 55-61.
- McCarthy, M., O'Reilly, S., Cotter, L., & de Boer, M. (2004). Factors influencing consumption of pork and poultry in the Irish market. *Appetite*, 43(1), 19-28.
- Mendoza, J. E., Schram, G. A., Arcand, J., Henson, S., & L'Abbe, M. (2014). Assessment of consumers' level of engagement in following recommendations for lowering sodium intake. *Appetite*, 73, 51-57.
- Merlino, V. M., Borra, D., Girgenti, V., Dal Vecchio, A., & Massaglia, S. (2018). Beef meat preferences of consumers from Northwest Italy: Analysis of choice attributes. *Meat science*, 143, 119-128.
- Mesías, F. J., Escribano, M., De Ledesma, A. R., & Pulido, F. (2005). Consumers' preferences for beef in the Spanish region of Extremadura: a study using conjoint analysis. *Journal of the Science of Food and Agriculture*, 85(14), 2487-2494.
- Mesías, F. J., Gaspar, P., Pulido, Á. F., Escribano, M., & Pulido, F. (2009). Consumers' preferences for Iberian dry-cured ham and the influence of mast feeding: An application of conjoint analysis in Spain. *Meat Science*, 83(4), 684-690.
- Migliore, G., Thrassou, A., Crescimanno, M., Schifani, G., & Galati, A. (2020). Factors affecting consumer preferences for “natural wine”: An exploratory study in the Italian market. *British Food Journal*, 122(8), 2463-2479.
- Miller, R. (2020). Drivers of consumer liking for beef, pork, and lamb: A review. *Foods*, 9(4), 1-25.
- Moorman, C., & Matulich, E. (1993). A model of consumers' preventive health behaviors: The role of health motivation and health ability. *Journal of consumer research*, 20(2), 208-228.
- Morales, R., Guerrero, L., Aguiar, A. P. S., Guàrdia, M. D., & Gou, P. (2013). Factors affecting dry-cured ham consumer acceptability. *Meat Science*, 95(3), 652-657.
- Morales, R., Guerrero, L., Claret, A., Guàrdia, M. D., & Gou, P. (2008). Beliefs and attitudes of butchers and consumers towards dry-cured ham. *Meat Science*, 80(4), 1005-1012.
- Mortensen, A., Aguilar, F., Crebelli, R., Di Domenico, A., Dusemund, B., Frutos, M. J., ... & Leblanc, J. C. (2017). Re-evaluation of sodium nitrites (E 251) and potassium nitrites (E 252) as food additives. *EFSA Journal*, 15(6), e04787.
- Neff, R. A., Edwards, D., Palmer, A., Ramsing, R., Righter, A., & Wolfson, J. (2018). Reducing meat consumption in the USA: a nationally representative survey of attitudes and behaviours. *Public health nutrition*, 21(10), 1835-1844.
- Ni Mhurchu, C., Blakely, T., Jiang, Y., Eyles, H. C., & Rodgers, A. (2010). Effects of price discounts and tailored nutrition education on supermarket purchases: a randomized controlled trial. *The American journal of clinical nutrition*, 91(3), 736-747.

- Nordström, J., & Thunström, L. (2015). The impact of price reductions on individuals' choice of healthy meals away from home. *Appetite*, 89, 103-111.
- Novotorova, N. K., & Mazzocco, M. A. (2008). Consumer preferences and trade-offs for locally grown and genetically modified apples: a conjoint analysis approach. *International Food and Agribusiness Management Review*, 11(1030-2016-82719), 81-104.
- Ortiz, A., Tejerina, D., Díaz-Caro, C., Elghannam, A., García-Torres, S., Mesías, F. J., ... & Crespo-Cebada, E. (2020). Is packaging affecting consumers' preferences for meat products? A study of modified atmosphere packaging and vacuum packaging in Iberian dry-cured ham. *Journal of Sensory Studies*, 35(4), 1-11.
- Petit, G., Jury, V., de Lamballerie, M., Durantou, F., Pottier, L., & Martin, J. L. (2019). Salt intake from processed meat products: Benefits, risks and evolving practices. *Comprehensive Reviews in Food Science and Food Safety*, 18(5), 1453-1473.
- Petrovici, D. A., & Ritson, C. (2006). Factors influencing consumer dietary health preventative behaviours. *BMC Public Health*, 6(1), 1-12.
- Popovic, M., Kuzmanović, M., & Savić, G. (2018). A comparative empirical study of Analytic Hierarchy Process and Conjoint analysis: Literature review. *Decision Making: Applications in Management and Engineering*, 1(2), 153-163.
- Predieri, S., Sinesio, F., Monteleone, E., Spinelli, S., Cianciabella, M., Daniele, G. M., ... & Laureati, M. (2020). Gender, age, geographical area, food neophobia and their relationships with the adherence to the Mediterranean diet: new insights from a large population cross-sectional study. *Nutrients*, 12(6), 1-14.
- Rabadán, A. (2021). Consumer Attitudes towards Technological Innovation in a Traditional Food Product: The Case of Wine. *Foods*, 10(6), 1-10.
- Realini, C. E., i Furnols, M. F., Sañudo, C., Montossi, F., Oliver, M. A., & Guerrero, L. (2013). Spanish, French and British consumers' acceptability of Uruguayan beef, and consumers' beef choice associated with country of origin, finishing diet and meat price. *Meat Science*, 95(1), 14-21.
- Reicks, A. L., Brooks, J. C., Garmyn, A. J., Thompson, L. D., Lyford, C. L., & Miller, M. F. (2011). Demographics and beef preferences affect consumer motivation for purchasing fresh beef steaks and roasts. *Meat Science*, 87(4), 403-411.
- Resano, H., Pérez-Cueto, F. J. A., Sanjuán, A. I., de Barcellos, M. D., Grunert, K. G., & Verbeke, W. (2011). Consumer satisfaction with dry-cured ham in five European countries. *Meat science*, 87(4), 336-343.
- Resano, H., Sanjuán, A. I., & Albisu, L. M. (2007). Consumers' acceptability of cured ham in Spain and the influence of information. *Food Quality and Preference*, 18(8), 1064-1076.
- Resano, H., Sanjuán, A. I., & Albisu, L. M. (2009). Consumers' acceptability and actual choice. An exploratory research on cured ham in Spain. *Food Quality and Preference*, 20(5), 391-398.
- Resano, H., Sanjuán, A. I., & Albisu, L. M. (2012). Consumers' response to the EU Quality policy allowing for heterogeneous preferences. *Food Policy*, 37(4), 355-365.
- Resano, H., Sanjuán, A. I., Cilla, I., Roncalés, P., & Albisu, L. M. (2010). Sensory attributes that drive consumer acceptability of dry-cured ham and convergence with trained sensory data. *Meat Science*, 84(3), 344-351.
- Resurreccion, A. V. A. (2004). Sensory aspects of consumer choices for meat and meat products. *Meat Science*, 66(1), 11-20.

- Roe, B., Boyle, K. J., & Teisl, M. F. (1996). Using conjoint analysis to derive estimates of compensating variation. *Journal of environmental economics and management*, 31(2), 145-159.
- Sama, C., Crespo-Cebada, E., Díaz-Caro, C., & Mesías, F.J. (2019). Analisis de las preferencias de los consumidores españoles hacia la miel de producción social y ambientalmente responsable frente a la de Comercio Justo. *Archivos de Zootecnia*, 68(264), 495-503.
- Sasaki, K., & Mitsumoto, M. (2004). Questionnaire-based study on consumer requirements for beef quality in Japan. *Animal Science Journal*, 75(4), 369-376.
- Savelli, E., Bravi, L., Francioni, B., Murmura, F., & Pencarelli, T. (2020). PDO labels and food preferences: results from a sensory analysis. *British Food Journal*. 123(3), 1170-1189.
- Schivazappa, C., & Virgili, R. (2020). Impact of salt levels on the sensory profile and consumer acceptance of Italian dry-cured ham. *Journal of the Science of Food and Agriculture*, 100(8), 3370-3377.
- Schivazappa, C., Degni, M., Costa, L. N., Russo, V., Buttazzoni, L., & Virgili, R. (2002). Analysis of raw meat to predict proteolysis in Parma ham. *Meat Science*, 60(1), 77-83.
- Schnettler, B., Vidal, R., Silva, R., Vallejos, L., & Sepúlveda, N. (2009). Consumer willingness to pay for beef meat in a developing country: The effect of information regarding country of origin, price and animal handling prior to slaughter. *Food Quality and Preference*, 20(2), 156-165.
- Sebranek, J. G., & Bacus, J. N. (2007). Cured meat products without direct addition of nitrate or nitrite: what are the issues?. *Meat science*, 77(1), 136-147.
- Shan, L. C., De Brún, A., Henchion, M., Li, C., Murrin, C., Wall, P. G., & Monahan, F. J. (2017). Consumer evaluations of processed meat products reformulated to be healthier—A conjoint analysis study. *Meat Science*, 131, 82-89.
- Shan, L. C., Regan, A., Monahan, F. J., Li, C., Murrin, C., Lalor, F., ... & McConnon, A. (2016). Consumer views on “healthier” processed meat. *British Food Journal*, 118(7), 1712-1730.
- Sindelar, J. J., & Milkowski, A. L. (2012). Human safety controversies surrounding nitrate and nitrite in the diet. *Nitric oxide*, 26(4), 259-266.
- Sindelar, J. J., Cordray, J. C., Olson, D. G., Sebranek, J. G., & Love, J. A. (2007). Investigating quality attributes and consumer acceptance of uncured, No-nitrate/nitrite-added commercial hams, bacons, and frankfurters. *Journal of food science*, 72(8), 551-559.
- Škrlep, M., Čandek-Potokar, M., Lukač, N. B., Povše, M. P., Pugliese, C., Labussière, E., & Flores, M. (2016). Comparison of entire male and immunocastrated pigs for dry-cured ham production under two salting regimes. *Meat science*, 111, 27-37.
- Testa, R., Ascuito, A., Schifani, G., Schimmenti, E., & Migliore, G. (2019). Quality determinants and effect of therapeutic properties in honey consumption. An exploratory study on Italian consumers. *Agriculture*, 9(8), 1-12.
- Teuber, R. (2011). Consumers' and producers' expectations towards geographical indications: Empirical evidence for a German case study. *British Food Journal*, 113(7), 900-918.
- Toldrá, F., & Reig, M. (2011). Innovations for healthier processed meats. *Trends in Food Science & Technology*, 22(9), 517-522.
- Van Ittersum, K., Meulenberg, M. T., Van Trijp, H. C., & Candel, M. J. (2007). Consumers' appreciation of regional certification labels: a Pan European study. *Journal of Agricultural Economics*, 58(1), 1-23.

- Ventanas, S., Ruiz, J., García, C., & Ventanas, J. (2007). Preference and juiciness of Iberian dry-cured loin as affected by intramuscular fat content, crossbreeding and rearing system. *Meat Science*, 77(3), 324-330.
- Verbeke, W., & Viaene, J. (1999). Beliefs, attitude and behaviour towards fresh meat consumption in Belgium: empirical evidence from a consumer survey. *Food quality and preference*, 10(6), 437-445.
- Verbeke, W., Pérez-Cueto, F. J., de Barcellos, M. D., Krystallis, A., & Grunert, K. G. (2010). European citizen and consumer attitudes and preferences regarding beef and pork. *Meat science*, 84(2), 284-292.
- Verbeke, W., Pieniak, Z., Guerrero, L., & Hersleth, M. (2012). Consumers' awareness and attitudinal determinants of European Union quality label use on traditional foods. *Bio-based and Applied Economics*, 1(2), 213-229.
- Verlegh, P. W., & Steenkamp, J. B. E. (1999). A review and meta-analysis of country-of-origin research. *Journal of economic psychology*, 20(5), 521-546.
- Wong, D. W., Chan, F., Da Silva Cardoso, E., Lam, C. S., & Miller, S. M. (2004). Rehabilitation counseling students' attitudes toward people with disabilities in three social contexts: A conjoint analysis. *Rehabilitation Counseling Bulletin*, 47(4), 194-204.
- Zanchini, R., Blanc, S., Pippinato, L., Di Vita, G., & Brun, F. (2022). Consumers' attitude towards honey consumption for its health benefits: first insights from an econometric approach. *British Food Journal*, ahead-of-print.

Highlights

- The existence of a clearly defined hierarchical order in consumer preferences for attributes of dry-cured ham has been found.
- The study highlighted the great importance attached to the absence of nitrites; the first attribute in terms of positive utility.
- Price was considered by many consumers as a signal of product quality.
- Men show for first time an increasing attention to low-salt content product.
- High-educated consumers accord their preference to healthy and PDO labelled ham with fewer nitrites.

Declaration of interests

The authors declare that they have no known competing financial interests or personal relationships that could have appeared to influence the work reported in this paper.

The authors declare the following financial interests/personal relationships which may be considered as potential competing interests: