


Search for the lepton-flavor violating decay of the Higgs boson and additional Higgs bosons in the $e\mu$ final state in proton-proton collisions at $\sqrt{s} = 13$ TeV

A. Hayrapetyan *et al.**
(CMS Collaboration)

 (Received 29 May 2023; accepted 25 August 2023; published 10 October 2023)

A search for the lepton-flavor violating decay of the Higgs boson and potential additional Higgs bosons with a mass in the range 110–160 GeV to an $e^\pm\mu^\mp$ pair is presented. The search is performed with a proton-proton collision dataset at a center-of-mass energy of 13 TeV collected by the CMS experiment at the LHC, corresponding to an integrated luminosity of 138 fb⁻¹. No excess is observed for the Higgs boson. The observed (expected) upper limit on the $e^\pm\mu^\mp$ branching fraction for it is determined to be $4.4(4.7) \times 10^{-5}$ at 95% confidence level, the most stringent limit set thus far from direct searches. The largest excess of events over the expected background in the full mass range of the search is observed at an $e^\pm\mu^\mp$ invariant mass of approximately 146 GeV with a local (global) significance of 3.8 (2.8) standard deviations.

DOI: [10.1103/PhysRevD.108.072004](https://doi.org/10.1103/PhysRevD.108.072004)

I. INTRODUCTION

The Higgs boson (H) was discovered by the ATLAS and CMS experiments at the LHC in 2012 with mass $m_H \approx 125$ GeV [1–3]. Measurements of the properties of the Higgs boson, including the H decay branching fractions, are thus far found to be consistent with the expectations of the standard model (SM) [4–11]. Previous studies based on the combined results from the ATLAS and CMS experiments constrain the inclusive branching fraction of potential beyond-the-SM (BSM) undetected visible decays of the Higgs boson to be <0.12 and <0.16 at the 95% confidence level (CL), respectively [4,5].

The lepton-flavor violating (LFV) decays $H \rightarrow e\mu$, $H \rightarrow e\tau$, or $H \rightarrow \mu\tau$ are forbidden in the SM but may arise in BSM theories with more than one Higgs boson doublet [12,13], models with flavor symmetries [14], the Randall-Sundrum model [15–19], composite Higgs models [20,21], certain supersymmetric models [22–24], and others [25–29]. In these models, the LFV decays can occur through the off-diagonal LFV Yukawa couplings $Y_{e\mu}$, $Y_{e\tau}$, or $Y_{\mu\tau}$, which couple the Higgs boson with leptons of different flavor. The presence of these off-diagonal LFV Yukawa couplings may enhance processes such as $\mu \rightarrow 3e$, $\mu \rightarrow e$ conversion, and $\mu \rightarrow e\gamma$ that could proceed via a

virtual Higgs boson exchange [30,31]. In particular, the most stringent limit on $\mathcal{B}(H \rightarrow e\mu)$ is obtained indirectly from the limit on $\mu \rightarrow e\gamma$ [32] to be $<10^{-8}$ [33]. However, the indirect limit on $H \rightarrow e\mu$ assumes the SM values for the not yet tightly constrained Yukawa couplings $Y_{\mu\mu}$ [34,35] and the unmeasured Y_{ee} . For example, should $Y_{\mu\mu}$ be smaller than the SM prediction, the indirect constraints on $\mathcal{B}(H \rightarrow e\mu)$ mentioned would be loosened. It also assumes the flavor changing neutral current is dominated by the Higgs boson contribution. Hence, a direct search for $H \rightarrow e\mu$ remains important. The most stringent direct limit on $\mathcal{B}(H \rightarrow e\mu)$, thus far, was set by the ATLAS experiment at an observed (expected) limit of $6.2(5.9) \times 10^{-5}$ at 95% CL with a proton-proton (pp) collision dataset at a center-of-mass energy of 13 TeV, corresponding to an integrated luminosity of 139 fb⁻¹ [36].

LFV could also arise in decays of additional Higgs bosons in the Type-III two Higgs doublet model (2HDM) [13]. Recent studies have shown that searching for additional Higgs bosons with a mass below twice the W boson mass in the LFV decay channels is particularly important to constrain the Type-III 2HDM parameter space [37]. An additional Higgs boson with a mass larger than twice the W boson mass is expected to decay primarily into a W^+W^- pair which dilutes the rate of LFV decays.

This paper reports a search for a LFV decay in the $e\mu$ channel of both H and of an additional Higgs boson (X) with a mass, m_X , in the range 110–160 GeV. The upper range of 160 GeV corresponds to twice the W boson mass. The search is performed with data recorded by the CMS experiment in pp collisions at a center-of-mass energy of 13 TeV during the period from 2016 to 2018

*Full author list given at the end of the article.

Published by the American Physical Society under the terms of the [Creative Commons Attribution 4.0 International license](https://creativecommons.org/licenses/by/4.0/). Further distribution of this work must maintain attribution to the author(s) and the published article's title, journal citation, and DOI. Funded by SCOAP³.

and corresponding to an integrated luminosity of 138 fb^{-1} . The analysis in this paper is optimized for the two dominant production modes of the Higgs boson at the LHC: gluon fusion (ggH) and vector boson fusion (VBF). The final state of interest in both production modes consists of a prompt, oppositely-charged electron-muon pair. Subdominant production modes of the Higgs boson in association with a vector boson (W or Z) are not considered due to the smaller cross sections.

This paper is organized as follows: a description of the CMS detector is given in Sec. II, the collision data and simulated samples are discussed in Section III, the event reconstruction is described in Sec. IV, and the event selection is described in Sec. V. The event categorization is described in Sec. VI. Signal and background modeling, and systematic uncertainties are described in Secs. VII and VIII, respectively. Results are presented in Sec. IX, and the summary is given in Sec. X.

II. THE CMS DETECTOR

The central feature of the CMS apparatus is a superconducting solenoid of 6 m internal diameter, providing a magnetic field of 3.8 T. Within the solenoid volume are a silicon pixel and strip tracker, a lead tungstate crystal electromagnetic calorimeter (ECAL), and a brass and scintillator hadron calorimeter (HCAL), each composed of a barrel and two endcap sections. Forward calorimeters extend the pseudorapidity, η , coverage provided by the barrel and endcap detectors. Muons are detected in gaseous ionization chambers embedded in the steel flux-return yoke outside the solenoid. A more detailed description of the CMS detector, together with a definition of the coordinate system used and the relevant kinematic variables, can be found in Ref. [38].

Events of interest are selected using a two-tiered trigger system. The first level, composed of custom hardware processors, uses information from the calorimeters and muon detectors to select events at a rate of approximately 100 kHz within a fixed latency of approximately $4 \mu\text{s}$ [39]. The second level, the high-level trigger, consists of a farm of processors running a version of the full event reconstruction software optimized for fast processing that reduces the event rate to approximately 1 kHz before data storage [40].

III. COLLISION DATA AND SIMULATED EVENTS

This search is carried out using pp collision data collected by the CMS experiment from 2016–2018 at a center-of-mass energy of 13 TeV with the integrated luminosity being 36.3 in 2016, 41.5 in 2017, and 59.8 fb^{-1} in 2018, respectively. Single-electron or -muon triggers with isolation criteria are used to collect the data. The transverse momentum, p_T , thresholds for the electron (muon) trigger are 27 (24), 32 (27), and 32 (24) GeV in the 2016, 2017 and 2018 datasets, respectively.

Simulations are used to model the signal and background events. To model the parton showering, hadronization, and underlying event properties, PYTHIA [41] version 8.240, with the CP5 underlying event tune [42] is used in all cases. The NNPDF3.1 parton distribution functions (PDFs) are used in the simulations [43]. The simulation of interactions in the CMS detector is based on Geant4 [44]; the same reconstruction algorithms are used as for data.

The Higgs bosons are produced at the LHC predominantly via the ggH mode [45], the VBF mode [46], and in association with a vector boson (W or Z) [47]. Signal samples of $H \rightarrow e\mu$ and $X \rightarrow e\mu$ with a hypothesized m_X of 110, 120, 130, 140, 150, and 160 GeV are generated for the ggH and VBF modes at next-to-leading order (NLO) accuracy in perturbative quantum chromodynamics (QCD) with the POWHEG v2.0 generator [48–53] using the implementation described in Refs. [54,55], interfaced with PYTHIA. The simulated X s are assumed to have narrow width. The Herwig 7.2 generator [56] with the CH3 underlying event tune [57] interfaced with the POWHEG v2.0 generator, is used to produce alternative samples for the VBF signal. These samples are used to evaluate the systematic uncertainty in the kinematic distributions of the final state particle in VBF production due to different choices of parton shower simulation [58].

Background events from H decaying to a pair of τ leptons are simulated for all three dominant production modes at the LHC at NLO with the same POWHEG v2.0 generator as the signals, interfaced with PYTHIA. Background events from H decaying to a pair of W bosons are generated similarly for the ggH and VBF modes only as the contribution of other production modes is negligible.

The MadGraph5_aMC@NLO generator [59] (version 2.6.5) is used to simulate the single W/Z backgrounds produced by VBF in association with two or more jets from electroweak vertices (VBF W/Z + jets) at leading order with the MLM jet matching and merging schemes [60]. Drell-Yan (DY), single W with jets from QCD vertices (QCD W + jets), and diboson (WW , WZ , ZZ) events are simulated with the same generator at NLO, with the FxFx jet-matching and merging scheme [61]. Top quark-antiquark pair and single top quark production are generated at NLO with POWHEG v2.0.

All samples include the effects of additional pp interactions in the same or adjacent bunch crossings, referred to as pileup. The distribution of the number of pileup interactions in simulation is also weighted to match the one observed in data.

IV. EVENT RECONSTRUCTION

The particle flow (PF) algorithm [62] reconstructs and identifies particles in an event through an optimized combination of information from the various subdetectors of the CMS detector. The identification of the particle type (photons, electrons, muons, charged and neutral hadrons) plays an important role in determining the direction and

energy of each reconstructed particle (PF candidates). The primary vertex (PV) is taken to be the vertex corresponding to the hardest scattering in the event, evaluated using tracking information alone, as described in Sec. 9.4.1 of Ref. [63].

An electron is identified as a track from the PV combined with one or more ECAL energy clusters. These clusters correspond to the electron and possible bremsstrahlung photons emitted when passing through the tracker. Electrons are accepted in the range of $|\eta| < 2.5$, except for $1.44 < |\eta| < 1.57$, the transition region between the barrel and endcap calorimeters, because the reconstruction of an electron object in this region is not optimal. Electrons with $p_T > 10$ GeV are identified with an efficiency of 80% using a multivariate discriminant that combines observables sensitive to the amount of bremsstrahlung energy deposited along the electron trajectory, the geometric and momentum matching between the electron trajectory and the associated clusters, and the distribution of the shower energy in the calorimeters [64]. Electrons identified as originating from photon conversions are removed. The electron momentum is estimated by combining the energy measurement in the ECAL with the momentum measurement in the tracker. The momentum resolution for electrons with $p_T \approx 45$ GeV from $Z \rightarrow ee$ decays ranges from 1.6 to 5.0%. It is generally better in the barrel region than in the endcaps, and also depends on the bremsstrahlung energy emitted by the electron as it traverses the material in front of the ECAL [64,65].

Muons are detected in the region of $|\eta| < 2.4$ with drift tubes, cathode strip chambers, and resistive-plate chambers. Matching muons to tracks measured in the silicon tracker results in a p_T resolution of 1% in the barrel and 3% in the endcaps for muons with p_T up to 100 GeV. Overall, the efficiency to reconstruct and identify muons is greater than 96% [66].

The electron (muon) isolation is determined relative to its p_T^ℓ values, where ℓ is e (μ), by summing over the scalar p_T of the PF particles within a cone of $\Delta R = \sqrt{(\Delta\eta)^2 + (\Delta\phi)^2} = 0.3$ (0.4) around the lepton (where ϕ is azimuthal angle in radians), divided by p_T^ℓ :

$$I_{\text{rel}}^\ell = \left(\sum p_T^{\text{PV charged}} + \max \left[0, \sum p_T^{\text{neutral}} + \sum p_T^\gamma - p_T^{\text{PU}}(\ell) \right] \right) / p_T^\ell,$$

where $p_T^{\text{PV charged}}$, p_T^{neutral} , and p_T^γ are the p_T of charged hadrons, neutral hadrons, and photons within the cone, respectively. The neutral particle contribution to the isolation from pileup, $p_T^{\text{PU}}(\ell)$, is estimated for the electron from the area of jets and their median energy density in each event [67]. For the muon, half of the p_T sum of the charged hadrons not coming from the PV within the

isolation cone is used instead. The factor of 0.5 is estimated from simulations to be the ratio of neutral particle to charged hadron production in inelastic pp collisions [66]. The charged-particle contribution to the isolation from pileup is rejected by requiring all tracks to originate from the PV. An isolation requirement of $I_{\text{rel}}^e < 0.10$ ($I_{\text{rel}}^\mu < 0.15$) is imposed to suppress backgrounds of jets misidentified as an electron (muon).

Charged hadrons are identified as charged particle tracks neither identified as electrons, nor as muons. Neutral hadrons are identified from HCAL energy clusters not assigned to any charged hadron or from an excess in the combined ECAL and HCAL energy with respect to the expected charged-hadron energy deposit.

For each event, hadronic jets are clustered from these reconstructed particles using the infrared and collinear safe anti- k_T algorithm [68,69] with a distance parameter of 0.4. Jet momentum is determined as the vectorial sum of all particle momenta in the jet, and is found from simulation to be, on average, within 5%–10% of the true momentum over the whole p_T spectrum and detector acceptance. Pileup can contribute additional tracks and calorimetric energy deposits to the jet momentum. To mitigate this effect, charged particles identified to be originating from pileup vertices are discarded and an offset correction is applied to correct for remaining contributions. Jet energy corrections are derived from simulation to bring the measured response of jets to that of particle level jets on average. In situ measurements of the momentum balance in dijet, photon + jet, Z + jet, and multijet events are used to account for any residual differences in the jet energy scale between data and simulation [70]. The jet energy resolution amounts typically to 15%–20% at 30 GeV, 10% at 100 GeV, and 5% at 1 TeV [70]. Additional selection criteria are applied to each jet to remove jets potentially dominated by anomalous contributions from various sub-detector components or reconstruction failures. Jets are required to have a $p_T > 30$ GeV, $|\eta| < 4.7$, and be separated from each lepton of the identified $e\mu$ pair by $\Delta R > 0.4$. Jets originating from b hadron decays and detected within the tracker acceptance of $|\eta| < 2.5$ are tagged using a deep neural network based algorithm, DeepJet, using a working point with a 94% b-jet identification efficiency at a 10% misidentification rate for light-flavor quark and gluon jets in $t\bar{t}$ events [71].

Hadronic τ decays (τ_h) are reconstructed from jets, using the hadrons-plus-strips algorithm [72], which combines 1 or 3 tracks with energy deposits in the calorimeters, to identify the tau decay modes. To distinguish genuine τ_h decays from jets originating from the hadronization of quarks or gluons, and from electrons, or muons, the DeepTau algorithm is used [73]. Information from all individual reconstructed particles near the τ_h axis is combined with properties of the τ_h candidate and the event. The rate at which jets are misidentified as τ_h by the DeepTau algorithm

depends on the p_T and whether it was initiated by a quark or gluon. A working point with an 80% τ_h identification efficiency and a 0.05–0.95% misidentification rate for jets is used.

The missing transverse momentum, \vec{p}_T^{miss} , is computed as the negative vectorial p_T sum of all the PF candidates in an event [74], with its magnitude labeled as p_T^{miss} . Corrections to the reconstructed jet energy scale are propagated to the \vec{p}_T^{miss} . Anomalous high- p_T^{miss} events can originate from various reconstruction failures, detector malfunctions, or noncollision backgrounds. Such events are rejected using event filters designed to identify more than 85%–90% of the spurious high- p_T^{miss} events with a misidentification rate of less than 0.1% [74].

V. EVENT SELECTION

The signal topology consists of an oppositely charged electron-muon pair with possible additional jets. Events with an oppositely charged electron-muon pair separated by $\Delta R > 0.3$ are selected. Both the electron and muon are required to have a longitudinal and a transverse impact parameter within 5 and 2 mm from the PV, respectively.

The invariant mass of the $e\mu$ pair, $m_{e\mu}$, is required to fall in the range of 100–170 GeV such that signals with the lowest (highest) $m_X = 110(160)$ GeV targeted in this search are fully contained. The $m_{e\mu}$ window is intentionally chosen to lie beyond the peak of the $t\bar{t}$ background distribution, thus selecting a region where it falls smoothly. Backgrounds from $H \rightarrow \tau\tau$ and $H \rightarrow WW$ also peak below the mass window since part of the H four-momentum is carried away by the final-state neutrinos.

The p_T of the electron (muon), p_T^e (p_T^μ), collected by the single-electron (single-muon) triggers is required to be larger than 29 (26) GeV in 2016, 34 (29) GeV in 2017, and 34 (26) GeV in 2018. These p_T requirements are chosen to be slightly above the p_T thresholds of the triggers so that the efficiency of the triggers is nearly 100%. For electrons (muons) that do not pass the single-electron (single-muon) trigger requirements, their p_T are required to be larger than 25 (20) GeV in all years. Events containing additional reconstructed electrons, muons, or hadronically decaying tau candidates are vetoed. Events with at least one b -tagged jet are also vetoed to suppress the $t\bar{t}$ and single top quark backgrounds.

VI. EVENT CATEGORIZATION

Events are first divided into two broad categories to enhance the signal from either the ggH or the VBF production mechanisms. Events with two or more jets where the two highest p_T jets have an invariant mass $m_{j_1 j_2} > 400$ GeV and a pseudorapidity separation $|\Delta\eta(j_1, j_2)| > 2.5$ are classified as the VBF production category. Otherwise, events enter the ggH production category. The $m_{e\mu}$ distributions of the data, the simulated

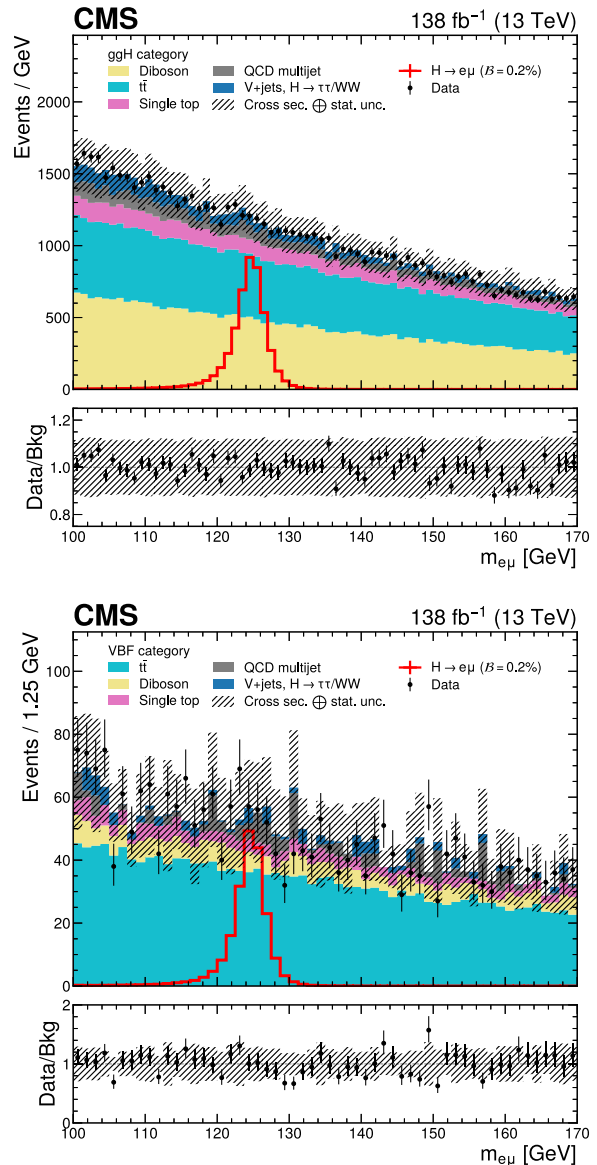


FIG. 1. The $m_{e\mu}$ distributions of the data, simulated backgrounds and signals of $H \rightarrow e\mu$ in the ggH (upper) and the VBF categories (lower). A $\mathcal{B}(H \rightarrow e\mu) = 0.2\%$ is assumed for the signal for illustration. The lower panel in each plot shows the ratio of the data to the total estimated background. The uncertainty band corresponds to the background uncertainties, adding in quadrature the statistical and the SM cross section uncertainties.

backgrounds, and signals of $H \rightarrow e\mu$ are shown in Fig. 1 for both categories. The QCD multijet background shown is estimated from a control region of the data using events with an $e\mu$ pair of the same electric charge and extrapolated to the signal region as a function of jet multiplicity and the ΔR separation of the $e\mu$ pair as described in Ref. [75]. The data and background simulations show good agreement within the statistical and the SM cross section uncertainties combined.

The two broad categories are further split according to the signal purity using the output of boosted decision trees

(BDTs) trained with the XGBoost package [76]. The BDTs are trained separately for the ggH and the VBF categories. The BDT discriminants range from 0 for backgroundlike events to 1 for signal-like events. For both BDTs, a mixture of simulated signal events is used in the training including events of $H \rightarrow e\mu$ and $X \rightarrow e\mu$ at $m_X = 110, 120, 130, 140, 150,$ and 160 GeV from both the ggH and the VBF production modes. Kinematics variables from the dominant sources of backgrounds of di-leptonic decays of $t\bar{t}$ and WW diboson events are used in the training. All events used in the training are from Monte Carlo (MC) simulations described in Sec. III. The simulated signals of $H \rightarrow e\mu$ and backgrounds are weighted according to their expected yields from the SM cross sections. The simulated signal samples of $X \rightarrow e\mu$ are weighted according to their relative SM-like production cross sections as evaluated in Ref. [77] as a function of m_X . Their total weights are matched to that of the backgrounds in the training to ensure the larger total weights of the background samples does not lead to BDTs with poor signal identification efficiency. Each signal event is additionally reweighted by the inverse of its expected mass resolution during training. The mass resolution is the uncertainties of $m_{e\mu}$ propagated from the expected uncertainty of the lepton p_T measurements. This reweighting allows the BDTs to assign more importance in classifying signal events with high mass resolution. The ggH and VBF BDT discriminant distributions of the data, the simulated backgrounds, and signals of $H \rightarrow e\mu$ are shown in Fig. 2 for the ggH and VBF category, respectively. The data and background simulations show good agreement within the statistical and the SM cross section uncertainties combined.

A. BDT input variables

The BDT input variables are chosen such that the BDTs do not make use of $m_{e\mu}$ to discriminate between the signal and background. This ensures background events with $m_{e\mu}$ close to the signal resonance are not preferentially assigned a higher BDT discriminant which distorts their smoothly falling shape to form spurious signal resonances along $m_{e\mu}$. For example, the $e\mu$ system's p_T scaled by $m_{e\mu}$, $p_T^{e\mu}/m_{e\mu}$, is used instead of $p_T^{e\mu}$ which is correlated with $m_{e\mu}$. The background samples are also reweighted to match the shape of the $m_{e\mu}$ distribution of the signals during training to further ensure that the BDTs do not benefit from using $m_{e\mu}$ to discriminate between the signal and background. No sculpting of the $m_{e\mu}$ distribution is observed for the MC background events in different ranges of the BDT discriminants. The BDT discriminant distributions of the simulated signals at different Higgs boson masses are also observed to be similar. The distributions of p_T^{miss} , which is the most discriminating variable in both the ggH and VBF category, are shown in Fig. 3 for both categories.

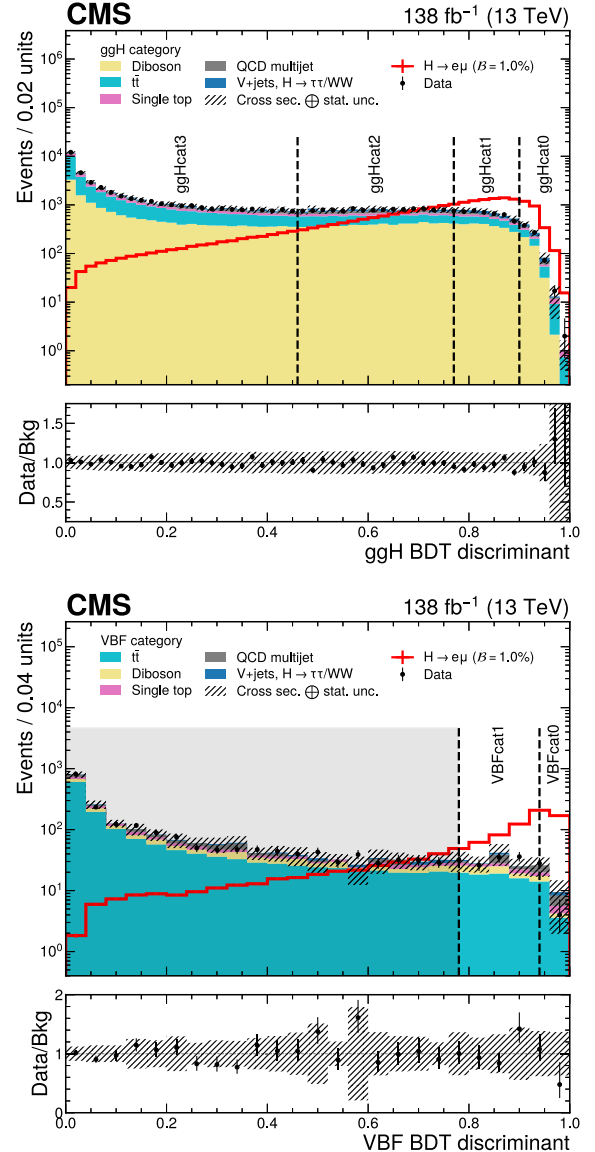


FIG. 2. The ggH and VBF BDT discriminant distributions of the data, simulated backgrounds and signals of $H \rightarrow e\mu$ for each BDT trained in the ggH (upper) and the VBF categories (lower). A $\mathcal{B}(H \rightarrow e\mu) = 1.0\%$ is assumed for the signal for illustration. The lower panel in each plot shows the ratio of the data to the total estimated background. The uncertainty band corresponds to the background uncertainties, adding in quadrature the statistical and the SM cross section uncertainties. Vertical lines in the plots illustrate boundaries of the subcategories: ggH cat 0–3 and VBF cat 0–1, as defined in Sec. VI B. Events in the shaded region of the VBF category with a VBF BDT discriminant less than 0.78 are discarded since their sensitivity is an order of magnitude lower than other subcategories.

1. The ggH BDT

The input variables to the ggH BDT include the absolute pseudorapidities of the electron, $|\eta^e|$, and of the muon, $|\eta^\mu|$, the ratio of the $e\mu$ system's p_T to its invariant mass, $p_T^{e\mu}/m_{e\mu}$, and the pseudorapidity separation of the $e\mu$ pair,

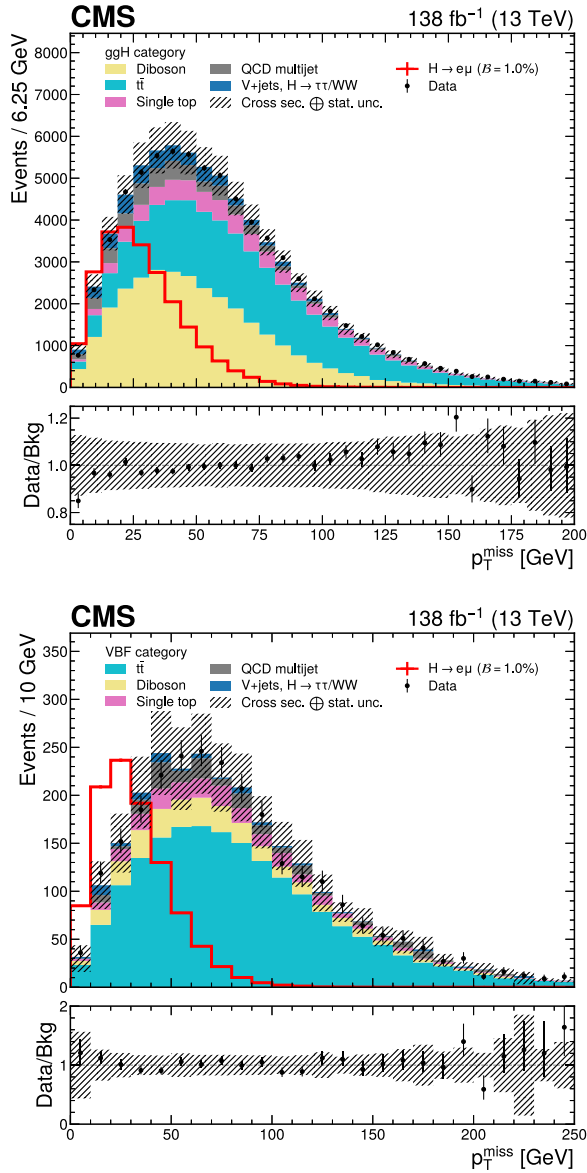


FIG. 3. The p_T^{miss} distributions of the data, simulated backgrounds and signals of $H \rightarrow e\mu$ in the ggH (upper) and the VBF categories (lower). A $\mathcal{B}(H \rightarrow e\mu) = 1.0\%$ is assumed for the signal for illustration. The lower panel in each plot shows the ratio of the data to the total estimated background. The uncertainty band corresponds to the background uncertainties, adding in quadrature the statistical and the SM cross section uncertainties.

$|\Delta\eta(e, \mu)|$. Variables related to the \vec{p}_T^{miss} including p_T^{miss} and its azimuthal separation to the $e\mu$ system, $\Delta\phi(\vec{p}_T^{\text{miss}}, p_T^{e\mu})$, are also used to discriminate the neutrinoless LFV decay against backgrounds with neutrinos in the final state. The number of jets in each event is also added as an input variable.

Additional jet variables are added for events with at least one jet, including the p_T of the leading jet, p_T^j , the absolute pseudorapidity of the leading jet, $|\eta^{j_1}|$, and the pseudorapidity separation of the leading jet to the $e\mu$ system,

$|\Delta\eta(j_1, e\mu)|$. For events with at least two jets, the scalar p_T of all jets is added. Observables sensitive to the angular and p_T correlations between the $e\mu$ system and the two highest p_T jets are also included, including the p_T -balance ratio:

$$p_T\text{-balance ratio} = \frac{|\vec{p}_T^{e\mu} + \vec{p}_T^{\mu} + \vec{p}_T^{j_1} + \vec{p}_T^{j_2}|}{p_T^{e\mu} + p_T^{j_1} + p_T^{j_2}}, \quad (1)$$

and the p_T -centrality:

$$p_T\text{-centrality} = \frac{p_T^{e\mu} - (p_T^{j_1} + p_T^{j_2})/2}{p_T^{j_1} - p_T^{j_2}}. \quad (2)$$

If jets are absent in an event, the undefined jet variables are handled by the sparsity-aware split finding algorithm in the XGBoost package [76], with the exception of p_T^j set to be zero in events with no jets. When jet variables are used at a decision split of a tree, the sparsity-aware algorithm assigns events with an undefined value to the direction that minimizes the loss function.

2. The VBF BDT

The input variables to the VBF BDT are the same to that of the ggH BDT with a few exceptions: $\Delta\phi(\vec{p}_T^{\text{miss}}, p_T^{e\mu})$, $|\eta^{j_1}|$, and $|\Delta\eta(j_1, e\mu)|$ are dropped due to their insignificant contributions to the VBF BDT training. Instead, the Zeppenfeld variable [78], defined as

$$\text{Zeppenfeld variable} = \frac{\eta^{e\mu} - (\eta^{j_1} + \eta^{j_2})/2}{|\Delta\eta(j_1, j_2)|}, \quad (3)$$

is added along with $m_{j_1 j_2}$ and $|\Delta\eta(j_1, j_2)|$.

B. Sensitivity optimization

The ggH and VBF categories are further split according to the ggH and VBF BDT discriminant value to optimize the expected sensitivity of the search. The expected sensitivity is estimated from the expected significance of discovery in the asymptotic approximation [79] from a signal-plus-background ($S + B$) fit to the $m_{e\mu}$ distribution in the data within 100–170 GeV, overlaid with a simulated signal of $\mathcal{B}(H \rightarrow e\mu) = 5.9 \times 10^{-5}$, the most stringent direct expected limit of $\mathcal{B}(H \rightarrow e\mu)$ up-to-date [36]. In these fits, the signal peaks are modeled with a sum of three (two) Gaussians for the ggH (VBF) production signals in the ggH categories. For both the ggH and VBF production signals in the VBF categories, a sum of two Gaussians is used. The number of Gaussians chosen are motivated by the likelihood-ratio test [80], as explained in Sec. VII. The total expected background is modeled from data directly with a third (first) order Bernstein polynomial for the ggH (VBF) category. Subcategory boundaries are determined separately in the ggH and the VBF categories by iteratively scanning in steps of 0.01 for a cutoff along the ggH and the VBF BDT discriminants, respectively, that maximizes the

TABLE I. Range of the ggH (VBF) BDT discriminant to define the ggH (VBF) subcategories, and the corresponding expected background (B), and signal yield of $H \rightarrow e\mu$ at $\mathcal{B} = 10^{-4}$ (S) at an integrated luminosity of 138 fb^{-1} . The yields are estimated by the number of MC events within a $m_{e\mu}$ interval of $125 \text{ GeV} \pm \sigma_{\text{eff}}$, where σ_{eff} is half of the smallest symmetric interval that contains 68% of the signal events in each category. The fraction contributions of the expected signal yields from the ggH and VBF production mode are listed. An estimate of the expected significance in each category by S/\sqrt{B} is also listed.

Analysis category	BDT discriminant	σ_{eff} (GeV)	S	ggH mode fraction (%)	VBF mode fraction (%)	B	S/\sqrt{B}
ggH cat 0	0.89–1.00	1.7	22.4	94.2	5.8	79.1	2.5
ggH cat 1	0.77–0.89	2.1	55.4	96.4	3.6	399.3	2.8
ggH cat 2	0.46–0.77	2.4	60.4	96.0	4.0	1045.9	1.9
ggH cat 3	0.00–0.46	2.5	20.9	94.4	5.6	3755.4	0.3
VBF cat 0	0.94–1.00	1.9	2.2	23.7	76.3	1.1	2.2
VBF cat 1	0.78–0.94	2.2	2.4	42.2	57.8	9.7	0.8
VBF cat 2	0.00–0.78	2.4	2.3	61.8	38.2	161.3	0.2

total expected sensitivity. This procedure is repeated until the further gain in sensitivity is less than 1%.

Four optimized subcategories are defined for the ggH category, named as “ ggH cat 0,” “ ggH cat 1,” “ ggH cat 2,” and “ ggH cat 3,” which correspond to events of decreasing ggH BDT discriminant of 0.89–1.00, 0.77–0.89, 0.46–0.77, and 0.00–0.46, respectively. Similarly, three optimized subcategories are defined for the VBF category, “VBF cat 0,” “VBF cat 1,” and “VBF cat 2,” corresponding to events with a VBF BDT discriminant between 0.94–1.00, 0.78–0.94, and 0.00–0.78 respectively. Events from the least sensitive category “VBF cat 2” are discarded. Table I summarizes the definition, the expected background (B), and signal yield of $H \rightarrow e\mu$ at $\mathcal{B} = 10^{-4}$ (S) in each category at an integrated luminosity of 138 fb^{-1} . An estimate of the expected significance in each category by S/\sqrt{B} is also listed. The yields are estimated by the number of MC events within a $m_{e\mu}$ interval of $125 \text{ GeV} \pm \sigma_{\text{eff}}$, where σ_{eff} is half of the smallest symmetric interval that contains 68% of the signal events in each category.

VII. SIGNAL AND BACKGROUND MODELING

The $m_{e\mu}$ distributions of simulated signal events are fit with a sum of Gaussian distributions for each production mode, category, and mass of the Higgs boson. The number of Gaussians is chosen with the likelihood ratio test [80], such that the next higher order does not give a significantly better fit at a p -value of 0.05. A sum of three Gaussians is determined to be sufficient for the signals from the ggH production mode in the ggH category, while a sum of two Gaussians is sufficient for the rest. When carrying out the fits, the means are fit as a sum of the known simulated m_X or m_H and a small floating shift due to initial/final-state radiations and detector effects. Example fits of the signal models to the simulated $H \rightarrow e\mu$ signal are shown in Fig. 4 for the analysis categories ggH cat 0 and ggH cat 3, as well as VBF cat 0 and VBF cat 1, summing events from both the ggH and VBF production modes. σ_{eff} for each distribution is included as an illustration of the signal resolution.

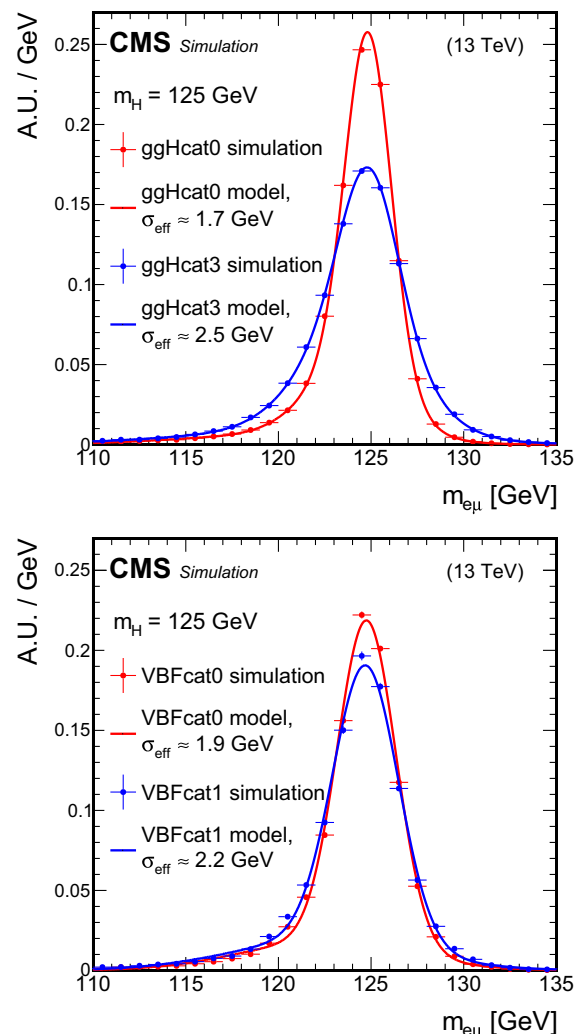


FIG. 4. Example fits of the signal models to the simulated $H \rightarrow e\mu$ signal in the analysis categories ggH cat 0 and ggH cat 3 (upper), as well as VBF cat 0 and VBF cat 1 (lower), summing events from both the ggH and VBF production modes. Half of the smallest symmetric $m_{e\mu}$ interval that contains 68% of the signal events, σ_{eff} , is shown in the legends for each signal as an illustration of the signal resolution. The signal resolution in general improves with the signal purity of the analysis categories.

The signal resolution in general improves with the signal purity of the analysis categories since signal events are reweighted by the inverse of their mass resolution during training of the BDTs as mentioned in Sec. VI. The $m_{e\mu}$ distributions of a Higgs boson with mass between the simulated mass points are interpolated by fitting the parameters and normalizations of the sum of Gaussians with second-order polynomials as a function of the Higgs boson mass.

The background in each category is modeled with a Bernstein polynomial. Orders of the polynomials are chosen with a bias study as follows. The $m_{e\mu}$ distribution in data from 100–170 GeV is first fit with three distinct functional forms: a Bernstein polynomial, a sum of exponential functions, and a sum of power law functions. An optimal order for each function is chosen with the likelihood-ratio test [80] at a p -value of 0.05. Then, ensembles of 2000 pseudo-experiments are generated with the $m_{e\mu}$ distributions drawn from each of the three background models, with or without an injection of a signal at the simulated m_X points with a branching fraction of 10^{-4} . The pseudoexperiment mass spectra are fit with a Bernstein polynomial with an order equal to or higher than the chosen order in the first step. The signal yield from these fits would in general differ from the injected yield since different background models are used to generate and fit the signal peaks. The bias of a model choice is evaluated as the average difference of the fit signal yield to the generated yield divided by the uncertainty in the fit yield in the pseudoexperiments. The final order of the Bernstein polynomial used to model the background in each category is then chosen by requiring the bias to be less than 20% across all generating functions and ensembles of pseudoexperiments. The third order is chosen for all ggH subcategories, while the second and the first order are chosen for “VBF cat 0” and “VBF cat 1,” respectively.

VIII. SYSTEMATIC UNCERTAINTIES

A. Background uncertainties

The systematic uncertainty associated to the bias of the background model choice is modeled by adding a signal-like background shape to the background models. The signal-like background shape is drawn directly from the signal models in each category. The normalization of the signal-like background is implemented as a nuisance parameter modeled with a Gaussian constraint of zero mean and a standard deviation equal to the maximum of the pseudo-experiment averaged signal yield fit over the three background models in the bias study with no signal injected, as described in Section VII. The maxima are no more than 20% of the statistical uncertainties in the fits. The standard deviations amount to a Higgs-like signal yield with a branching fraction $\mathcal{B}(H/X \rightarrow e\mu)$ of $0.4\text{--}2.9 \times 10^{-5}$ across the categories. This is a dominant source of systematic uncertainty, contributing 6.9–14.4% of the total uncertainty on the best fit of the signal yield, depending on m_H/m_X . Besides the systematic uncertainty associated to the bias of the background model and the statistical uncertainty of the fits, there are no additional systematic uncertainties in the background models as they are derived directly from data.

B. Signal uncertainties

The simulated signals are affected by various sources of experimental and theoretical systematic uncertainties. These uncertainties affect both the yield and the shape of the $m_{e\mu}$ distributions. The systematic uncertainties are incorporated as nuisance parameters in the $S + B$ likelihood fit of the $m_{e\mu}$ distribution. Log-normal constraints are assumed for uncertainties affecting the yield, and Gaussian constraints are assumed for uncertainties affecting the fit parameters of the $m_{e\mu}$ distribution. The uncertainties affecting the yield have

TABLE II. Systematic uncertainties in the expected signal yields from different sources for the ggH and VBF production modes. All the uncertainties are treated as correlated among categories. The ranges listed are for signals with a different Higgs boson mass.

Systematic uncertainties	ggH mode (%)	VBF mode (%)
Muon identification, isolation, and trigger	0.2–0.4	0.3–0.4
Electron identification, isolation, and trigger	1.8–2.6	2.0–2.5
b -tagging veto efficiency	0.1–0.4	0.1–0.3
Jet energy scale	0.6–18.6	4.0–10.0
Unclustered energy scale	0.1–9.3	0.1–9.9
Trigger timing inefficiency	0.1–0.4	0.2–0.5
Integrated luminosity	1.6	1.6
Pileup	0.1–1.6	0.1–1.6
Parton shower	...	1.9–11.4
Renormalization and factorization scales	3.9–8.0	0.2–0.5
PDF + α_s	3.0–3.2	1.9–2.1
Effect of the ren. and fact. scales on the acceptance	0.2–11.2	0.2–1.3
Effect of the PDF + α_s on the acceptance	0.1–0.6	0.1
Total	2.9–23.8	5.2–16.3

negligible effects on the signal shapes in general. All the uncertainties are treated as correlated between the categories, except for systematic uncertainties from the interpolation of signal shapes. The list of yield uncertainties is summarized in Table II for the ggH and VBF production modes separately.

1. Signal shape uncertainties

The uncertainties in the electron (muon) momentum scale and resolution affect the means and widths of the signal models. These uncertainties are measured in $Z \rightarrow ee$ ($Z \rightarrow \mu\mu$) events in data and simulation in the $H \rightarrow ZZ \rightarrow 4\ell$ ($\ell = e, \mu$) analysis [81]. They are estimated to be 0.1% for the means and 10.0% for the widths of the signal models.

2. Signal yield uncertainties

The uncertainties in the reconstruction, single-lepton trigger, offline identification, and isolation efficiencies of electrons and muons are respectively measured in $Z \rightarrow ee$ and $Z \rightarrow \mu\mu$ events with the “tag-and-probe” method [82] in data and simulated events. They amount to be 1.8–2.6% for electrons and 0.2–0.4% for muons [64,66]. The lepton identification and isolation uncertainties are treated as correlated between the data-taking years, while the trigger uncertainties are treated as uncorrelated.

The uncertainties in the jet energy scale and resolution from different sources are evaluated as functions of the jet p_T and η [70]. Jets with $p_T < 10$ GeV are classified as unclustered energy. The uncertainties in the unclustered energy scale for charged particles, neutral hadrons, photons, and very forward particles are evaluated separately according to the resolution of the different sub-detectors. The combined uncertainty of the unclustered energy scale is then propagated to the \vec{p}_T^{miss} . Uncertainties on jets and \vec{p}_T^{miss} affect both the ggH and VBF BDTs, which are used to define the categories. They are transformed into signal yield uncertainties per category, which in turn enter as nuisance parameters in the likelihood fit. The efficiency to identify a b -tagged jet with the DeepJet algorithm is different in data and simulations and affect the b -tagging veto. Scale factors dependent on the jet p_T and η are applied to correct the simulation [83,84]. The uncertainties in these scale factors are taken into account.

The theoretical uncertainties in the renormalization and factorization scales, the choice of PDFs, and the value of the strong coupling constant, α_S , evaluated at the Z boson mass, affect the measurement of the Higgs boson production cross sections [77]. These uncertainties in turn affect the expected signal yield and are treated as correlated between the data-taking years. The QCD scales variations lead to 3.9–8.0% and 0.2–0.5% of uncertainty in the ggH and VBF cross sections, respectively, while changes in the PDFs and α_S result in 3.0–3.2% and 1.9–2.1% uncertainties, respectively. The uncertainties in the event acceptance in each category due to the scales, PDFs, and α_S are also taken into account. An additional uncertainty in the VBF parton shower model is assigned as the signal yield difference between the dipole

shower in PYTHIA and the alternative angular-ordered shower in Herwig. This amounts to 1.9–11.4% uncertainties across the categories.

The integrated luminosities for the 2016–2018 data-taking years have 1.2–2.5% individual uncertainties [85–87], while the overall uncertainty for the 2016–2018 period is 1.6%. They affect the overall yield of the signal expected from simulations. The uncertainty on the number of pileup vertices is evaluated by varying the pileup correction weights applied to the simulation. The variation of weight is obtained through a $\pm 4.6\%$ change to the total inelastic cross section at a nominal value of 69.2 mb used to estimate the pileup effect on data. The pileup uncertainties are treated as correlated between the years.

During the 2016 and 2017 data-taking periods, a gradual timing shift of the signals from the ECAL first-level trigger caused a specific trigger inefficiency in the region of $|\eta| > 2.0$. For events containing an electron with $p_T > 50$ GeV or a jet with $p_T > 100$ GeV, in the region of $2.5 < |\eta| < 3.0$, the efficiency loss is between 10.0%–20.0%, dependent on p_T , η , and time. Scale factors are computed to correct the detector acceptance in simulations to reflect this effect in the data. The uncertainty due to this correction is 0.1%–0.5% and is treated as correlated between the two years.

IX. RESULTS

A. Results for the Higgs boson

No excess of data above the background prediction has been observed for the LFV decay of $H \rightarrow e\mu$. An upper limit on the branching fraction of the decay is computed using the CL_s criterion, with the profile likelihood as the test statistic, which is assumed to be distributed as in the asymptotic approximation [79,88,89]. The observed

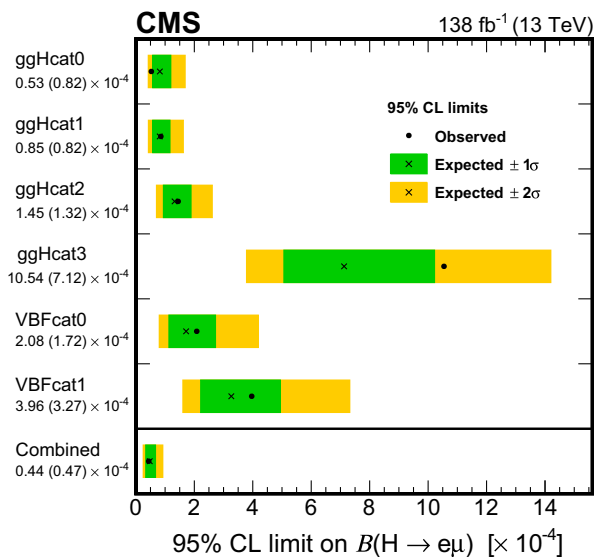


FIG. 5. Observed (expected) 95% CL upper limits on $B(H \rightarrow e\mu)$ for each individual analysis category (as shown in the left axis label) and for the combination of all analysis categories.

TABLE III. Observed and expected 95% CL upper limits on $\mathcal{B}(H \rightarrow e\mu)$ for each individual analysis category and for the combination of all analysis categories.

Category	ggH cat 0	ggH cat 1	ggH cat 2	ggH cat 3	VBF cat 0	VBF cat 1	Combined
Observed limit (10^{-4})	<0.53	<0.85	<1.45	<10.54	<2.08	<3.96	<0.44
Expected limit (10^{-4})	<0.82	<0.82	<1.32	<7.12	<1.72	<3.27	<0.47

(expected) upper limit on $\mathcal{B}(H \rightarrow e\mu)$ is $4.4(4.7) \times 10^{-5}$ at 95% CL. A breakdown of the upper limit on $\mathcal{B}(H \rightarrow e\mu)$ is shown per analysis category, and for the combination of all analysis categories is illustrated graphically in Fig. 5 and listed in Table III. Tabulated results are provided in the HEPData record [90].

The upper limit on $\mathcal{B}(H \rightarrow e\mu)$ is also interpreted as a constraint on the LFV Yukawa couplings $Y_{e\mu}$ [33]. The LFV decay arises at tree level from the BSM Yukawa coupling, $Y_{e\mu}$. The decay width $\Gamma(H \rightarrow e\mu)$ can be written in terms of the Yukawa coupling as,

$$\Gamma(H \rightarrow e\mu) = \frac{m_H}{8\pi} (|Y_{e\mu}|^2 + |Y_{\mu e}|^2). \quad (4)$$

The branching fraction $\mathcal{B}(H \rightarrow e\mu)$ assuming $H \rightarrow e\mu$ is the only BSM contribution is given by,

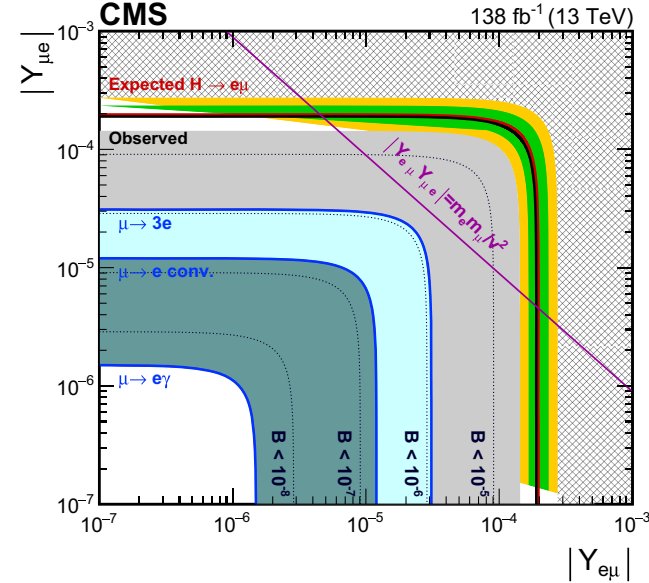


FIG. 6. Constraints on the lepton-flavor violating Yukawa couplings, $|Y_{e\mu}|$ and $|Y_{\mu e}|$. The observed (expected) limit in black (red) line is derived from the limit on $\mathcal{B}(H \rightarrow e\mu)$ in this analysis. The green (yellow) band indicates the one (two) standard deviation uncertainty in the expected limit. The hashed region is excluded by this direct search. Other shaded regions represent indirect constraints derived from the null searches for $\mu \rightarrow 3e$ (gray) [92], $\mu \rightarrow e$ conversion (light blue) [93], and $\mu \rightarrow e\gamma$ (dark green) [32]. The flavor-diagonal Yukawa couplings, $|Y_{ee}|$ and $|Y_{\mu\mu}|$, are assumed to be at their SM values in the calculation of these indirect limits. The purple line is the theoretical naturalness limit of $|Y_{e\mu} Y_{\mu e}| \leq m_e m_\mu / v^2$, where v is the vacuum expectation value of the Higgs field. Dotted lines represent the corresponding constraints on $|Y_{e\mu}|$ and $|Y_{\mu e}|$ at upper limits on $\mathcal{B}(H \rightarrow e\mu)$ at 10^{-5} , 10^{-6} , 10^{-7} , and 10^{-8} , respectively.

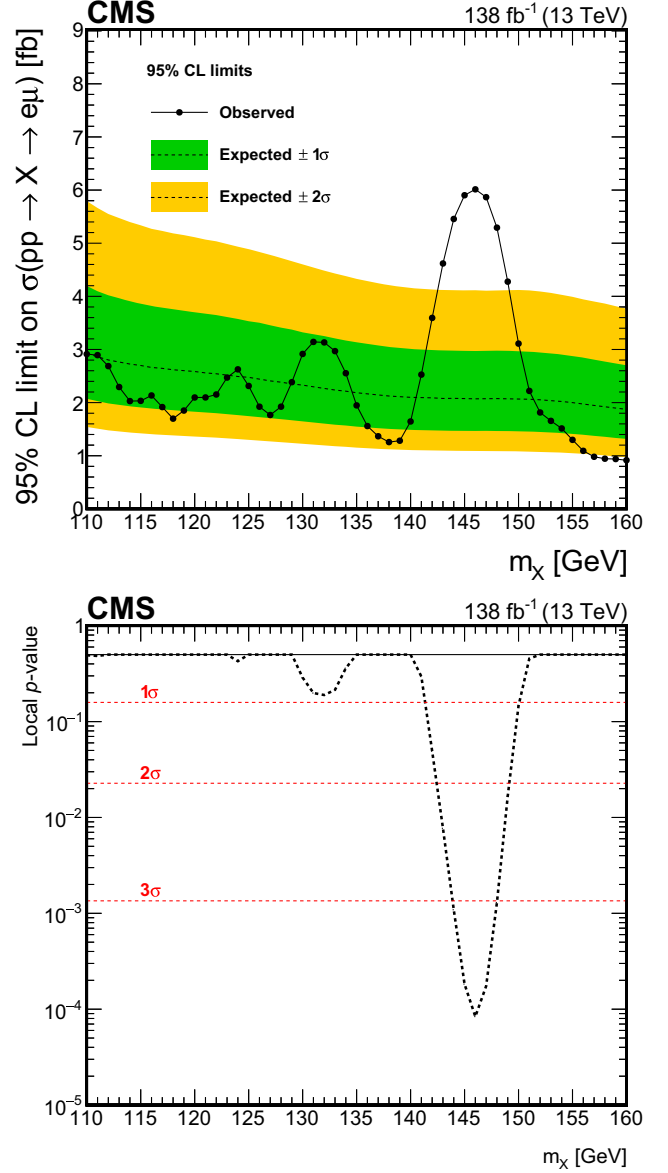


FIG. 7. Upper: the observed (expected) 95% CL upper limits on $\sigma(pp \rightarrow X \rightarrow e\mu)$ as a function of the hypothesized m_X assuming the relative SM-like production cross sections of the ggH and VBF production modes. Lower: the observed local p -values against the background-only hypothesis are shown as a function of the hypothesized m_X .

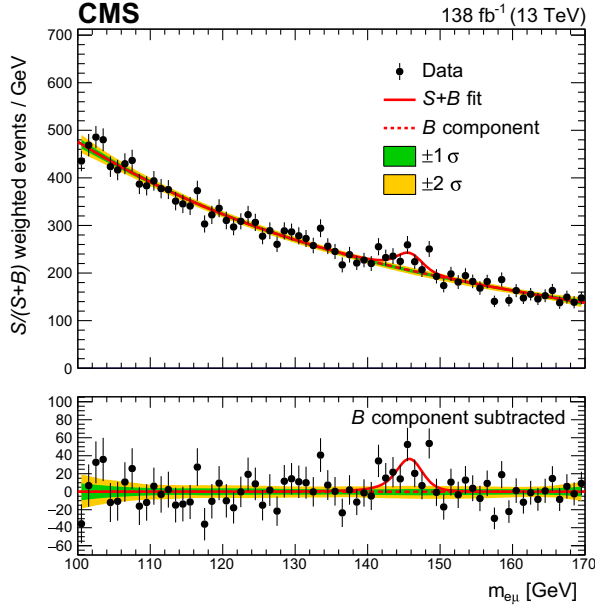


FIG. 8. The $m_{e\mu}$ distribution of the observed data is shown, with the $S + B$ fit at $m_X = 146$ GeV in red solid line, and the background component of the fit in red dotted line. Events and fit in each category are weighted by $S/(S + B)$. The one and two standard deviation uncertainty bands of the background component are shown in green and yellow. The lower panel shows the residuals after subtracting the background component of the fit from data.

$$\mathcal{B}(H \rightarrow e\mu) = \frac{\Gamma(H \rightarrow e\mu)}{\Gamma(H \rightarrow e\mu) + \Gamma_{\text{SM}}}. \quad (5)$$

The decay width of H is assumed to be $\Gamma_{\text{SM}} = 4.1$ MeV at $m_H \approx 125$ GeV [91]. The observed (expected) upper limit on the Yukawa coupling is evaluated to be $\sqrt{|Y_{e\mu}|^2 + |Y_{\mu e}|^2} < 1.9(2.0) \times 10^{-4}$ at 95% C.L. The result is illustrated in Fig. 6.

B. Results for additional Higgs bosons

The observed (expected) upper limit at 95% CL on $\sigma(pp \rightarrow X \rightarrow e\mu)$ is plotted as a function of the hypothesized m_X in the range 110–160 GeV on the left in Fig. 7, assuming the relative SM-like production cross sections of the ggH and VBF production modes as evaluated in

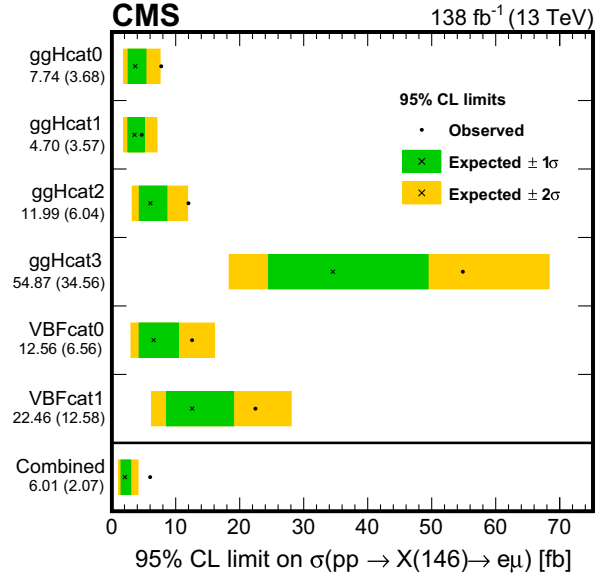


FIG. 9. Observed (expected) 95% CL upper limits on $\sigma(pp \rightarrow X(146) \rightarrow e\mu)$ for each individual analysis category (as shown in the left axis label) and for the combination of all analysis categories assuming the relative SM-like production cross sections of the ggH and VBF production modes.

Ref. [77]. An excess of events over the background-only hypothesis is observed at $m_X \approx 146$ GeV. The corresponding $S + B$ fit combining all categories is shown in Fig. 8, where events in each category are weighted by $S/(S + B)$, where S and B are the fit number of signal and background events in that category. The observed and expected upper limits on $\sigma(pp \rightarrow X(146) \rightarrow e\mu)$ at 95% CL per-category and combined are listed in Table IV and illustrated graphically in Fig. 9. The best fit of $\sigma(pp \rightarrow X(146) \rightarrow e\mu)$ combining all analysis categories is $3.89^{+1.11}(\text{stat})^{+0.57}(\text{syst})$ fb, with the uncertainties dominated by the statistical uncertainties of the data. The best fit of $\sigma(pp \rightarrow X(146) \rightarrow e\mu)$ per-category and combined with the corresponding local significance are also summarized in Table IV. Tabulated results are provided in the HEPData record [90]. Such an excess, however, was not reported in a search of similar sensitivity for $H \rightarrow e\mu$ carried out by the ATLAS experiment which covered the $m_{e\mu}$ range of the excess [36].

TABLE IV. Observed (expected) 95% CL upper limits, best fit, and local significance in unit of standard deviation (σ) of $\sigma(pp \rightarrow X(146) \rightarrow e\mu)$ for each individual analysis category and for the combination of all analysis categories.

Category	ggH cat 0	ggH cat 1	ggH cat 2	ggH cat 3	VBF cat 0	VBF cat 1	Combined
Observed limit (fb)	<7.74	<4.70	<11.99	<54.87	<12.56	<22.46	<6.01
Expected limit (fb)	<3.68	<3.57	<5.04	<34.56	<6.56	<12.58	<2.07
Best fit (fb)	$4.16^{+2.10}_{-1.87}$	$1.30^{+1.87}_{-1.78}$	$6.56^{+3.25}_{-3.07}$	$23.46^{+18.17}_{-17.31}$	$5.35^{+3.92}_{-2.96}$	$9.00^{+7.46}_{-6.30}$	$3.89^{+1.25}_{-1.13}$
Local significance (σ)	2.3	0.7	2.2	1.4	2.1	1.5	3.8

X. SUMMARY

Searches for the lepton-flavor violation decay of H and X with a m_X in the range 110–160 GeV have been performed in the $e\mu$ final state in data collected by the CMS experiment. The data correspond to an integrated luminosity of 138 fb^{-1} of pp collisions at a center-of-mass energy of 13 TeV. The observed (expected) upper limit on the branching fraction of the H decay $\mathcal{B}(H \rightarrow e\mu)$ is found to be $4.4(4.7) \times 10^{-5}$ at 95% confidence level, which is the most stringent direct limit set thus far. Upper limits on the cross sections of $pp \rightarrow X \rightarrow e\mu$ are set in the m_X range 110–160 GeV at 95% confidence level. This is the first result of a direct search for $X \rightarrow e\mu$, with m_X below twice the W boson mass. The largest excess of events over the expected background is observed with a local (global) significance of 3.8 (2.8) standard deviations at an invariant mass of the $e\mu$ final state of around 146 GeV. The observed significance of this excess is insufficient to draw any conclusions. More data will be needed to clarify the nature of the excess.

ACKNOWLEDGMENTS

We congratulate our colleagues in the CERN accelerator departments for the excellent performance of the LHC and thank the technical and administrative staffs at CERN and at other CMS institutes for their contributions to the success of the CMS effort. In addition, we gratefully acknowledge the computing centers and personnel of the Worldwide LHC Computing Grid and other centers for delivering so effectively the computing infrastructure essential to our analyses. Finally, we acknowledge the enduring support for the construction and operation of the LHC, the CMS detector, and the supporting computing infrastructure provided by the following funding agencies: BMBWF and FWF (Austria); FNRS and FWO (Belgium); CNPq, CAPES, FAPERJ, FAPERGS, and FAPESP (Brazil); MES and BNSF (Bulgaria); CERN; CAS, MoST, and NSFC (China); Minciencias (Colombia); MSES and CSF (Croatia); RIF (Cyprus); SENESCYT (Ecuador); MoER, ERC PUT and ERDF (Estonia); Academy of Finland, MEC, and HIP (Finland); CEA and CNRS/IN2P3 (France); BMBF, DFG, and HGF (Germany); GSRI (Greece); NKFIH (Hungary); DAE and DST (India); IPM (Iran); SFI (Ireland); INFN (Italy); MSIP and NRF (Republic of Korea); MES (Latvia); LAS (Lithuania); MOE and UM (Malaysia); BUAP, CINVESTAV, CONACYT, LNS, SEP, and UASLP-FAI (Mexico); MOS (Montenegro); MBIE (New Zealand); PAEC (Pakistan); MES and NSC (Poland); FCT (Portugal); MESTD (Serbia); MCIN/AEI and PCTI (Spain); MOSTR (Sri Lanka); Swiss Funding Agencies (Switzerland); MST (Taipei); MHESI and NSTDA (Thailand); TUBITAK

and TENMAK (Turkey); NASU (Ukraine); STFC (United Kingdom); DOE and NSF (USA). Individuals have received support from the Marie-Curie program and the European Research Council and Horizon 2020 Grant, Contracts No. 675440, No. 724704, No. 752730, No. 758316, No. 765710, No. 824093, No. 884104, and COST Action CA16108 (European Union); the Leventis Foundation; the Alfred P. Sloan Foundation; the Alexander von Humboldt Foundation; the Belgian Federal Science Policy Office; the Fonds pour la Formation à la Recherche dans l'Industrie et dans l'Agriculture (FRIA-Belgium); the Agentschap voor Innovatie door Wetenschap en Technologie (IWT-Belgium); the F. R. S.-FNRS and FWO (Belgium) under the “Excellence of Science—EOS”—be.h Project No. 30820817; the Beijing Municipal Science & Technology Commission, No. Z191100007219010; the Ministry of Education, Youth and Sports (MEYS) of the Czech Republic; the Hellenic Foundation for Research and Innovation (HFRI), Project No. 2288 (Greece); the Deutsche Forschungsgemeinschaft (DFG), under Germany’s Excellence Strategy—EXC 2121 “Quantum Universe”—390833306, and under Project No. 400140256—GRK2497; the Hungarian Academy of Sciences, the New National Excellence Program—ÚNKP, the NKFIH research Grants No. K 124845, No. K 124850, No. K 128713, No. K 128786, No. K 129058, No. K 131991, No. K 133046, No. K 138136, No. K 143460, No. K 143477, No. 2020-2.2.1-ED-2021-00181, and No. TKP2021-NKTA-64 (Hungary); the Council of Science and Industrial Research, India; the Latvian Council of Science; the Ministry of Education and Science, Project No. 2022/WK/14, and the National Science Center, Contracts No. Opus 2021/41/B/ST2/01369 and No. 2021/43/B/ST2/01552 (Poland); the Fundação para a Ciência e a Tecnologia, Grant No. CEECIND/01334/2018 (Portugal); the National Priorities Research Program by Qatar National Research Fund; MCIN/AEI/10.13039/501100011033, ERDF “a way of making Europe,” and the Programa Estatal de Fomento de la Investigación Científica y Técnica de Excelencia María de Maeztu, Grant No. MDM-2017-0765 and Programa Severo Ochoa del Principado de Asturias (Spain); the Chulalongkorn Academic into Its 2nd Century Project Advancement Project, and the National Science, Research and Innovation Fund via the Program Management Unit for Human Resources & Institutional Development, Research and Innovation, Grant No. B05F650021 (Thailand); the Kavli Foundation; the Nvidia Corporation; the SuperMicro Corporation; the Welch Foundation, Contract C-1845; and the Weston Havens Foundation (USA).

- [1] ATLAS Collaboration, Observation of a new particle in the search for the standard model Higgs boson with the ATLAS detector at the LHC, *Phys. Lett. B* **716**, 1 (2012).
- [2] CMS Collaboration, Observation of a new boson at a mass of 125 GeV with the CMS experiment at the LHC, *Phys. Lett. B* **716**, 30 (2012).
- [3] CMS Collaboration, Observation of a new boson with mass near 125 GeV in pp collisions at $\sqrt{s} = 7$ and 8 TeV, *J. High Energy Phys.* **06** (2013) 081.
- [4] ATLAS Collaboration, A detailed map of Higgs boson interactions by the ATLAS experiment ten years after the discovery, *Nature (London)* **607**, 52 (2022).
- [5] CMS Collaboration, A portrait of the Higgs boson by the CMS experiment ten years after the discovery, *Nature (London)* **607**, 60 (2022).
- [6] ATLAS Collaboration, Measurements of the Higgs boson production and decay rates and coupling strengths using pp collision data at $\sqrt{s} = 7$ and 8 TeV in the ATLAS experiment, *Eur. Phys. J. C* **76**, 6 (2016).
- [7] CMS Collaboration, Precise determination of the mass of the Higgs boson and tests of compatibility of its couplings with the standard model predictions using proton collisions at 7 and 8 TeV, *Eur. Phys. J. C* **75**, 212 (2015).
- [8] CMS Collaboration, Study of the Mass and Spin-Parity of the Higgs Boson Candidate via its Decays to Z Boson Pairs, *Phys. Rev. Lett.* **110**, 081803 (2013).
- [9] ATLAS Collaboration, Evidence for the spin-0 nature of the Higgs boson using ATLAS data, *Phys. Lett. B* **726**, 120 (2013).
- [10] CMS Collaboration, Constraints on the spin-parity and anomalous HVV couplings of the Higgs boson in proton collisions at 7 and 8 TeV, *Phys. Rev. D* **92**, 012004 (2015).
- [11] CMS Collaboration, Measurements of properties of the Higgs boson decaying into the four-lepton final state in pp collisions at $\sqrt{s} = 13$ TeV, *J. High Energy Phys.* **11** (2017) 047.
- [12] J. D. Bjorken and S. Weinberg, A Mechanism for Non-conservation of Muon Number, *Phys. Rev. Lett.* **38**, 622 (1977).
- [13] G. C. Branco, P. M. Ferreira, L. Lavoura, M. N. Rebelo, M. Sher, and J. P. Silva, Theory and phenomenology of two-higgs-doublet models, *Phys. Rep.* **516**, 1 (2012).
- [14] H. Ishimori, T. Kobayashi, H. Ohki, Y. Shimizu, H. Okada, and M. Tanimoto, Non-Abelian discrete symmetries in particle physics, *Prog. Theor. Phys. Suppl.* **183**, 1 (2010).
- [15] G. Perez and L. Randall, Natural neutrino masses and mixings from warped geometry, *J. High Energy Phys.* **01** (2009) 077.
- [16] S. Casagrande, F. Goertz, U. Haisch, M. Neubert, and T. Pfoh, Flavor physics in the Randall-Sundrum model: I. Theoretical setup and electroweak precision tests, *J. High Energy Phys.* **10** (2008) 094.
- [17] A. J. Buras, B. Duling, and S. Gori, The impact of Kaluza-Klein fermions on standard model fermion couplings in a RS model with custodial protection, *J. High Energy Phys.* **09** (2009) 076.
- [18] M. Blanke, A. J. Buras, B. Duling, S. Gori, and A. Weiler, $\Delta F = 2$ observables and fine-tuning in a warped extra dimension with custodial protection, *J. High Energy Phys.* **03** (2009) 001.
- [19] M. E. Albrecht, M. Blanke, A. J. Buras, B. Duling, and K. Gemmler, Electroweak and flavour structure of a warped extra dimension with custodial protection, *J. High Energy Phys.* **09** (2009) 064.
- [20] K. Agashe and R. Contino, Composite Higgs-mediated FCNC, *Phys. Rev. D* **80**, 075016 (2009).
- [21] A. Azatov, M. Toharia, and L. Zhu, Higgs mediated FCNC's in warped extra dimensions, *Phys. Rev. D* **80**, 035016 (2009).
- [22] J. L. Diaz-Cruz and J. J. Toscano, Lepton flavor violating decays of Higgs bosons beyond the standard model, *Phys. Rev. D* **62**, 116005 (2000).
- [23] T. Han and D. Marfatia, $h \rightarrow \mu\tau$ at Hadron Colliders, *Phys. Rev. Lett.* **86**, 1442 (2001).
- [24] A. Arhrib, Y. Cheng, and O. C. W. Kong, Comprehensive analysis on lepton flavor violating Higgs boson to $\mu^\mp\tau^\pm$ decay in supersymmetry without R parity, *Phys. Rev. D* **87**, 015025 (2013).
- [25] J. A. Aguilar Saavedra, A minimal set of top-Higgs anomalous couplings, *Nucl. Phys.* **B821**, 215 (2009).
- [26] A. Goudelis, O. Lebedev, and J. H. Park, Higgs-induced lepton flavor violation, *Phys. Lett. B* **707**, 369 (2012).
- [27] D. McKeen, M. Pospelov, and A. Ritz, Modified Higgs branching ratios versus CP and lepton flavor violation, *Phys. Rev. D* **86**, 113004 (2012).
- [28] A. Pilaftsis, Lepton flavor nonconservation in H^0 decays, *Phys. Lett. B* **285**, 68 (1992).
- [29] J. G. Körner, A. Pilaftsis, and K. Schilcher, Leptonic CP asymmetries in flavor changing H^0 decays, *Phys. Rev. D* **47**, 1080 (1993).
- [30] O. U. Shanker, Flavor violation, scalar particles and leptoquarks, *Nucl. Phys.* **B206**, 253 (1982).
- [31] B. McWilliams and L.-F. Li, Virtual effects of Higgs particles, *Nucl. Phys.* **B179**, 62 (1981).
- [32] A. M. Baldini *et al.* (MEG Collaboration), Search for the lepton flavour violating decay $\mu^+ \rightarrow e^+\gamma$ with the full dataset of the MEG experiment, *Eur. Phys. J. C* **76**, 434 (2016).
- [33] R. Harnik, J. Kopp, and J. Zupan, Flavor violating Higgs decays, *J. High Energy Phys.* **03** (2013) 026.
- [34] ATLAS Collaboration, A search for the dimuon decay of the Standard Model Higgs boson with the ATLAS detector, *Phys. Lett. B* **812**, 135980 (2021).
- [35] CMS Collaboration, Evidence for Higgs boson decay to a pair of muons, *J. High Energy Phys.* **01** (2021) 148.
- [36] ATLAS Collaboration, Search for the Higgs boson decays $H \rightarrow ee$ and $H \rightarrow e\mu$ in pp collisions at $\sqrt{s} = 13$ TeV with the ATLAS detector, *Phys. Lett. B* **801**, 135148 (2019).
- [37] R. Primulando, J. Julio, and P. Uttayarat, Collider constraints on lepton flavor violation in the 2HDM, *Phys. Rev. D* **101**, 055021 (2020).
- [38] CMS Collaboration, The CMS experiment at the CERN LHC, *J. Instrum.* **3**, S08004 (2008).
- [39] CMS Collaboration, Performance of the CMS level-1 trigger in proton-proton collisions at $\sqrt{s} = 13$ TeV, *J. Instrum.* **15**, P10017 (2020).
- [40] CMS Collaboration, The CMS trigger system, *J. Instrum.* **12**, P01020 (2017).
- [41] T. Sjöstrand, S. Ask, J. R. Christiansen, R. Corke, N. Desai, P. Ilten, S. Mrenna, S. Prestel, C. O. Rasmussen, and

- P. Z. Skands, An introduction to PYTHIA 8.2, *Comput. Phys. Commun.* **191**, 159 (2015).
- [42] CMS Collaboration, Extraction and validation of a new set of CMS PYTHIA8 tunes from underlying-event measurements, *Eur. Phys. J. C* **80**, 4 (2020).
- [43] R. D. Ball *et al.* (NNPDF Collaboration), Parton distributions from high-precision collider data, *Eur. Phys. J. C* **77**, 663 (2017).
- [44] S. Agostinelli *et al.* (GEANT4 Collaboration), Geant4—A simulation toolkit, *Nucl. Instrum. Methods Phys. Res., Sect. A* **506**, 250 (2003).
- [45] H. M. Georgi, S. L. Glashow, M. E. Machacek, and D. V. Nanopoulos, Higgs Bosons from Two Gluon Annihilation in Proton-Proton Collisions, *Phys. Rev. Lett.* **40**, 692 (1978).
- [46] R. N. Cahn, S. D. Ellis, R. Kleiss, and W. J. Stirling, Transverse momentum signatures for heavy Higgs bosons, *Phys. Rev. D* **35**, 1626 (1987).
- [47] S. L. Glashow, D. V. Nanopoulos, and A. Yildiz, Associated production of Higgs bosons and Z particles, *Phys. Rev. D* **18**, 1724 (1978).
- [48] P. Nason, A new method for combining NLO QCD with shower Monte Carlo algorithms, *J. High Energy Phys.* **11** (2004) 040.
- [49] S. Frixione, P. Nason, and C. Oleari, Matching NLO QCD computations with parton shower simulations: The POWHEG method, *J. High Energy Phys.* **11** (2007) 070.
- [50] S. Alioli, P. Nason, C. Oleari, and E. Re, A general framework for implementing NLO calculations in shower Monte Carlo programs: The POWHEG BOX, *J. High Energy Phys.* **06** (2010) 043.
- [51] S. Alioli, K. Hamilton, P. Nason, C. Oleari, and E. Re, Jet pair production in POWHEG, *J. High Energy Phys.* **04** (2011) 081.
- [52] S. Alioli, P. Nason, C. Oleari, and E. Re, NLO Higgs boson production via gluon fusion matched with shower in POWHEG, *J. High Energy Phys.* **04** (2009) 002.
- [53] E. Bagnaschi, G. Degrossi, P. Slavich, and A. Vicini, Higgs production via gluon fusion in the POWHEG approach in the SM and in the MSSM, *J. High Energy Phys.* **02** (2012) 088.
- [54] G. Heinrich, S. Jones, M. Kerner, G. Luisoni, and E. Vryonidou, NLO predictions for Higgs boson pair production with full top quark mass dependence matched to parton showers, *J. High Energy Phys.* **08** (2017) 088.
- [55] G. Buchalla, M. Capozzi, A. Celis, G. Heinrich, and L. Scyboz, Higgs boson pair production in non-linear effective field theory with full m_t -dependence at NLO QCD, *J. High Energy Phys.* **09** (2018) 057.
- [56] J. Bellm *et al.*, Herwig 7.0/Herwig++ 3.0 release note, *Eur. Phys. J. C* **76**, 196 (2016).
- [57] CMS Collaboration, Development and validation of Herwig 7 tunes from CMS underlying-event measurements, *Eur. Phys. J. C* **81**, 312 (2021).
- [58] B. Jager, A. Karlberg, S. Platzer, J. Scheller, and M. Zaro, Parton-shower effects in Higgs production via vector-boson fusion, *Eur. Phys. J. C* **80**, 756 (2020).
- [59] J. Alwall, R. Frederix, S. Frixione, V. Hirschi, F. Maltoni, O. Mattelaer, H. S. Shao, T. Stelzer, P. Torrielli, and M. Zaro, The automated computation of tree-level and next-to-leading order differential cross sections, and their matching to parton shower simulations, *J. High Energy Phys.* **07** (2014) 079.
- [60] J. Alwall *et al.*, Comparative study of various algorithms for the merging of parton showers and matrix elements in hadronic collisions, *Eur. Phys. J. C* **53**, 473 (2008).
- [61] R. Frederix and S. Frixione, Merging meets matching in MC@NLO, *J. High Energy Phys.* **12** (2012) 061.
- [62] CMS Collaboration, Particle-flow reconstruction and global event description with the CMS detector, *J. Instrum.* **12**, P10003 (2017).
- [63] CMS Collaboration, Technical proposal for the phase-II upgrade of the compact muon solenoid, CMS Technical Proposal No. CERN-LHCC-2015-010, CMS-TDR-15-02, 2015.
- [64] CMS Collaboration, Electron and photon reconstruction and identification with the CMS experiment at the CERN LHC, *J. Instrum.* **16**, P05014 (2021).
- [65] CMS Collaboration, ECAL 2016 refined calibration and Run 2 summary plots, CMS detector performance summary, Report No. CMS-DP-2020-021, 2020, <https://cds.cern.ch/record/2717925>.
- [66] CMS Collaboration, Performance of the CMS muon detector and muon reconstruction with proton-proton collisions at $\sqrt{s} = 13$ TeV, *J. Instrum.* **13**, P06015 (2018).
- [67] M. Cacciari, G. P. Salam, and G. Soyez, The catchment area of jets, *J. High Energy Phys.* **04** (2008) 005.
- [68] M. Cacciari, G. P. Salam, and G. Soyez, The anti- k_T jet clustering algorithm, *J. High Energy Phys.* **04** (2008) 063.
- [69] M. Cacciari, G. P. Salam, and G. Soyez, FastJet user manual, *Eur. Phys. J. C* **72**, 1896 (2012).
- [70] CMS Collaboration, Jet energy scale and resolution in the CMS experiment in pp collisions at 8 TeV, *J. Instrum.* **12**, P02014 (2017).
- [71] E. Bols, J. Kieseler, M. Verzetti, M. Stoye, and A. Stakia, Jet flavour classification using DeepJet, *J. Instrum.* **15**, P12012 (2020).
- [72] CMS Collaboration, Performance of reconstruction and identification of τ leptons decaying to hadrons and ν_τ in pp collisions at $\sqrt{s} = 13$ TeV, *J. Instrum.* **13**, P10005 (2018).
- [73] CMS Collaboration, Identification of hadronic tau lepton decays using a deep neural network, *J. Instrum.* **17**, P07023 (2022).
- [74] CMS Collaboration, Performance of missing transverse momentum reconstruction in proton-proton collisions at $\sqrt{s} = 13$ TeV using the CMS detector, *J. Instrum.* **14**, P07004 (2019).
- [75] CMS Collaboration, Search for lepton-flavor violating decays of the Higgs boson in the $\mu\tau$ and $e\tau$ final states in proton-proton collisions at $\sqrt{s} = 13$ TeV, *Phys. Rev. D* **104**, 032013 (2021).
- [76] T. Chen and C. Guestrin, xGBoost: A scalable tree boosting system, in *Proceedings of 22nd ACM SIGKDD International Conference on Knowledge Discovery and Data Mining*, KDD '16 (ACM, New York, NY, USA, 2016), p. 785.
- [77] D. de Florian *et al.*, Handbook of LHC Higgs cross sections: 4. Deciphering the nature of the Higgs sector, CERN Report No. CERN-2017-002-M, 2016.
- [78] F. Schissler and D. Zeppenfeld, Parton shower effects on W and Z production via vector boson fusion at NLO QCD, *J. High Energy Phys.* **04** (2013) 057.

- [79] G. Cowan, K. Cranmer, E. Gross, and O. Vitells, Asymptotic formulae for likelihood-based tests of new physics, *Eur. Phys. J. C* **71**, 1554 (2011); **73**, 2501 (2013).
- [80] S. S. Wilks, The large-sample distribution of the likelihood ratio for testing composite hypotheses, *Ann. Math. Stat.* **9**, 60 (1938).
- [81] CMS Collaboration, Measurements of production cross sections of the Higgs boson in the four-lepton final state in proton-proton collisions at $\sqrt{s} = 13$ TeV, *Eur. Phys. J. C* **81**, 488 (2021).
- [82] CMS Collaboration, Measurements of inclusive W and Z cross sections in pp collisions at $\sqrt{s} = 7$ TeV, *J. High Energy Phys.* **01** (2011) 080.
- [83] CMS Collaboration, Identification of heavy-flavour jets with the CMS detector in pp collisions at 13 TeV, *J. Instrum.* **13**, P05011 (2018).
- [84] CMS Collaboration, Performance of b tagging algorithms in proton-proton collisions at 13 TeV with Phase 1 CMS detector, CMS Detector Performance Note, Report No. CMS-DP-2018-033, 2018, <https://cds.cern.ch/record/2627468>.
- [85] CMS Collaboration, Precision luminosity measurement in proton-proton collisions at $\sqrt{s} = 13$ TeV in 2015 and 2016 at CMS, *Eur. Phys. J. C* **81**, 800 (2021).
- [86] CMS Collaboration, CMS luminosity measurement for the 2017 data-taking period at $\sqrt{s} = 13$ TeV, CMS Physics Analysis Summary, Report No. CMS-PAS-LUM-17-004, 2017, <http://cds.cern.ch/record/2621960>.
- [87] CMS Collaboration, CMS luminosity measurement for the 2018 data-taking period at $\sqrt{s} = 13$ TeV, CMS Physics Analysis Summary, Report No. CMS-PAS-LUM-18-002, 2018, <http://cds.cern.ch/record/2676164>.
- [88] T. Junk, Confidence level computation for combining searches with small statistics, *Nucl. Instrum. Methods Phys. Res., Sect. A* **434**, 435 (1999).
- [89] A. L. Read, Presentation of search results: The CL_s technique, *J. Phys. G* **28**, 2693 (2002).
- [90] HEPData record for this analysis (2023), <https://www.hepdata.net/record/139722>.
- [91] A. Denner, S. Heinemeyer, I. Puljak, D. Rebuszi, and M. Spira, Standard model Higgs-boson branching ratios with uncertainties, *Eur. Phys. J. C* **71**, 1753 (2011).
- [92] U. Bellgardt *et al.* (SINDRUM Collaboration), Search for the decay $\mu^+ \rightarrow e^+ e^+ e^-$, *Nucl. Phys.* **B299**, 1 (1988).
- [93] R. Kitano, M. Koike, and Y. Okada, Detailed calculation of lepton flavor violating muon electron conversion rate for various nuclei, *Phys. Rev. D* **66**, 096002 (2002); **76**, 059902 (2007).

A. Hayrapetyan,¹ A. Tumasyan,^{1,b} W. Adam,² J. W. Andrejkovic,² T. Bergauer,² S. Chatterjee,² K. Damanakis,² M. Dragicevic,² A. Escalante Del Valle,² P. S. Hussain,² M. Jeitler,^{2,c} N. Krammer,² L. Lechner,² D. Liko,² I. Mikulec,² J. Schieck,^{2,c} R. Schöffbeck,² D. Schwarz,² M. Sonawane,² S. Templ,² W. Waltenberger,² C.-E. Wulz,^{2,c} M. R. Darwish,^{3,d} T. Janssen,³ T. Kello,^{3,e} P. Van Mechelen,³ E. S. Bols,⁴ J. D'Hondt,⁴ A. De Moor,⁴ M. Delcourt,⁴ H. El Faham,⁴ S. Lowette,⁴ I. Makarenko,⁴ A. Morton,⁴ D. Müller,⁴ A. R. Sahasransu,⁴ S. Tavernier,⁴ S. Van Putte,⁴ D. Vannerom,⁴ B. Clerbaux,⁵ S. Dansana,⁵ G. De Lentdecker,⁵ L. Favart,⁵ D. Hohov,⁵ J. Jaramillo,⁵ K. Lee,⁵ M. Mahdavihorrani,⁵ A. Malara,⁵ S. Paredes,⁵ L. Pétré,⁵ N. Postiau,⁵ L. Thomas,⁵ M. Vanden Bemden,⁵ C. Vander Velde,⁵ P. Vanlaer,⁵ M. De Coen,⁶ D. Dobur,⁶ J. Knolle,⁶ L. Lambrecht,⁶ G. Mestdach,⁶ C. Rendón,⁶ A. Samalan,⁶ K. Skovpen,⁶ M. Tytgat,⁶ N. Van Den Bossche,⁶ B. Vermassen,⁶ L. Wezenbeek,⁶ A. Benecke,⁷ G. Bruno,⁷ F. Bury,⁷ C. Caputo,⁷ C. Delaere,⁷ I. S. Donertas,⁷ A. Giammanco,⁷ K. Jaffel,⁷ Sa. Jain,⁷ V. Lemaitre,⁷ J. Lidrych,⁷ P. Mastrapasqua,⁷ K. Mondal,⁷ T. T. Tran,⁷ S. Wertz,⁷ G. A. Alves,⁸ E. Coelho,⁸ C. Hensel,⁸ A. Moraes,⁸ P. Rebello Teles,⁸ W. L. Aldá Júnior,⁹ M. Alves Gallo Pereira,⁹ M. Barroso Ferreira Filho,⁹ H. Brandao Malbouisson,⁹ W. Carvalho,⁹ J. Chinellato,^{9,f} E. M. Da Costa,⁹ G. G. Da Silveira,^{9,g} D. De Jesus Damiao,⁹ V. Dos Santos Sousa,⁹ S. Fonseca De Souza,⁹ J. Martins,^{9,h} C. Mora Herrera,⁹ K. Mota Amarilo,⁹ L. Mundim,⁹ H. Nogima,⁹ A. Santoro,⁹ S. M. Silva Do Amaral,⁹ A. Sznajder,⁹ M. Thiel,⁹ A. Vilela Pereira,⁹ C. A. Bernardes,^{10,g} L. Calligaris,¹⁰ T. R. Fernandez Perez Tomei,¹⁰ E. M. Gregores,¹⁰ P. G. Mercadante,¹⁰ S. F. Novaes,¹⁰ B. Orzari,¹⁰ Sandra S. Padula,¹⁰ A. Aleksandrov,¹¹ G. Antchev,¹¹ R. Hadjiiska,¹¹ P. Iaydjiev,¹¹ M. Misheva,¹¹ M. Shopova,¹¹ G. Sultanov,¹¹ A. Dimitrov,¹² T. Ivanov,¹² L. Litov,¹² B. Pavlov,¹² P. Petkov,¹² A. Petrov,¹² E. Shumka,¹² S. Keshri,¹³ S. Thakur,¹³ T. Cheng,¹⁴ Q. Guo,¹⁴ T. Javaid,^{14,i} M. Mittal,¹⁴ L. Yuan,¹⁴ G. Bauer,^{15,j} Z. Hu,¹⁵ K. Yi,^{15,k,j} G. M. Chen,^{16,i} H. S. Chen,^{16,i} M. Chen,^{16,i} F. Iemmi,¹⁶ C. H. Jiang,¹⁶ A. Kapoor,¹⁶ H. Liao,¹⁶ Z.-A. Liu,^{16,l} F. Monti,¹⁶ R. Sharma,¹⁶ J. N. Song,¹⁶ J. Tao,¹⁶ C. Wang,^{16,i} J. Wang,¹⁶ H. Zhang,¹⁶ A. Agapitos,¹⁷ Y. Ban,¹⁷ A. Levin,¹⁷ C. Li,¹⁷ Q. Li,¹⁷ X. Lyu,¹⁷ Y. Mao,¹⁷ S. J. Qian,¹⁷ X. Sun,¹⁷ D. Wang,¹⁷ H. Yang,¹⁷ M. Lu,¹⁸ Z. You,¹⁸ N. Lu,¹⁹ X. Gao,^{20,e} D. Leggat,²⁰ H. Okawa,²⁰ Y. Zhang,²⁰ Z. Lin,²¹ C. Lu,²¹ M. Xiao,²¹ C. Avila,²² D. A. Barbosa Trujillo,²² A. Cabrera,²² C. Florez,²² J. Fraga,²² J. A. Reyes Vega,²² J. Mejia Guisao,²³ F. Ramirez,²³ M. Rodriguez,²³ J. D. Ruiz Alvarez,²³ D. Giljanovic,²⁴ N. Godinovic,²⁴

D. Lelas²⁴, A. Sculac²⁴, M. Kovac²⁵, T. Sculac²⁵, P. Bargassa²⁶, V. Brigljevic²⁶, B. K. Chitroda²⁶,
D. Ferencek²⁶, S. Mishra²⁶, A. Starodumov^{26,m}, T. Susa²⁶, A. Attikis²⁷, K. Christoforou²⁷, S. Konstantinou²⁷,
J. Mousa²⁷, C. Nicolaou²⁷, F. Ptochos²⁷, P. A. Razis²⁷, H. Rykaczewski²⁷, H. Saka²⁷, A. Steppenov²⁷,
M. Finger²⁸, M. Finger Jr.²⁸, A. Kveton²⁸, E. Ayala²⁹, E. Carrera Jarrin³⁰, S. Elgammal^{31,n}, A. Ellithi Kamel,^{31,o}
M. Abdullah Al-Mashad³², M. A. Mahmoud³², K. Ehataht³³, M. Kadastik³³, T. Lange³³, S. Nandan³³,
C. Nielsen³³, J. Pata³³, M. Raidal³³, L. Tani³³, C. Veelken³³, H. Kirschenmann³⁴, K. Osterberg³⁴,
M. Voutilainen³⁴, S. Bharthuar³⁵, E. Brücken³⁵, F. Garcia³⁵, J. Havukainen³⁵, K. T. S. Kallonen³⁵, M. S. Kim³⁵,
R. Kinnunen³⁵, T. Lampén³⁵, K. Lassila-Perini³⁵, S. Lehti³⁵, T. Lindén³⁵, M. Lotti³⁵, L. Martikainen³⁵,
M. Myllymäki³⁵, M. m. Rantanen³⁵, H. Siikonen³⁵, E. Tuominen³⁵, J. Tuominiemi³⁵, P. Luukka³⁶, H. Petrow³⁶,
T. Tuuva,^{36,a} C. Amendola³⁷, M. Besancon³⁷, F. Couderc³⁷, M. Dejardin³⁷, D. Denegri³⁷, J. L. Faure³⁷, F. Ferri³⁷,
S. Ganjour³⁷, P. Gras³⁷, G. Hamel de Monchenault³⁷, V. Lohezic³⁷, J. Malcles³⁷, J. Rander³⁷, A. Rosowsky³⁷,
M. Ö. Sahin³⁷, A. Savoy-Navarro^{37,p}, P. Simkina³⁷, M. Titov³⁷, C. Baldenegro Barrera³⁸, F. Beaudette³⁸,
A. Buchot Perraguin³⁸, P. Busson³⁸, A. Cappati³⁸, C. Charlot³⁸, F. Damas³⁸, O. Davignon³⁸, B. Diab³⁸,
G. Falmagne³⁸, B. A. Fontana Santos Alves³⁸, S. Ghosh³⁸, R. Granier de Cassagnac³⁸, A. Hakimi³⁸,
B. Harikrishnan³⁸, G. Liu³⁸, J. Motta³⁸, M. Nguyen³⁸, C. Ochando³⁸, L. Portales³⁸, R. Salerno³⁸, U. Sarkar³⁸,
J. B. Sauvan³⁸, Y. Sirois³⁸, A. Tarabini³⁸, E. Vernazza³⁸, A. Zabi³⁸, A. Zghiche³⁸, J.-L. Agram^{39,q}, J. Andrea³⁹,
D. Apparú³⁹, D. Bloch³⁹, J.-M. Brom³⁹, E. C. Chabert³⁹, C. Collard³⁹, U. Goerlach³⁹, C. Grimault³⁹,
A.-C. Le Bihan³⁹, P. Van Hove³⁹, S. Beauceron⁴⁰, B. Blancon⁴⁰, G. Boudoul⁴⁰, N. Chanon⁴⁰, J. Choi⁴⁰,
D. Contardo⁴⁰, P. Depasse⁴⁰, C. Dozen^{40,r}, H. El Mamouni⁴⁰, J. Fay⁴⁰, S. Gascon⁴⁰, M. Gouzevitch⁴⁰,
C. Greenberg⁴⁰, G. Grenier⁴⁰, B. Ille⁴⁰, I. B. Laktineh⁴⁰, M. Lethuillier⁴⁰, L. Mirabito⁴⁰, S. Perries⁴⁰,
M. Vander Donckt⁴⁰, P. Verdier⁴⁰, J. Xiao⁴⁰, I. Bagaturia^{41,s}, I. Lomidze⁴¹, Z. Tsamalaidze^{41,m}, V. Botta⁴²,
L. Feld⁴², K. Klein⁴², M. Lipinski⁴², D. Meuser⁴², A. Pauls⁴², N. Röwert⁴², M. Teroerde⁴², S. Diekmann⁴³,
A. Dodonova⁴³, N. Eich⁴³, D. Eliseev⁴³, M. Erdmann⁴³, P. Fackeldey⁴³, B. Fischer⁴³, T. Hebbeker⁴³,
K. Hoepfner⁴³, F. Ivone⁴³, M. y. Lee⁴³, L. Mastrolorenzo⁴³, M. Merschmeyer⁴³, A. Meyer⁴³, S. Mondal⁴³,
S. Mukherjee⁴³, D. Noll⁴³, A. Novak⁴³, F. Nowotny⁴³, A. Pozdnyakov⁴³, Y. Rath⁴³, W. Redjeb⁴³, F. Rehm⁴³,
H. Reithler⁴³, A. Schmidt⁴³, S. C. Schuler⁴³, A. Sharma⁴³, A. Stein⁴³, F. Torres Da Silva De Araujo^{43,t},
L. Vigilante⁴³, S. Wiedenbeck⁴³, S. Zaleski⁴³, C. Dziwok⁴⁴, G. Flügge⁴⁴, W. Haj Ahmad^{44,u}, T. Kress⁴⁴,
A. Nowack⁴⁴, O. Pooth⁴⁴, A. Stahl⁴⁴, T. Ziemons⁴⁴, A. Zotz⁴⁴, H. Aarup Petersen⁴⁵, M. Aldaya Martin⁴⁵,
J. Alimena⁴⁵, S. Amoroso⁴⁵, Y. An⁴⁵, S. Baxter⁴⁵, M. Bayatmakou⁴⁵, H. Becerril Gonzalez⁴⁵, O. Behnke⁴⁵,
S. Bhattacharya⁴⁵, F. Blekman^{45,v}, K. Borrás^{45,w}, D. Brunner⁴⁵, A. Campbell⁴⁵, A. Cardini⁴⁵, C. Cheng⁴⁵,
F. Colombina⁴⁵, S. Consuegra Rodríguez⁴⁵, G. Correia Silva⁴⁵, M. De Silva⁴⁵, G. Eckerlin⁴⁵, D. Eckstein⁴⁵,
L. I. Estevez Banos⁴⁵, O. Filatov⁴⁵, E. Gallo^{45,v}, A. Geiser⁴⁵, A. Giraldi⁴⁵, G. Greau⁴⁵, V. Guglielmi⁴⁵,
M. Guthoff⁴⁵, A. Jafari^{45,x}, N. Z. Jomhari⁴⁵, B. Kaeck⁴⁵, M. Kasemann⁴⁵, H. Kaveh⁴⁵, C. Kleinwort⁴⁵,
R. Kogler⁴⁵, M. Komm⁴⁵, D. Krücker⁴⁵, W. Lange⁴⁵, D. Leyva Pernia⁴⁵, K. Lipka^{45,y}, W. Lohmann^{45,z},
R. Mankel⁴⁵, I.-A. Melzer-Pellmann⁴⁵, M. Mendizabal Morentin⁴⁵, J. Metwally⁴⁵, A. B. Meyer⁴⁵, G. Milella⁴⁵,
M. Mormile⁴⁵, A. Mussgiller⁴⁵, A. Nürnberg⁴⁵, Y. Otari⁴⁵, D. Pérez Adán⁴⁵, E. Ranken⁴⁵, A. Raspereza⁴⁵,
B. Ribeiro Lopes⁴⁵, J. Rübenach⁴⁵, A. Saggio⁴⁵, M. Scham^{45,aa}, V. Scheurer⁴⁵, S. Schnake^{45,w}, P. Schütze⁴⁵,
C. Schwanenberger^{45,v}, M. Shchedrolosiev⁴⁵, R. E. Sosa Ricardo⁴⁵, L. P. Sreelatha Pramod⁴⁵, D. Stafford⁴⁵,
F. Vazzoler⁴⁵, A. Ventura Barroso⁴⁵, R. Walsh⁴⁵, Q. Wang⁴⁵, Y. Wen⁴⁵, K. Wichmann⁴⁵, L. Wiens^{45,w},
C. Wissing⁴⁵, S. Wuchterl⁴⁵, Y. Yang⁴⁵, A. Zimmermann Castro Santos⁴⁵, A. Albrecht⁴⁶, S. Albrecht⁴⁶,
M. Antonello⁴⁶, S. Bein⁴⁶, L. Benato⁴⁶, M. Bonanomi⁴⁶, P. Connor⁴⁶, K. De Leo⁴⁶, M. Eich⁴⁶, K. El Morabit⁴⁶,
Y. Fischer⁴⁶, A. Fröhlich⁴⁶, C. Garbers⁴⁶, E. Garutti⁴⁶, A. Grohsjean⁴⁶, M. Hajheidari⁴⁶, J. Haller⁴⁶,
A. Hinzmann⁴⁶, H. R. Jabusch⁴⁶, G. Kasieczka⁴⁶, P. Keicher⁴⁶, R. Klanner⁴⁶, W. Korcarí⁴⁶, T. Kramer⁴⁶,
V. Kutzner⁴⁶, F. Labe⁴⁶, J. Lange⁴⁶, A. Lobanov⁴⁶, C. Matthies⁴⁶, A. Mehta⁴⁶, L. Moureaux⁴⁶, M. Mrowietz⁴⁶,
A. Nigamova⁴⁶, Y. Nissan⁴⁶, A. Paasch⁴⁶, K. J. Pena Rodriguez⁴⁶, T. Quadfasel⁴⁶, M. Rieger⁴⁶, D. Savoie⁴⁶,
J. Schindler⁴⁶, P. Schleper⁴⁶, M. Schröder⁴⁶, J. Schwandt⁴⁶, M. Sommerhalder⁴⁶, H. Stadie⁴⁶, G. Steinbrück⁴⁶,
A. Tews⁴⁶, M. Wolf⁴⁶, S. Brommer⁴⁷, M. Burkart⁴⁷, E. Butz⁴⁷, T. Chwalek⁴⁷, A. Dierlamm⁴⁷, A. Droll⁴⁷,
N. Faltermann⁴⁷, M. Giffels⁴⁷, A. Gottmann⁴⁷, F. Hartmann^{47,bb}, M. Horzela⁴⁷, U. Husemann⁴⁷, M. Klute⁴⁷,
R. Koppenhöfer⁴⁷, M. Link⁴⁷, A. Lintuluoto⁴⁷, S. Maier⁴⁷, S. Mitra⁴⁷, Th. Müller⁴⁷, M. Neukum⁴⁷, M. Oh⁴⁷,

G. Quast⁴⁷, K. Rabbertz⁴⁷, I. Shvetsov⁴⁷, H. J. Simonis⁴⁷, N. Trevisani⁴⁷, R. Ulrich⁴⁷, J. van der Linden⁴⁷,
R. F. Von Cube⁴⁷, M. Wassmer⁴⁷, S. Wieland⁴⁷, R. Wolf⁴⁷, S. Wunsch⁴⁷, X. Zuo⁴⁷, G. Anagnostou⁴⁸,
P. Assiouras⁴⁸, G. Daskalakis⁴⁸, A. Kyriakis⁴⁸, A. Stakia⁴⁸, D. Karasavvas⁴⁹, P. Kontaxakis⁴⁹, G. Melachroinos⁴⁹,
A. Panagiotou⁴⁹, I. Papavergou⁴⁹, N. Saoulidou⁴⁹, K. Theofilatos⁴⁹, E. Tziaferi⁴⁹, K. Vellidis⁴⁹, I. Zisopoulos⁴⁹,
G. Bakas⁵⁰, T. Chatzistavrou⁵⁰, G. Karapostoli⁵⁰, K. Kousouris⁵⁰, I. Papakrivopoulos⁵⁰, E. Siamarkou⁵⁰,
G. Tsipolitis⁵⁰, A. Zacharopoulou⁵⁰, K. Adamidis⁵¹, I. Bestintzanos⁵¹, I. Evangelou⁵¹, C. Foudas⁵¹, P. Gianneios⁵¹,
C. Kamtsikis⁵¹, P. Katsoulis⁵¹, P. Kokkas⁵¹, P. G. Kosmoglou Kioseoglou⁵¹, N. Manthos⁵¹, I. Papadopoulos⁵¹,
J. Strologas⁵¹, M. Csanád⁵², K. Farkas⁵², M. M. A. Gadallah^{52,cc}, P. Major⁵², K. Mandal⁵², G. Pásztor⁵²,
A. J. Rádl^{52,dd}, O. Surányi⁵², G. I. Veres⁵², M. Bartók^{53,ee}, C. Hajdu⁵³, D. Horvath^{53,ff,gg}, F. Sikler⁵³,
V. Veszpremi⁵³, G. Bencze⁵⁴, S. Czellar⁵⁴, J. Karacsi^{54,ee}, J. Molnar⁵⁴, Z. Szillasi⁵⁴, P. Raics⁵⁵, B. Ujvari^{55,hh},
G. Zilizi⁵⁵, T. Csorgo^{56,dd}, F. Nemes^{56,dd}, T. Novak⁵⁶, J. Babbar⁵⁷, S. Bansal⁵⁷, S. B. Beri⁵⁷, V. Bhatnagar⁵⁷,
G. Chaudhary⁵⁷, S. Chauhan⁵⁷, N. Dhingra^{57,ii}, R. Gupta⁵⁷, A. Kaur⁵⁷, A. Kaur⁵⁷, H. Kaur⁵⁷, M. Kaur⁵⁷,
S. Kumar⁵⁷, P. Kumari⁵⁷, M. Meena⁵⁷, K. Sandeep⁵⁷, T. Sheokand⁵⁷, J. B. Singh^{57,ji}, A. Singla⁵⁷, A. Ahmed⁵⁸,
A. Bhardwaj⁵⁸, A. Chhetri⁵⁸, B. C. Choudhary⁵⁸, A. Kumar⁵⁸, M. Naimuddin⁵⁸, K. Ranjan⁵⁸, S. Saumya⁵⁸,
S. Baradia⁵⁹, S. Barman^{59,kk}, S. Bhattacharya⁵⁹, D. Bhowmik⁵⁹, S. Dutta⁵⁹, S. Dutta⁵⁹, B. Gomber^{59,ll}, P. Palit⁵⁹,
G. Saha⁵⁹, B. Sahu^{59,ll}, S. Sarkar⁵⁹, P. K. Behera⁶⁰, S. C. Behera⁶⁰, S. Chatterjee⁶⁰, P. Jana⁶⁰, P. Kalbhor⁶⁰,
J. R. Komaragiri^{60,mmm}, D. Kumar^{60,mmm}, M. Mohammad Mobassir Ameen⁶⁰, A. Muhammad⁶⁰, L. Panwar^{60,mmm},
R. Pradhan⁶⁰, P. R. Pujahari⁶⁰, N. R. Saha⁶⁰, A. Sharma⁶⁰, A. K. Sikdar⁶⁰, S. Verma⁶⁰, T. Aziz⁶¹, I. Das⁶¹,
S. Dugad⁶¹, M. Kumar⁶¹, G. B. Mohanty⁶¹, P. Suryadevara⁶¹, A. Bala⁶², S. Banerjee⁶², M. Guchait⁶²,
S. Karmakar⁶², S. Kumar⁶², G. Majumder⁶², K. Mazumdar⁶², S. Mukherjee⁶², A. Thachayath⁶²,
S. Bahinipati^{63,nn}, A. K. Das⁶³, C. Kar⁶³, D. Maity⁶³, P. Mal⁶³, T. Mishra⁶³, V. K. Muraleedharan Nair Bindhu^{63,oo},
K. Naskar^{63,oo}, A. Nayak^{63,oo}, P. Saha⁶³, S. K. Swain⁶³, S. Varghese^{63,oo}, D. Vats^{63,oo}, A. Alpana⁶⁴, S. Dube⁶⁴,
B. Kansal⁶⁴, A. Laha⁶⁴, S. Pandey⁶⁴, A. Rastogi⁶⁴, S. Sharma⁶⁴, H. Bakhshiansohi^{65,pp}, E. Khazaie^{65,qq},
M. Zeinali^{65,rr}, S. Chenarani^{66,ss}, S. M. Etesami⁶⁶, M. Khakzad⁶⁶, M. Mohammadi Najafabadi⁶⁶,
M. Grunewald⁶⁷, M. Abbrescia^{68a,68b}, R. Aly^{68a,68b,tt}, C. Aruta^{68a,68b}, A. Colaleo^{68a}, D. Creanza^{68a,68c},
B. D'Anzi^{68a,68b}, N. De Filippis^{68a,68c}, M. De Palma^{68a,68b}, A. Di Florio^{68a,68b}, W. Elmetenawee^{68a,68b}, L. Fiore^{68a},
G. Iaselli^{68a,68c}, G. Maggi^{68a,68c}, M. Maggi^{68a}, I. Margjeka^{68a,68b}, V. Mastrapasqua^{68a,68b}, S. My^{68a,68b},
S. Nuzzo^{68a,68b}, A. Pellecchia^{68a,68b}, A. Pompili^{68a,68b}, G. Pugliese^{68a,68c}, R. Radogna^{68a}, D. Ramos^{68a},
A. Ranieri^{68a}, L. Silvestris^{68a}, F. M. Simone^{68a,68b}, Ü. Sözbilir^{68a}, A. Stamerra^{68a}, R. Venditti^{68a},
P. Verwilligen^{68a}, A. Zaza^{68a,68b}, G. Abbiendi^{69a}, C. Battilana^{69a,69b}, D. Bonacorsi^{69a,69b}, L. Borgonovi^{69a},
P. Capiluppi^{69a,69b}, A. Castro^{69a,69b}, F. R. Cavallo^{69a}, M. Cuffiani^{69a,69b}, G. M. Dallavalle^{69a}, T. Diotallevi^{69a,69b},
F. Fabbri^{69a}, A. Fanfani^{69a,69b}, D. Fasanella^{69a,69b}, P. Giacomelli^{69a}, L. Giommi^{69a,69b}, C. Grandi^{69a},
L. Guiducci^{69a,69b}, S. Lo Meo^{69a,uu}, L. Lunerti^{69a,69b}, S. Marcellini^{69a}, G. Masetti^{69a}, F. L. Navarria^{69a,69b},
A. Perrotta^{69a}, F. Primavera^{69a,69b}, A. M. Rossi^{69a,69b}, T. Rovelli^{69a,69b}, G. P. Siroli^{69a,69b}, S. Costa^{70a,70b,vv},
A. Di Mattia^{70a}, R. Potenza^{70a,70b}, A. Tricomi^{70a,70b,vv}, C. Tuve^{70a,70b}, G. Barbagli^{71a}, G. Bardelli^{71a,71b},
B. Camaiani^{71a,71b}, A. Cassese^{71a}, R. Ceccarelli^{71a,71b}, V. Ciulli^{71a,71b}, C. Civinini^{71a}, R. D'Alessandro^{71a,71b},
E. Focardi^{71a,71b}, G. Latino^{71a,71b}, P. Lenzi^{71a,71b}, M. Lizzo^{71a,71b}, M. Meschini^{71a}, S. Paoletti^{71a}, G. Sguazzoni^{71a},
L. Viliani^{71a}, L. Benussi⁷², S. Bianco⁷², S. Meola^{72,ww}, D. Piccolo⁷², P. Chatagnon^{73a}, F. Ferro^{73a},
E. Robutti^{73a}, S. Tosi^{73a,73b}, A. Benaglia^{74a}, G. Boldrini^{74a}, F. Brivio^{74a,74b}, F. Cetorelli^{74a,74b}, F. De Guio^{74a,74b},
M. E. Dinardo^{74a,74b}, P. Dini^{74a}, S. Gennai^{74a}, A. Ghezzi^{74a,74b}, P. Govoni^{74a,74b}, L. Guzzi^{74a,74b},
M. T. Lucchini^{74a,74b}, M. Malberti^{74a}, S. Malvezzi^{74a}, A. Massironi^{74a}, D. Menasce^{74a}, L. Moroni^{74a},
M. Paganoni^{74a,74b}, D. Pedrini^{74a}, B. S. Pinolini^{74a}, S. Ragazzi^{74a,74b}, N. Redaelli^{74a}, T. Tabarelli de Fatis^{74a,74b},
D. Zuolo^{74a,74b}, S. Buontempo^{75a}, A. Cagnotta^{75a,75b}, F. Carnevali^{75a,75b}, N. Cavallo^{75a,75c}, A. De Iorio^{75a,75b},
F. Fabozzi^{75a,75c}, A. O. M. Iorio^{75a,75b}, L. Lista^{75a,75b,xx}, P. Paolucci^{75a,bb}, B. Rossi^{75a}, C. Sciacca^{75a,75b},
R. Ardino^{76a}, P. Azzi^{76a}, N. Bacchetta^{76a,yy}, P. Bortignon^{76a}, A. Bragagnolo^{76a,76b}, P. Checchia^{76a}, T. Dorigo^{76a},
F. Gasparini^{76a,76b}, U. Gasparini^{76a,76b}, G. Grosso^{76a}, L. Layer^{76a,zz}, E. Lusiani^{76a}, M. Margoni^{76a,76b},
G. Maron^{76a,aaa}, A. T. Meneguzzo^{76a,76b}, M. Michelotto^{76a}, M. Migliorini^{76a,76b}, J. Pazzini^{76a,76b},
P. Ronchese^{76a,76b}, R. Rossin^{76a,76b}, F. Simonetto^{76a,76b}, G. Strong^{76a}, M. Tosi^{76a,76b}, A. Triossi^{76a,76b},
S. Ventura^{76a}, H. Yarar^{76a,76b}, M. Zanetti^{76a,76b}, P. Zotto^{76a,76b}, A. Zucchetta^{76a,76b}, G. Zumerle^{76a,76b}

S. Abu Zeid^{77a,bbb} C. Aimè^{77a,77b} A. Braghieri^{77a} S. Calzaferri^{77a,77b} D. Fiorina^{77a,77b} P. Montagna^{77a,77b}
V. Re^{77a} C. Riccardi^{77a,77b} P. Salvini^{77a} I. Vai^{77a,77b} P. Vitulo^{77a,77b} P. Asenov^{78a,ccc} G. M. Bilei^{78a}
D. Ciangottini^{78a,78b} L. Fanò^{78a,78b} M. Magherini^{78a,78b} G. Mantovani^{78a,78b} V. Mariani^{78a,78b} M. Menichelli^{78a}
F. Moscatelli^{78a,ccc} A. Piccinelli^{78a,78b} M. Presilla^{78a,78b} A. Rossi^{78a,78b} A. Santocchia^{78a,78b} D. Spiga^{78a}
T. Tedeschi^{78a,78b} P. Azzurri^{79a} G. Bagliesi^{79a} R. Bhattacharya^{79a} L. Bianchini^{79a,79b} T. Boccali^{79a}
E. Bossini^{79a,79b} D. Bruschini^{79a,79c} R. Castaldi^{79a} M. A. Ciocci^{79a,79b} V. D'Amante^{79a,79d} R. Dell'Orso^{79a}
S. Donato^{79a} A. Giassi^{79a} F. Ligabue^{79a,79c} D. Matos Figueiredo^{79a} A. Messineo^{79a,79b} M. Musich^{79a,79b}
F. Palla^{79a} S. Parolia^{79a} G. Ramirez-Sanchez^{79a,79c} A. Rizzi^{79a,79b} G. Rolandi^{79a,79c} S. Roy Chowdhury^{79a}
T. Sarkar^{79a} A. Scribano^{79a} P. Spagnolo^{79a} R. Tenchini^{79a} G. Tonelli^{79a,79b} N. Turini^{79a,79d} A. Venturi^{79a}
P. G. Verdini^{79a} P. Barria^{80a} M. Campana^{80a,80b} F. Cavallari^{80a} L. Cunqueiro Mendez^{80a,80b} D. Del Re^{80a,80b}
E. Di Marco^{80a} M. Diemoz^{80a} F. Errico^{80a,80b} E. Longo^{80a,80b} P. Meridiani^{80a} J. Mijuskovic^{80a,80b,ddd}
G. Organtini^{80a,80b} F. Pandolfi^{80a} R. Paramatti^{80a,80b} C. Quaranta^{80a,80b} S. Rahatlou^{80a,80b} C. Rovelli^{80a}
F. Santanastasio^{80a,80b} L. Soffi^{80a} R. Tramontano^{80a,80b} N. Amapane^{81a,81b} R. Arcidiacono^{81a,81c} S. Argiro^{81a,81b}
M. Arneodo^{81a,81c} N. Bartosik^{81a} R. Bellan^{81a,81b} A. Bellora^{81a,81b} C. Biino^{81a} N. Cartiglia^{81a} M. Costa^{81a,81b}
R. Covarelli^{81a,81b} N. Demaria^{81a} L. Finco^{81a} M. Grippo^{81a,81b} B. Kiani^{81a,81b} F. Legger^{81a} F. Luongo^{81a,81b}
C. Mariotti^{81a} S. Maselli^{81a} A. Mecca^{81a,81b} E. Migliore^{81a,81b} M. Monteno^{81a} R. Mulargia^{81a}
M. M. Obertino^{81a,81b} G. Ortona^{81a} L. Pacher^{81a,81b} N. Pastrone^{81a} M. Pelliccioni^{81a} M. Ruspà^{81a,81c}
K. Shchelina^{81a} F. Siviero^{81a,81b} V. Sola^{81a,81b} A. Solano^{81a,81b} D. Soldi^{81a,81b} A. Staiano^{81a}
C. Tarricone^{81a,81b} M. Tornago^{81a,81b} D. Trocino^{81a} G. Umoret^{81a,81b} A. Vagnerini^{81a,81b} E. Vlasov^{81a,81b}
S. Belforte^{82a} V. Candelise^{82a,82b} M. Casarsa^{82a} F. Cossutti^{82a} G. Della Ricca^{82a,82b} G. Sorrentino^{82a,82b}
S. Dogra⁸³ C. Huh⁸³ B. Kim⁸³ D. H. Kim⁸³ J. Kim⁸³ J. Lee⁸³ S. W. Lee⁸³ C. S. Moon⁸³ Y. D. Oh⁸³
S. I. Pak⁸³ M. S. Ryu⁸³ S. Sekmen⁸³ Y. C. Yang⁸³ G. Bak⁸⁴ P. Gwak⁸⁴ H. Kim⁸⁴ D. H. Moon⁸⁴
E. Asilar⁸⁵ T. J. Kim⁸⁵ J. Park⁸⁵ S. Choi⁸⁶ S. Han⁸⁶ B. Hong⁸⁶ K. Lee⁸⁶ K. S. Lee⁸⁶ J. Lim⁸⁶ J. Park⁸⁶
S. K. Park⁸⁶ J. Yoo⁸⁶ J. Goh⁸⁷ H. S. Kim⁸⁸ Y. Kim⁸⁸ S. Lee⁸⁸ J. Almond⁸⁹ J. H. Bhyun⁸⁹ J. Choi⁸⁹ S. Jeon⁸⁹
W. Jun⁸⁹ J. Kim⁸⁹ J. S. Kim⁸⁹ S. Ko⁸⁹ H. Kwon⁸⁹ H. Lee⁸⁹ S. Lee⁸⁹ B. H. Oh⁸⁹ S. B. Oh⁸⁹ H. Seo⁸⁹
U. K. Yang⁸⁹ I. Yoon⁸⁹ W. Jang⁹⁰ D. Y. Kang⁹⁰ Y. Kang⁹⁰ D. Kim⁹⁰ S. Kim⁹⁰ B. Ko⁹⁰ J. S. H. Lee⁹⁰
Y. Lee⁹⁰ J. A. Merlin⁹⁰ I. C. Park⁹⁰ Y. Roh⁹⁰ I. J. Watson⁹⁰ S. Yang⁹⁰ S. Ha⁹¹ H. D. Yoo⁹¹ M. Choi⁹²
M. R. Kim⁹² H. Lee⁹² Y. Lee⁹² I. Yu⁹² T. Beyrouthy⁹³ Y. Maghrbi⁹³ K. Dreimanis⁹⁴ A. Gaile⁹⁴ G. Pikurs⁹⁴
A. Potrebko⁹⁴ M. Seidel⁹⁴ V. Veckalns^{94,eee} N. R. Strautnieks⁹⁵ M. Ambrozaitis⁹⁶ A. Juodagalvis⁹⁶
A. Rinkevicius⁹⁶ G. Tamulaitis⁹⁶ N. Bin Norjoharuddeen⁹⁷ I. Yusuff^{97,fff} Z. Zolkapli⁹⁷ J. F. Benitez⁹⁸
A. Castaneda Hernandez⁹⁸ H. A. Encinas Acosta⁹⁸ L. G. Gallegos Maríñez⁹⁸ M. León Coello⁹⁸
J. A. Murillo Quijada⁹⁸ A. Sehrawat⁹⁸ L. Valencia Palomo⁹⁸ G. Ayala⁹⁹ H. Castilla-Valdez⁹⁹
E. De La Cruz-Burelo⁹⁹ I. Heredia-De La Cruz^{99,ggg} R. Lopez-Fernandez⁹⁹ C. A. Mondragon Herrera⁹⁹
D. A. Perez Navarro⁹⁹ A. Sánchez Hernández⁹⁹ C. Oropeza Barrera¹⁰⁰ M. Ramírez García¹⁰⁰ I. Pedraza¹⁰¹
H. A. Salazar Ibarguen¹⁰¹ C. Uribe Estrada¹⁰¹ I. Bujanja¹⁰² N. Raicevic¹⁰² P. H. Butler¹⁰³ A. Ahmad¹⁰⁴
M. I. Asghar¹⁰⁴ A. Awais¹⁰⁴ M. I. M. Awan¹⁰⁴ H. R. Hoorani¹⁰⁴ W. A. Khan¹⁰⁴ V. Avati¹⁰⁵ L. Grzanka¹⁰⁵
M. Malawski¹⁰⁵ H. Bialkowska¹⁰⁶ M. Bluj¹⁰⁶ B. Boimska¹⁰⁶ M. Górski¹⁰⁶ M. Kazana¹⁰⁶ M. Szleper¹⁰⁶
P. Zalewski¹⁰⁶ K. Bunkowski¹⁰⁷ K. Doroba¹⁰⁷ A. Kalinowski¹⁰⁷ M. Konecki¹⁰⁷ J. Krolikowski¹⁰⁷
M. Araujo¹⁰⁸ D. Bastos¹⁰⁸ C. Beirão Da Cruz E Silva¹⁰⁸ A. Boletti¹⁰⁸ M. Bozzo¹⁰⁸ P. Faccioli¹⁰⁸
M. Gallinaro¹⁰⁸ J. Hollar¹⁰⁸ N. Leonardo¹⁰⁸ T. Niknejad¹⁰⁸ M. Pisano¹⁰⁸ J. Seixas¹⁰⁸ J. Varela¹⁰⁸
P. Adzic¹⁰⁹ P. Milenovic¹⁰⁹ M. Dordevic¹¹⁰ J. Milosevic¹¹⁰ V. Rekovic¹¹⁰ M. Aguilar-Benitez¹¹¹
J. Alcaraz Maestre¹¹¹ M. Barrio Luna¹¹¹ Cristina F. Bedoya¹¹¹ M. Cepeda¹¹¹ M. Cerrada¹¹¹ N. Colino¹¹¹
B. De La Cruz¹¹¹ A. Delgado Peris¹¹¹ D. Fernández Del Val¹¹¹ J. P. Fernández Ramos¹¹¹ J. Flix¹¹¹
M. C. Fouz¹¹¹ O. Gonzalez Lopez¹¹¹ S. Goy Lopez¹¹¹ J. M. Hernandez¹¹¹ M. I. Josa¹¹¹ J. León Holgado¹¹¹
D. Moran¹¹¹ Á. Navarro Tobar¹¹¹ C. Perez Dengra¹¹¹ A. Pérez-Calero Yzquierdo¹¹¹ J. Puerta Pelayo¹¹¹
I. Redondo¹¹¹ D. D. Redondo Ferrero¹¹¹ L. Romero¹¹¹ S. Sánchez Navas¹¹¹ L. Urda Gómez¹¹¹
J. Vazquez Escobar¹¹¹ C. Willmott¹¹¹ J. F. de Trocóniz¹¹² B. Alvarez Gonzalez¹¹³ J. Cuevas¹¹³
J. Fernandez Menendez¹¹³ S. Folgueras¹¹³ I. Gonzalez Caballero¹¹³ J. R. González Fernández¹¹³
E. Palencia Cortezon¹¹³ C. Ramón Álvarez¹¹³ V. Rodríguez Bouza¹¹³ A. Soto Rodríguez¹¹³ A. Trapote¹¹³

C. Vico Villalba¹¹³ P. Vischia¹¹³ S. Blanco Fernández¹¹⁴ J. A. Brochero Cifuentes¹¹⁴ I. J. Cabrillo¹¹⁴
A. Calderon¹¹⁴ J. Duarte Campderros¹¹⁴ M. Fernandez¹¹⁴ C. Fernandez Madrazo¹¹⁴ G. Gomez¹¹⁴
C. Lasaosa García¹¹⁴ C. Martinez Rivero¹¹⁴ P. Martinez Ruiz del Arbol¹¹⁴ F. Matorras¹¹⁴ P. Matorras Cuevas¹¹⁴
E. Navarrete Ramos¹¹⁴ J. Piedra Gomez¹¹⁴ C. Prieels¹¹⁴ L. Scodellaro¹¹⁴ I. Vila¹¹⁴ J. M. Vizan Garcia¹¹⁴
M. K. Jayananda¹¹⁵ B. Kailasapathy^{115,hhh} D. U. J. Sonnadara¹¹⁵ D. D. C. Wickramaratna¹¹⁵
W. G. D. Dharmaratna¹¹⁶ K. Liyanage¹¹⁶ N. Perera¹¹⁶ N. Wickramage¹¹⁶ D. Abbaneo¹¹⁷ E. Auffray¹¹⁷
G. Auzinger¹¹⁷ J. Baechler¹¹⁷ D. Barney¹¹⁷ A. Bermúdez Martínez¹¹⁷ M. Bianco¹¹⁷ B. Bilin¹¹⁷
A. A. Bin Anuar¹¹⁷ A. Bocci¹¹⁷ E. Brondolin¹¹⁷ C. Caillol¹¹⁷ T. Camporesi¹¹⁷ G. Cerminara¹¹⁷
N. Chernyavskaya¹¹⁷ M. Cipriani¹¹⁷ D. d'Enterria¹¹⁷ A. Dabrowski¹¹⁷ A. David¹¹⁷ A. De Roeck¹¹⁷
M. M. Defranchis¹¹⁷ M. Deile¹¹⁷ M. Dobson¹¹⁷ F. Fallavollita^{117,iii} L. Forthomme¹¹⁷ G. Franzoni¹¹⁷
W. Funk¹¹⁷ S. Giani¹¹⁷ D. Gigi¹¹⁷ K. Gill¹¹⁷ F. Glege¹¹⁷ L. Gouskos¹¹⁷ M. Haranko¹¹⁷ J. Hegeman¹¹⁷
T. James¹¹⁷ J. Kieseler¹¹⁷ N. Kratochwil¹¹⁷ S. Laurila¹¹⁷ P. Lecoq¹¹⁷ E. Leutgeb¹¹⁷ C. Lourenço¹¹⁷
B. Maier¹¹⁷ L. Malgeri¹¹⁷ M. Mannelli¹¹⁷ A. C. Marini¹¹⁷ F. Meijers¹¹⁷ S. Mersi¹¹⁷ E. Meschi¹¹⁷
F. Moortgat¹¹⁷ M. Mulders¹¹⁷ S. Orfanelli¹¹⁷ F. Pantaleo¹¹⁷ M. Peruzzi¹¹⁷ A. Petrilli¹¹⁷ G. Petrucciani¹¹⁷
A. Pfeiffer¹¹⁷ M. Pierini¹¹⁷ D. Piparo¹¹⁷ H. Qu¹¹⁷ D. Rabady¹¹⁷ G. Reales Gutiérrez¹¹⁷ M. Rovere¹¹⁷
H. Sakulin¹¹⁷ S. Scarfi¹¹⁷ M. Selvaggi¹¹⁷ A. Sharma¹¹⁷ P. Silva¹¹⁷ P. Sphicas^{117,iii} A. G. Stahl Leiton¹¹⁷
A. Steen¹¹⁷ S. Summers¹¹⁷ D. Treille¹¹⁷ P. Tropea¹¹⁷ A. Tsiros¹¹⁷ D. Walter¹¹⁷ J. Wanczyk^{117,kkk}
K. A. Wozniak¹¹⁷ P. Zejdl¹¹⁷ W. D. Zeuner¹¹⁷ T. Bevilacqua^{118,iii} L. Caminada^{118,iii} A. Ebrahimi¹¹⁸
W. Erdmann¹¹⁸ R. Horisberger¹¹⁸ Q. Ingram¹¹⁸ H. C. Kaestli¹¹⁸ D. Kotlinski¹¹⁸ C. Lange¹¹⁸
M. Missiroli^{118,iii} L. Noehte^{118,iii} T. Rohe¹¹⁸ T. K. Aarrestad¹¹⁹ K. Androsov^{119,kkk} M. Backhaus¹¹⁹
A. Calandri¹¹⁹ K. Datta¹¹⁹ A. De Cosa¹¹⁹ G. Dissertori¹¹⁹ M. Dittmar¹¹⁹ M. Donegà¹¹⁹ F. Eble¹¹⁹
M. Galli¹¹⁹ K. Gedia¹¹⁹ F. Glessgen¹¹⁹ C. Grab¹¹⁹ D. Hits¹¹⁹ W. Lustermann¹¹⁹ A.-M. Lyon¹¹⁹
R. A. Manzoni¹¹⁹ L. Marchese¹¹⁹ C. Martin Perez¹¹⁹ A. Mascellani^{119,kkk} F. Nessi-Tedaldi¹¹⁹ F. Pauss¹¹⁹
V. Perovic¹¹⁹ S. Pigazzini¹¹⁹ M. G. Ratti¹¹⁹ M. Reichmann¹¹⁹ C. Reissel¹¹⁹ T. Reitenspiess¹¹⁹ B. Ristic¹¹⁹
F. Riti¹¹⁹ D. Ruini¹¹⁹ D. A. Sanz Becerra¹¹⁹ R. Seidita¹¹⁹ J. Steggemann^{119,kkk} D. Valsecchi¹¹⁹ R. Wallny¹¹⁹
C. AMSler^{120,mmm} P. Bärtschi¹²⁰ C. Botta¹²⁰ D. Brzhechko¹²⁰ M. F. Canelli¹²⁰ K. Cormier¹²⁰ A. De Wit¹²⁰
R. Del Burgo¹²⁰ J. K. Heikkilä¹²⁰ M. Huwiler¹²⁰ W. Jin¹²⁰ A. Jofrehei¹²⁰ B. Kilminster¹²⁰ S. Leontsinis¹²⁰
S. P. Liechti¹²⁰ A. Macchiolo¹²⁰ P. Meiring¹²⁰ V. M. Mikuni¹²⁰ U. Molinatti¹²⁰ I. Neutelings¹²⁰
A. Reimers¹²⁰ P. Robmann¹²⁰ S. Sanchez Cruz¹²⁰ K. Schweiger¹²⁰ M. Senger¹²⁰ Y. Takahashi¹²⁰
C. Adloff^{121,nnn} C. M. Kuo¹²¹ W. Lin¹²¹ P. K. Rout¹²¹ P. C. Tiwari^{121,mm} S. S. Yu¹²¹ L. Ceard¹²² Y. Chao¹²²
K. F. Chen¹²² P. s. Chen¹²² W.-S. Hou¹²² Y. w. Kao¹²² R. Khurana¹²² G. Kole¹²² Y. y. Li¹²² R.-S. Lu¹²²
E. Paganis¹²² A. Psallidas¹²² J. Thomas-Wilsker¹²² H. y. Wu¹²² E. Yazgan¹²² C. Asawatangtrakuldee¹²³
N. Srimanobhas¹²³ V. Wachirapusanand¹²³ D. Agyel¹²⁴ F. Boran¹²⁴ Z. S. Demiroglu¹²⁴ F. Dolek¹²⁴
I. Dumanoglu^{124,ooo} E. Eskut¹²⁴ Y. Guler^{124,ppp} E. Gurpinar Guler^{124,ppp} C. Isik¹²⁴ O. Kara¹²⁴
A. Kayis Topaksu¹²⁴ U. Kiminsu¹²⁴ G. Onengut¹²⁴ K. Ozdemir^{124,qqq} A. Polatoz¹²⁴ B. Tali^{124,rrr}
U. G. Tok¹²⁴ S. Turkcapar¹²⁴ E. Uslan¹²⁴ I. S. Zorbakir¹²⁴ K. Ocalan^{125,sss} M. Yalvac^{125,ttt} B. Akgun¹²⁶
I. O. Atakisi¹²⁶ E. Gülmez¹²⁶ M. Kaya^{126,uuu} O. Kaya^{126,vvv} S. Tekten^{126,www} A. Akir¹²⁷ K. Cankocak^{127,ooo}
Y. Komurcu¹²⁷ S. Sen^{127,xxx} O. Aydilek¹²⁸ S. Cerci^{128,rrr} V. Epshteyn¹²⁸ B. Haciosahinoglu¹²⁸ I. Hos^{128,yyy}
B. Isildak^{128,zzz} B. Kaynak¹²⁸ S. Ozkorucuklu¹²⁸ H. Sert¹²⁸ C. Simsek¹²⁸ D. Sunar Cerci^{128,rrr}
C. Zorbilmez¹²⁸ A. Boyaryntsev¹²⁹ B. Grynyov¹²⁹ L. Levchuk¹³⁰ D. Anthony¹³¹ J. J. Brooke¹³¹
A. Bundock¹³¹ E. Clement¹³¹ D. Cussans¹³¹ H. Flacher¹³¹ M. Glowacki¹³¹ J. Goldstein¹³¹ H. F. Heath¹³¹
L. Kreczko¹³¹ B. Krikler¹³¹ S. Paramesvaran¹³¹ S. Seif El Nasr-Storey¹³¹ V. J. Smith¹³¹ N. Stylianou^{131,aaaa}
K. Walkingshaw Pass¹³¹ R. White¹³¹ A. H. Ball¹³² K. W. Bell¹³² A. Belyaev^{132,bbbb} C. Brew¹³² R. M. Brown¹³²
D. J. A. Cockerill¹³² C. Cooke¹³² K. V. Ellis¹³² K. Harder¹³² S. Harper¹³² M.-L. Holmberg^{132,cccc} Sh. Jain¹³²
J. Linacre¹³² K. Manolopoulos¹³² D. M. Newbold¹³² E. Olaiya¹³² D. Petyt¹³² T. Reis¹³² G. Salvi¹³² T. Schuh¹³²
C. H. Shepherd-Themistocleous¹³² I. R. Tomalin¹³² T. Williams¹³² R. Bainbridge¹³³ P. Bloch¹³³
C. E. Brown¹³³ O. Buchmuller¹³³ V. Cacchio¹³³ C. A. Carrillo Montoya¹³³ V. Cepaitis¹³³ G. S. Chahal^{133,dddd}
D. Colling¹³³ J. S. Dancu¹³³ P. Dauncey¹³³ G. Davies¹³³ J. Davies¹³³ M. Della Negra¹³³ S. Fayer¹³³ G. Fedi¹³³
G. Hall¹³³ M. H. Hassanshahi¹³³ A. Howard¹³³ G. Iles¹³³ J. Langford¹³³ L. Lyons¹³³ A.-M. Magnan¹³³

S. Malik¹³³ A. Martelli¹³³ M. Mieskolainen¹³³ J. Nash^{133,eeee} M. Pesaresi¹³³ B. C. Radburn-Smith¹³³
A. Richards¹³³ A. Rose¹³³ C. Seez¹³³ R. Shukla¹³³ A. Tapper¹³³ K. Uchida¹³³ G. P. Uttley¹³³ L. H. Vage¹³³
T. Virdee^{133,bb} M. Vojinovic¹³³ N. Wardle¹³³ D. Winterbottom¹³³ K. Coldham¹³⁴ J. E. Cole¹³⁴ A. Khan¹³⁴
P. Kyberd¹³⁴ I. D. Reid¹³⁴ S. Abdullin¹³⁵ A. Brinkerhoff¹³⁵ B. Caraway¹³⁵ J. Dittmann¹³⁵ K. Hatakeyama¹³⁵
J. Hiltbrand¹³⁵ A. R. Kanuganti¹³⁵ B. McMaster¹³⁵ M. Saunders¹³⁵ S. Sawant¹³⁵ C. Sutantawibul¹³⁵
M. Toms¹³⁵ J. Wilson¹³⁵ R. Bartek¹³⁶ A. Dominguez¹³⁶ C. Huerta Escamilla¹³⁶ A. E. Simsek¹³⁶ R. Uniyal¹³⁶
A. M. Vargas Hernandez¹³⁶ R. Chudasama¹³⁷ S. I. Cooper¹³⁷ S. V. Gleyzer¹³⁷ C. U. Perez¹³⁷ P. Rumerio^{137,fff}
E. Usai¹³⁷ C. West¹³⁷ A. Akpinar¹³⁸ A. Albert¹³⁸ D. Arcaro¹³⁸ C. Cosby¹³⁸ Z. Demiragli¹³⁸ C. Erice¹³⁸
E. Fontanesi¹³⁸ D. Gastler¹³⁸ J. Rohlf¹³⁸ K. Salyer¹³⁸ D. Sperka¹³⁸ D. Spitzbart¹³⁸ I. Suarez¹³⁸
A. Tsatsos¹³⁸ S. Yuan¹³⁸ G. Benelli¹³⁹ X. Coubez^{139,w} D. Cutts¹³⁹ M. Hadley¹³⁹ U. Heintz¹³⁹
J. M. Hogan^{139,gggg} T. Kwon¹³⁹ G. Landsberg¹³⁹ K. T. Lau¹³⁹ D. Li¹³⁹ J. Luo¹³⁹ M. Narain¹³⁹
N. Pervan¹³⁹ S. Sagir^{139,hhhh} F. Simpson¹³⁹ W. Y. Wong¹³⁹ X. Yan¹³⁹ D. Yu¹³⁹ W. Zhang¹³⁹ S. Abbott¹⁴⁰
J. Bonilla¹⁴⁰ C. Brainerd¹⁴⁰ R. Breedon¹⁴⁰ M. Calderon De La Barca Sanchez¹⁴⁰ M. Chertok¹⁴⁰ M. Citron¹⁴⁰
J. Conway¹⁴⁰ P. T. Cox¹⁴⁰ R. Erbacher¹⁴⁰ G. Haza¹⁴⁰ F. Jensen¹⁴⁰ O. Kukral¹⁴⁰ G. Mocellin¹⁴⁰
M. Mulhearn¹⁴⁰ D. Pellett¹⁴⁰ B. Regnery¹⁴⁰ W. Wei¹⁴⁰ Y. Yao¹⁴⁰ F. Zhang¹⁴⁰ M. Bachtis¹⁴¹ R. Cousins¹⁴¹
A. Datta¹⁴¹ J. Hauser¹⁴¹ M. Ignatenko¹⁴¹ M. A. Iqbal¹⁴¹ T. Lam¹⁴¹ E. Manca¹⁴¹ W. A. Nash¹⁴¹
D. Saltzberg¹⁴¹ B. Stone¹⁴¹ V. Valuev¹⁴¹ R. Clare¹⁴² M. Gordon¹⁴² G. Hanson¹⁴² W. Si¹⁴² S. Wimpenny^{142,a}
J. G. Branson¹⁴³ S. Cittolin¹⁴³ S. Cooperstein¹⁴³ D. Diaz¹⁴³ J. Duarte¹⁴³ R. Gerosa¹⁴³ L. Giannini¹⁴³
J. Guiang¹⁴³ R. Kansal¹⁴³ V. Krutelyov¹⁴³ R. Lee¹⁴³ J. Letts¹⁴³ M. Masciovecchio¹⁴³ F. Mokhtar¹⁴³
M. Pieri¹⁴³ M. Quinnan¹⁴³ B. V. Sathia Narayanan¹⁴³ V. Sharma¹⁴³ M. Tadel¹⁴³ E. Vourliotis¹⁴³
F. Würthwein¹⁴³ Y. Xiang¹⁴³ A. Yagil¹⁴³ L. Brennan¹⁴⁴ C. Campagnari¹⁴⁴ G. Collura¹⁴⁴ A. Dorsett¹⁴⁴
J. Incandela¹⁴⁴ M. Kilpatrick¹⁴⁴ J. Kim¹⁴⁴ A. J. Li¹⁴⁴ P. Masterson¹⁴⁴ H. Mei¹⁴⁴ M. Oshiro¹⁴⁴
J. Richman¹⁴⁴ U. Sarica¹⁴⁴ R. Schmitz¹⁴⁴ F. Setti¹⁴⁴ J. Sheplock¹⁴⁴ D. Stuart¹⁴⁴ S. Wang¹⁴⁴
A. Bornheim¹⁴⁵ O. Cerri¹⁴⁵ A. Latorre¹⁴⁵ J. M. Lawhorn¹⁴⁵ J. Mao¹⁴⁵ H. B. Newman¹⁴⁵ T. Q. Nguyen¹⁴⁵
M. Spiropulu¹⁴⁵ J. R. Vlimant¹⁴⁵ C. Wang¹⁴⁵ S. Xie¹⁴⁵ R. Y. Zhu¹⁴⁵ J. Alison¹⁴⁶ S. An¹⁴⁶
M. B. Andrews¹⁴⁶ P. Bryant¹⁴⁶ V. Dutta¹⁴⁶ T. Ferguson¹⁴⁶ A. Harilal¹⁴⁶ C. Liu¹⁴⁶ T. Mudholkar¹⁴⁶
S. Murthy¹⁴⁶ M. Paulini¹⁴⁶ A. Roberts¹⁴⁶ A. Sanchez¹⁴⁶ W. Terrill¹⁴⁶ J. P. Cumalat¹⁴⁷ W. T. Ford¹⁴⁷
A. Hassani¹⁴⁷ G. Karathanasis¹⁴⁷ E. MacDonald¹⁴⁷ N. Manganello¹⁴⁷ F. Marini¹⁴⁷ A. Perloff¹⁴⁷ C. Savard¹⁴⁷
N. Schonbeck¹⁴⁷ K. Stenson¹⁴⁷ K. A. Ulmer¹⁴⁷ S. R. Wagner¹⁴⁷ N. Zipper¹⁴⁷ J. Alexander¹⁴⁸
S. Bright-Thonney¹⁴⁸ X. Chen¹⁴⁸ D. J. Cranshaw¹⁴⁸ J. Fan¹⁴⁸ X. Fan¹⁴⁸ D. Gadkari¹⁴⁸ S. Hogan¹⁴⁸
J. Monroy¹⁴⁸ J. R. Patterson¹⁴⁸ J. Reichert¹⁴⁸ M. Reid¹⁴⁸ A. Ryd¹⁴⁸ J. Thom¹⁴⁸ P. Wittich¹⁴⁸ R. Zou¹⁴⁸
M. Albrow¹⁴⁹ M. Alyari¹⁴⁹ O. Amram¹⁴⁹ G. Apollinari¹⁴⁹ A. Apresyan¹⁴⁹ L. A. T. Bauerdick¹⁴⁹ D. Berry¹⁴⁹
J. Berryhill¹⁴⁹ P. C. Bhat¹⁴⁹ K. Burkett¹⁴⁹ J. N. Butler¹⁴⁹ A. Canepa¹⁴⁹ G. B. Cerati¹⁴⁹ H. W. K. Cheung¹⁴⁹
F. Chlebana¹⁴⁹ G. Cummings¹⁴⁹ J. Dickinson¹⁴⁹ I. Dutta¹⁴⁹ V. D. Elvira¹⁴⁹ Y. Feng¹⁴⁹ J. Freeman¹⁴⁹
A. Gandrakota¹⁴⁹ Z. Gecse¹⁴⁹ L. Gray¹⁴⁹ D. Green¹⁴⁹ S. Grünendahl¹⁴⁹ D. Guerrero¹⁴⁹ O. Gutsche¹⁴⁹
R. M. Harris¹⁴⁹ R. Heller¹⁴⁹ T. C. Herwig¹⁴⁹ J. Hirschauer¹⁴⁹ L. Horyn¹⁴⁹ B. Jayatilaka¹⁴⁹ S. Jindariani¹⁴⁹
M. Johnson¹⁴⁹ U. Joshi¹⁴⁹ T. Klijnsma¹⁴⁹ B. Klima¹⁴⁹ K. H. M. Kwok¹⁴⁹ S. Lammel¹⁴⁹ D. Lincoln¹⁴⁹
R. Lipton¹⁴⁹ T. Liu¹⁴⁹ C. Madrid¹⁴⁹ K. Maeshima¹⁴⁹ C. Mantilla¹⁴⁹ D. Mason¹⁴⁹ P. McBride¹⁴⁹
P. Merkel¹⁴⁹ S. Mrenna¹⁴⁹ S. Nahn¹⁴⁹ J. Ngadiuba¹⁴⁹ D. Noonan¹⁴⁹ V. Papadimitriou¹⁴⁹ N. Pastika¹⁴⁹
K. Pedro¹⁴⁹ C. Pena^{149,iiii} F. Ravera¹⁴⁹ A. Reinsvold Hall^{149,jjjj} L. Ristori¹⁴⁹ E. Sexton-Kennedy¹⁴⁹
N. Smith¹⁴⁹ A. Soha¹⁴⁹ L. Spiegel¹⁴⁹ S. Stoynev¹⁴⁹ L. Taylor¹⁴⁹ S. Tkaczyk¹⁴⁹ N. V. Tran¹⁴⁹
L. Uplegger¹⁴⁹ E. W. Vaandering¹⁴⁹ I. Zoi¹⁴⁹ P. Avery¹⁵⁰ D. Bourilkov¹⁵⁰ L. Cadamuro¹⁵⁰ P. Chang¹⁵⁰
V. Cherepanov¹⁵⁰ R. D. Field¹⁵⁰ E. Koenig¹⁵⁰ M. Kolosova¹⁵⁰ J. Konigsberg¹⁵⁰ A. Korytov¹⁵⁰ K. H. Lo¹⁵⁰
K. Matchev¹⁵⁰ N. Menendez¹⁵⁰ G. Mitselmakher¹⁵⁰ A. Muthirakalayil Madhu¹⁵⁰ N. Rawal¹⁵⁰
D. Rosenzweig¹⁵⁰ S. Rosenzweig¹⁵⁰ K. Shi¹⁵⁰ J. Wang¹⁵⁰ T. Adams¹⁵¹ A. Al Kadhimi¹⁵¹ A. Askew¹⁵¹
N. Bower¹⁵¹ R. Habibullah¹⁵¹ V. Hagopian¹⁵¹ R. Hashmi¹⁵¹ R. S. Kim¹⁵¹ S. Kim¹⁵¹ T. Kolberg¹⁵¹
G. Martinez¹⁵¹ H. Prosper¹⁵¹ P. R. Prova¹⁵¹ O. Viazlo¹⁵¹ M. Wulansatiti¹⁵¹ R. Yohay¹⁵¹ J. Zhang¹⁵¹
B. Alsufyani¹⁵² M. M. Baarmand¹⁵² S. Butalla¹⁵² T. Elkafrawy^{152,bbb} M. Hohmann¹⁵² R. Kumar Verma¹⁵²
M. Rahmani¹⁵² F. Yumiceva¹⁵² M. R. Adams¹⁵³ C. Bennett¹⁵³ R. Cavanaugh¹⁵³ S. Dittmer¹⁵³ O. Evdokimov¹⁵³

C. E. Gerber¹⁵³ D. J. Hofman¹⁵³ J. h. Lee¹⁵³ D. S. Lemos¹⁵³ A. H. Merrit¹⁵³ C. Mills¹⁵³ S. Nanda¹⁵³
G. Oh¹⁵³ D. Pilipovic¹⁵³ T. Roy¹⁵³ S. Rudrabhatla¹⁵³ M. B. Tonjes¹⁵³ N. Varelas¹⁵³ X. Wang¹⁵³ Z. Ye¹⁵³
J. Yoo¹⁵³ M. Alhusseini¹⁵⁴ D. Blend¹⁵⁴ K. Dilsiz^{154,kkkk} L. Emediato¹⁵⁴ G. Karaman¹⁵⁴ O. K. Köseyan¹⁵⁴
J.-P. Merlo¹⁵⁴ A. Mestvirishvili^{154,llll} J. Nachtman¹⁵⁴ O. Neogi¹⁵⁴ H. Ogul^{154,mmmm} Y. Onel¹⁵⁴ A. Penzo¹⁵⁴
C. Snyder¹⁵⁴ E. Tiras^{154,nnnn} B. Blumenfeld¹⁵⁵ L. Corcodilos¹⁵⁵ J. Davis¹⁵⁵ A. V. Gritsan¹⁵⁵ L. Kang¹⁵⁵
S. Kyriacou¹⁵⁵ P. Maksimovic¹⁵⁵ M. Roguljic¹⁵⁵ J. Roskes¹⁵⁵ S. Sekhar¹⁵⁵ M. Swartz¹⁵⁵ T. Á. Vámi¹⁵⁵
A. Abreu¹⁵⁶ L. F. Alcerro Alcerro¹⁵⁶ J. Anguiano¹⁵⁶ P. Baringer¹⁵⁶ A. Bean¹⁵⁶ Z. Flowers¹⁵⁶ J. King¹⁵⁶
G. Krintiras¹⁵⁶ M. Lazarovits¹⁵⁶ C. Le Mahieu¹⁵⁶ C. Lindsey¹⁵⁶ J. Marquez¹⁵⁶ N. Minafra¹⁵⁶ M. Murray¹⁵⁶
M. Nickel¹⁵⁶ M. Pitt¹⁵⁶ S. Popescu^{156,oooo} C. Rogan¹⁵⁶ C. Royon¹⁵⁶ R. Salvatico¹⁵⁶ S. Sanders¹⁵⁶
C. Smith¹⁵⁶ Q. Wang¹⁵⁶ G. Wilson¹⁵⁶ B. Allmond¹⁵⁷ S. Duric¹⁵⁷ A. Ivanov¹⁵⁷ K. Kaadze¹⁵⁷
A. Kalogeropoulos¹⁵⁷ D. Kim¹⁵⁷ Y. Maravin¹⁵⁷ T. Mitchell¹⁵⁷ K. Nam¹⁵⁷ J. Natoli¹⁵⁷ D. Roy¹⁵⁷ F. Rebassoo¹⁵⁸
D. Wright¹⁵⁸ E. Adams¹⁵⁹ A. Baden¹⁵⁹ O. Baron¹⁵⁹ A. Belloni¹⁵⁹ A. Bethani¹⁵⁹ Y. m. Chen¹⁵⁹ S. C. Eno¹⁵⁹
N. J. Hadley¹⁵⁹ S. Jabeen¹⁵⁹ R. G. Kellogg¹⁵⁹ T. Koeth¹⁵⁹ Y. Lai¹⁵⁹ S. Lascio¹⁵⁹ A. C. Mignerey¹⁵⁹
S. Nabili¹⁵⁹ C. Palmer¹⁵⁹ C. Papageorgakis¹⁵⁹ L. Wang¹⁵⁹ K. Wong¹⁵⁹ J. Bendavid¹⁶⁰ W. Busza¹⁶⁰
I. A. Cali¹⁶⁰ Y. Chen¹⁶⁰ M. D'Alfonso¹⁶⁰ J. Eysermans¹⁶⁰ C. Freer¹⁶⁰ G. Gomez-Ceballos¹⁶⁰
M. Goncharov¹⁶⁰ P. Harris¹⁶⁰ D. Hoang¹⁶⁰ D. Kovalskiy¹⁶⁰ J. Krupa¹⁶⁰ L. Lavezzo¹⁶⁰ Y.-J. Lee¹⁶⁰ K. Long¹⁶⁰
C. Mironov¹⁶⁰ C. Paus¹⁶⁰ D. Rankin¹⁶⁰ C. Roland¹⁶⁰ G. Roland¹⁶⁰ S. Rothman¹⁶⁰ Z. Shi¹⁶⁰
G. S. F. Stephans¹⁶⁰ J. Wang¹⁶⁰ Z. Wang¹⁶⁰ B. Wyslouch¹⁶⁰ T. J. Yang¹⁶⁰ R. M. Chatterjee¹⁶¹ B. Crossman¹⁶¹
B. M. Joshi¹⁶¹ C. Kapsiak¹⁶¹ M. Krohn¹⁶¹ D. Mahon¹⁶¹ J. Mans¹⁶¹ M. Revering¹⁶¹ R. Rusack¹⁶¹
R. Saradhy¹⁶¹ N. Schroeder¹⁶¹ N. Strobbe¹⁶¹ M. A. Wadud¹⁶¹ L. M. Cremaldi¹⁶² K. Bloom¹⁶³ M. Bryson¹⁶³
D. R. Claes¹⁶³ C. Fangmeier¹⁶³ F. Golf¹⁶³ C. Joo¹⁶³ I. Kravchenko¹⁶³ I. Reed¹⁶³ J. E. Siado¹⁶³
G. R. Snow^{163,a} W. Tabb¹⁶³ A. Wightman¹⁶³ F. Yan¹⁶³ A. G. Zecchinelli¹⁶³ G. Agarwal¹⁶⁴
H. Bandyopadhyay¹⁶⁴ L. Hay¹⁶⁴ I. Iashvili¹⁶⁴ A. Kharchilava¹⁶⁴ C. McLean¹⁶⁴ M. Morris¹⁶⁴ D. Nguyen¹⁶⁴
J. Pekkanen¹⁶⁴ S. Rappoccio¹⁶⁴ H. Rejeb Sfar¹⁶⁴ A. Williams¹⁶⁴ G. Alverson¹⁶⁵ E. Barberis¹⁶⁵ Y. Haddad¹⁶⁵
Y. Han¹⁶⁵ A. Krishna¹⁶⁵ J. Li¹⁶⁵ G. Madigan¹⁶⁵ B. Marzocchi¹⁶⁵ D. M. Morse¹⁶⁵ V. Nguyen¹⁶⁵
T. Orimoto¹⁶⁵ A. Parker¹⁶⁵ L. Skinnari¹⁶⁵ A. Tishelman-Charny¹⁶⁵ B. Wang¹⁶⁵ D. Wood¹⁶⁵
S. Bhattacharya¹⁶⁶ J. Bueghly¹⁶⁶ Z. Chen¹⁶⁶ A. Gilbert¹⁶⁶ K. A. Hahn¹⁶⁶ Y. Liu¹⁶⁶ D. G. Monk¹⁶⁶
M. H. Schmitt¹⁶⁶ A. Taliencio¹⁶⁶ M. Velasco¹⁶⁶ R. Band¹⁶⁷ R. Bucci¹⁶⁷ M. Cremonesi¹⁶⁷ A. Das¹⁶⁷
R. Goldouzian¹⁶⁷ M. Hildreth¹⁶⁷ K. W. Ho¹⁶⁷ K. Hurtado Anampa¹⁶⁷ C. Jessop¹⁶⁷ K. Lannon¹⁶⁷
J. Lawrence¹⁶⁷ N. Loukas¹⁶⁷ L. Lutton¹⁶⁷ J. Mariano¹⁶⁷ N. Marinelli¹⁶⁷ I. Mcalister¹⁶⁷ T. McCauley¹⁶⁷
C. Mcgrady¹⁶⁷ K. Mohrman¹⁶⁷ C. Moore¹⁶⁷ Y. Musienko^{167,m} H. Nelson¹⁶⁷ R. Ruchti¹⁶⁷ A. Townsend¹⁶⁷
M. Wayne¹⁶⁷ H. Yockey¹⁶⁷ M. Zarucki¹⁶⁷ L. Zygala¹⁶⁷ B. Bylsma¹⁶⁸ M. Carrigan¹⁶⁸ L. S. Durkin¹⁶⁸
C. Hill¹⁶⁸ M. Joyce¹⁶⁸ A. Lesauvage¹⁶⁸ M. Nunez Ornelas¹⁶⁸ K. Wei¹⁶⁸ B. L. Winer¹⁶⁸ B. R. Yates¹⁶⁸
F. M. Addesa¹⁶⁹ H. Bouchamaoui¹⁶⁹ P. Das¹⁶⁹ G. Dezoort¹⁶⁹ P. Elmer¹⁶⁹ A. Frankenthal¹⁶⁹ B. Greenberg¹⁶⁹
N. Haubrich¹⁶⁹ S. Higginbotham¹⁶⁹ G. Kopp¹⁶⁹ S. Kwan¹⁶⁹ D. Lange¹⁶⁹ A. Loeliger¹⁶⁹ D. Marlow¹⁶⁹
I. Ojalvo¹⁶⁹ J. Olsen¹⁶⁹ D. Stickland¹⁶⁹ C. Tully¹⁶⁹ S. Malik¹⁷⁰ A. S. Bakshi¹⁷¹ V. E. Barnes¹⁷¹
S. Chandra¹⁷¹ R. Chawla¹⁷¹ S. Das¹⁷¹ A. Gu¹⁷¹ L. Gutay¹⁷¹ M. Jones¹⁷¹ A. W. Jung¹⁷¹ D. Kondratyev¹⁷¹
A. M. Koshy¹⁷¹ M. Liu¹⁷¹ G. Negro¹⁷¹ N. Neumeister¹⁷¹ G. Paspalaki¹⁷¹ S. Piperov¹⁷¹ A. Purohit¹⁷¹
J. F. Schulte¹⁷¹ M. Stojanovic^{171,p} J. Thieman¹⁷¹ F. Wang¹⁷¹ W. Xie¹⁷¹ J. Dolen¹⁷² N. Parashar¹⁷²
A. Pathak¹⁷² D. Acosta¹⁷³ A. Baty¹⁷³ T. Carnahan¹⁷³ S. Dildick¹⁷³ K. M. Ecklund¹⁷³
P. J. Fernández Manteca¹⁷³ S. Freed¹⁷³ P. Gardner¹⁷³ F. J. M. Geurts¹⁷³ A. Kumar¹⁷³ W. Li¹⁷³
O. Miguel Colin¹⁷³ B. P. Padley¹⁷³ R. Redjimi¹⁷³ J. Rotter¹⁷³ S. Yang¹⁷³ E. Yigitbasi¹⁷³ Y. Zhang¹⁷³
A. Bodek¹⁷⁴ P. de Barbaro¹⁷⁴ R. Demina¹⁷⁴ J. L. Dulemba¹⁷⁴ C. Fallon¹⁷⁴ A. Garcia-Bellido¹⁷⁴
O. Hindrichs¹⁷⁴ A. Khukhunaishvili¹⁷⁴ P. Parygin¹⁷⁴ E. Popova¹⁷⁴ R. Taus¹⁷⁴ G. P. Van Onsem¹⁷⁴
K. Goulianos¹⁷⁵ B. Chiarito¹⁷⁶ J. P. Chou¹⁷⁶ Y. Gershtein¹⁷⁶ E. Halkiadakis¹⁷⁶ A. Hart¹⁷⁶ M. Heindl¹⁷⁶
D. Jaroslowski¹⁷⁶ O. Karacheban^{176,z} I. Laflotte¹⁷⁶ A. Lath¹⁷⁶ R. Montalvo¹⁷⁶ K. Nash¹⁷⁶ M. Osherson¹⁷⁶
H. Routray¹⁷⁶ S. Salur¹⁷⁶ S. Schnetzer¹⁷⁶ S. Somalwar¹⁷⁶ R. Stone¹⁷⁶ S. A. Thayil¹⁷⁶ S. Thomas¹⁷⁶ J. Vora¹⁷⁶
H. Wang¹⁷⁶ H. Acharya¹⁷⁷ A. G. Delannoy¹⁷⁷ S. Fiorendi¹⁷⁷ T. Holmes¹⁷⁷ N. Karunaratna¹⁷⁷ L. Lee¹⁷⁷
E. Nibigira¹⁷⁷ S. Spanier¹⁷⁷ M. Ahmad¹⁷⁸ O. Bouhali^{178,pppp} M. Dalchenko¹⁷⁸ A. Delgado¹⁷⁸ R. Eusebi¹⁷⁸

J. Gilmore¹⁷⁸, T. Huang¹⁷⁸, T. Kamon^{178,qqqq}, H. Kim¹⁷⁸, S. Luo¹⁷⁸, S. Malhotra¹⁷⁸, R. Mueller¹⁷⁸,
D. Overton¹⁷⁸, D. Rathjens¹⁷⁸, A. Safonov¹⁷⁸, N. Akchurin¹⁷⁹, J. Damgov¹⁷⁹, V. Hegde¹⁷⁹, A. Hussain¹⁷⁹,
Y. Kazhykarim¹⁷⁹, K. Lamichhane¹⁷⁹, S. W. Lee¹⁷⁹, A. Mankel¹⁷⁹, T. Mengke¹⁷⁹, S. Muthumuni¹⁷⁹, T. Peltola¹⁷⁹,
I. Volobouev¹⁷⁹, A. Whitbeck¹⁷⁹, E. Appelt¹⁸⁰, S. Greene¹⁸⁰, A. Gurrola¹⁸⁰, W. Johns¹⁸⁰,
R. Kunnawalkam Elayavalli¹⁸⁰, A. Melo¹⁸⁰, F. Romeo¹⁸⁰, P. Sheldon¹⁸⁰, S. Tuo¹⁸⁰, J. Velkovska¹⁸⁰,
J. Viinikainen¹⁸⁰, B. Cardwell¹⁸¹, B. Cox¹⁸¹, J. Hakala¹⁸¹, R. Hirosky¹⁸¹, A. Ledovsky¹⁸¹, A. Li¹⁸¹,
C. Neu¹⁸¹, C. E. Perez Lara¹⁸¹, P. E. Karchin¹⁸², A. Aravind¹⁸³, S. Banerjee¹⁸³, K. Black¹⁸³, T. Bose¹⁸³,
S. Dasu¹⁸³, I. De Bruyn¹⁸³, P. Everaerts¹⁸³, C. Galloni¹⁸³, H. He¹⁸³, M. Herndon¹⁸³, A. Herve¹⁸³,
C. K. Koraka¹⁸³, A. Lanaro¹⁸³, R. Loveless¹⁸³, J. Madhusudanan Sreekala¹⁸³, A. Mallampalli¹⁸³,
A. Mohammadi¹⁸³, S. Mondal¹⁸³, G. Parida¹⁸³, D. Pinna¹⁸³, A. Savin¹⁸³, V. Shang¹⁸³, V. Sharma¹⁸³, W. H. Smith¹⁸³,
D. Teague¹⁸³, H. F. Tsoi¹⁸³, W. Vetens¹⁸³, A. Warden¹⁸³, S. Afanasiev¹⁸⁴, V. Andreev¹⁸⁴, Yu. Andreev¹⁸⁴,
T. Aushev¹⁸⁴, M. Azarkin¹⁸⁴, A. Babaev¹⁸⁴, A. Belyaev¹⁸⁴, V. Blinov^{184,m}, E. Boos¹⁸⁴, V. Borshch¹⁸⁴,
D. Budkouski¹⁸⁴, V. Bunichev¹⁸⁴, V. Chekhovsky¹⁸⁴, R. Chistov^{184,m}, M. Danilov^{184,m}, A. Dermenev¹⁸⁴,
T. Dimova^{184,m}, D. Druzhkin^{184,rrrr}, M. Dubinin^{184,iiii}, L. Dudko¹⁸⁴, A. Ershov¹⁸⁴, G. Gavrilo¹⁸⁴,
V. Gavrilo¹⁸⁴, S. Gninenko¹⁸⁴, V. Golovtsov¹⁸⁴, N. Golubev¹⁸⁴, I. Golutvin¹⁸⁴, I. Gorbunov¹⁸⁴, Y. Ivanov¹⁸⁴,
V. Kachanov¹⁸⁴, L. Kardapoltsev^{184,m}, V. Karjavine¹⁸⁴, A. Karneyeu¹⁸⁴, V. Kim^{184,m}, M. Kirakosyan¹⁸⁴,
D. Kirpichnikov¹⁸⁴, M. Kirsanov¹⁸⁴, V. Klyukhin¹⁸⁴, O. Kodolova^{184,ssss}, D. Konstantinov¹⁸⁴, V. Korenkov¹⁸⁴,
A. Kozyrev^{184,m}, N. Krasnikov¹⁸⁴, A. Lanev¹⁸⁴, P. Levchenko^{184,tttt}, N. Lychkovskaya¹⁸⁴, V. Makarenko¹⁸⁴,
A. Malakhov¹⁸⁴, V. Matveev^{184,m,m}, V. Murzin¹⁸⁴, A. Nikitenko^{184,ssss,uuuu}, S. Obraztsov¹⁸⁴, V. Oreshkin¹⁸⁴,
A. Oskin¹⁸⁴, V. Palichik¹⁸⁴, V. Perelygin¹⁸⁴, M. Perfilov¹⁸⁴, S. Petrushanko¹⁸⁴, S. Polikarpov^{184,m}, V. Popov¹⁸⁴,
O. Radchenko^{184,m}, M. Savina¹⁸⁴, V. Savrin¹⁸⁴, D. Selivanova¹⁸⁴, V. Shalae¹⁸⁴, S. Shmatov¹⁸⁴, S. Shulha¹⁸⁴,
Y. Skovpen^{184,m}, S. Slabospitskii¹⁸⁴, V. Smirnov¹⁸⁴, D. Sosnov¹⁸⁴, V. Sulimov¹⁸⁴, E. Tcherniaev¹⁸⁴,
A. Terkulov¹⁸⁴, O. Teryaev¹⁸⁴, I. Tlisova¹⁸⁴, A. Toropin¹⁸⁴, L. Uvarov¹⁸⁴, A. Uzunian¹⁸⁴, A. Vorobyev^{184,a},
N. Voytishin¹⁸⁴, B. S. Yuldashev^{184,vvvv}, A. Zarubin¹⁸⁴, I. Zhizhin¹⁸⁴, and A. Zhokin¹⁸⁴

(CMS Collaboration)

¹*Yerevan Physics Institute, Yerevan, Armenia*²*Institut für Hochenergiephysik, Vienna, Austria*³*Universiteit Antwerpen, Antwerpen, Belgium*⁴*Vrije Universiteit Brussel, Brussel, Belgium*⁵*Université Libre de Bruxelles, Bruxelles, Belgium*⁶*Ghent University, Ghent, Belgium*⁷*Université Catholique de Louvain, Louvain-la-Neuve, Belgium*⁸*Centro Brasileiro de Pesquisas Físicas, Rio de Janeiro, Brazil*⁹*Universidade do Estado do Rio de Janeiro, Rio de Janeiro, Brazil*¹⁰*Universidade Estadual Paulista, Universidade Federal do ABC, São Paulo, Brazil*¹¹*Institute for Nuclear Research and Nuclear Energy, Bulgarian Academy of Sciences, Sofia, Bulgaria*¹²*University of Sofia, Sofia, Bulgaria*¹³*Instituto De Alta Investigación, Universidad de Tarapacá, Casilla 7 D, Arica, Chile*¹⁴*Beihang University, Beijing, China*¹⁵*Department of Physics, Tsinghua University, Beijing, China*¹⁶*Institute of High Energy Physics, Beijing, China*¹⁷*State Key Laboratory of Nuclear Physics and Technology, Peking University, Beijing, China*¹⁸*Sun Yat-Sen University, Guangzhou, China*¹⁹*University of Science and Technology of China, Hefei, China*²⁰*Institute of Modern Physics and Key Laboratory of Nuclear Physics and Ion-beam Application (MOE)—
Fudan University, Shanghai, China*²¹*Zhejiang University, Hangzhou, Zhejiang, China*²²*Universidad de Los Andes, Bogota, Colombia*²³*Universidad de Antioquia, Medellin, Colombia*²⁴*University of Split, Faculty of Electrical Engineering, Mechanical Engineering and Naval Architecture,
Split, Croatia*²⁵*University of Split, Faculty of Science, Split, Croatia*

- ²⁶*Institute Rudjer Boskovic, Zagreb, Croatia*
- ²⁷*University of Cyprus, Nicosia, Cyprus*
- ²⁸*Charles University, Prague, Czech Republic*
- ²⁹*Escuela Politecnica Nacional, Quito, Ecuador*
- ³⁰*Universidad San Francisco de Quito, Quito, Ecuador*
- ³¹*Academy of Scientific Research and Technology of the Arab Republic of Egypt, Egyptian Network of High Energy Physics, Cairo, Egypt*
- ³²*Center for High Energy Physics (CHEP-FU), Fayoum University, El-Fayoum, Egypt*
- ³³*National Institute of Chemical Physics and Biophysics, Tallinn, Estonia*
- ³⁴*Department of Physics, University of Helsinki, Helsinki, Finland*
- ³⁵*Helsinki Institute of Physics, Helsinki, Finland*
- ³⁶*Lappeenranta-Lahti University of Technology, Lappeenranta, Finland*
- ³⁷*IRFU, CEA, Université Paris-Saclay, Gif-sur-Yvette, France*
- ³⁸*Laboratoire Leprince-Ringuet, CNRS/IN2P3, Ecole Polytechnique, Institut Polytechnique de Paris, Palaiseau, France*
- ³⁹*Université de Strasbourg, CNRS, IPHC UMR 7178, Strasbourg, France*
- ⁴⁰*Institut de Physique des 2 Infinis de Lyon (IP2I), Villeurbanne, France*
- ⁴¹*Georgian Technical University, Tbilisi, Georgia*
- ⁴²*RWTH Aachen University, I. Physikalisches Institut, Aachen, Germany*
- ⁴³*RWTH Aachen University, III. Physikalisches Institut A, Aachen, Germany*
- ⁴⁴*RWTH Aachen University, III. Physikalisches Institut B, Aachen, Germany*
- ⁴⁵*Deutsches Elektronen-Synchrotron, Hamburg, Germany*
- ⁴⁶*University of Hamburg, Hamburg, Germany*
- ⁴⁷*Karlsruher Institut fuer Technologie, Karlsruhe, Germany*
- ⁴⁸*Institute of Nuclear and Particle Physics (INPP), NCSR Demokritos, Aghia Paraskevi, Greece*
- ⁴⁹*National and Kapodistrian University of Athens, Athens, Greece*
- ⁵⁰*National Technical University of Athens, Athens, Greece*
- ⁵¹*University of Ioánnina, Ioánnina, Greece*
- ⁵²*MTA-ELTE Lendület CMS Particle and Nuclear Physics Group, Eötvös Loránd University, Budapest, Hungary*
- ⁵³*Wigner Research Centre for Physics, Budapest, Hungary*
- ⁵⁴*Institute of Nuclear Research ATOMKI, Debrecen, Hungary*
- ⁵⁵*Institute of Physics, University of Debrecen, Debrecen, Hungary*
- ⁵⁶*Karoly Robert Campus, MATE Institute of Technology, Gyongyos, Hungary*
- ⁵⁷*Panjab University, Chandigarh, India*
- ⁵⁸*University of Delhi, Delhi, India*
- ⁵⁹*Saha Institute of Nuclear Physics, HBNI, Kolkata, India*
- ⁶⁰*Indian Institute of Technology Madras, Madras, India*
- ⁶¹*Tata Institute of Fundamental Research-A, Mumbai, India*
- ⁶²*Tata Institute of Fundamental Research-B, Mumbai, India*
- ⁶³*National Institute of Science Education and Research, An OCC of Homi Bhabha National Institute, Bhubaneswar, Odisha, India*
- ⁶⁴*Indian Institute of Science Education and Research (IISER), Pune, India*
- ⁶⁵*Isfahan University of Technology, Isfahan, Iran*
- ⁶⁶*Institute for Research in Fundamental Sciences (IPM), Tehran, Iran*
- ⁶⁷*University College Dublin, Dublin, Ireland*
- ^{68a}*INFN Sezione di Bari, Bari, Italy*
- ^{68b}*Università di Bari, Bari, Italy*
- ^{68c}*Politecnico di Bari, Bari, Italy*
- ^{69a}*INFN Sezione di Bologna, Bologna, Italy*
- ^{69b}*Università di Bologna, Bologna, Italy*
- ^{70a}*INFN Sezione di Catania, Catania, Italy*
- ^{70b}*Università di Catania, Catania, Italy*
- ^{71a}*INFN Sezione di Firenze, Firenze, Italy*
- ^{71b}*Università di Firenze, Firenze, Italy*
- ⁷²*INFN Laboratori Nazionali di Frascati, Frascati, Italy*
- ^{73a}*INFN Sezione di Genova, Genova, Italy*
- ^{73b}*Università di Genova, Genova, Italy*
- ^{74a}*INFN Sezione di Milano-Bicocca, Milano, Italy*
- ^{74b}*Università di Milano-Bicocca, Milano, Italy*

- ^{75a}INFN Sezione di Napoli, Napoli, Italy
^{75b}Università di Napoli “Federico II,” Napoli, Italy
^{75c}Università della Basilicata, Potenza, Italy
^{75d}Università G. Marconi, Roma, Italy
^{76a}INFN Sezione di Padova, Padova, Italy
^{76b}Università di Padova, Padova, Italy
^{76c}Università di Trento, Trento, Italy
^{77a}INFN Sezione di Pavia, Pavia, Italy
^{77b}Università di Pavia, Pavia, Italy
^{78a}INFN Sezione di Perugia, Perugia, Italy
^{78b}Università di Perugia, Perugia, Italy
^{79a}INFN Sezione di Pisa, Pisa, Italy
^{79b}Università di Pisa, Pisa, Italy
^{79c}Scuola Normale Superiore di Pisa, Pisa, Italy
^{79d}Università di Siena, Siena, Italy
^{80a}INFN Sezione di Roma, Roma, Italy
^{80b}Sapienza Università di Roma, Roma, Italy
^{81a}INFN Sezione di Torino, Torino, Italy
^{81b}Università di Torino, Torino, Italy
^{81c}Università del Piemonte Orientale, Novara, Italy
^{82a}INFN Sezione di Trieste, Trieste, Italy
^{82b}Università di Trieste, Trieste, Italy
⁸³Kyungpook National University, Daegu, Korea
⁸⁴Chonnam National University, Institute for Universe and Elementary Particles, Kwangju, Korea
⁸⁵Hanyang University, Seoul, Korea
⁸⁶Korea University, Seoul, Korea
⁸⁷Kyung Hee University, Department of Physics, Seoul, Korea
⁸⁸Sejong University, Seoul, Korea
⁸⁹Seoul National University, Seoul, Korea
⁹⁰University of Seoul, Seoul, Korea
⁹¹Yonsei University, Department of Physics, Seoul, Korea
⁹²Sungkyunkwan University, Suwon, Korea
⁹³College of Engineering and Technology, American University of the Middle East (AUM),
 Dasman, Kuwait
⁹⁴Riga Technical University, Riga, Latvia
⁹⁵University of Latvia (LU), Riga, Latvia
⁹⁶Vilnius University, Vilnius, Lithuania
⁹⁷National Centre for Particle Physics, Universiti Malaya, Kuala Lumpur, Malaysia
⁹⁸Universidad de Sonora (UNISON), Hermosillo, Mexico
⁹⁹Centro de Investigación y de Estudios Avanzados del IPN, Mexico City, Mexico
¹⁰⁰Universidad Iberoamericana, Mexico City, Mexico
¹⁰¹Benemerita Universidad Autónoma de Puebla, Puebla, Mexico
¹⁰²University of Montenegro, Podgorica, Montenegro
¹⁰³University of Canterbury, Christchurch, New Zealand
¹⁰⁴National Centre for Physics, Quaid-I-Azam University, Islamabad, Pakistan
¹⁰⁵AGH University of Science and Technology Faculty of Computer Science,
 Electronics and Telecommunications, Krakow, Poland
¹⁰⁶National Centre for Nuclear Research, Swierk, Poland
¹⁰⁷Institute of Experimental Physics, Faculty of Physics, University of Warsaw, Warsaw, Poland
¹⁰⁸Laboratório de Instrumentação e Física Experimental de Partículas, Lisboa, Portugal
¹⁰⁹Faculty of Physics, University of Belgrade, Belgrade, Serbia
¹¹⁰VINCA Institute of Nuclear Sciences, University of Belgrade, Belgrade, Serbia
¹¹¹Centro de Investigaciones Energéticas Medioambientales y Tecnológicas (CIEMAT), Madrid, Spain
¹¹²Universidad Autónoma de Madrid, Madrid, Spain
¹¹³Universidad de Oviedo, Instituto Universitario de Ciencias y Tecnologías Espaciales de Asturias (ICTEA),
 Oviedo, Spain
¹¹⁴Instituto de Física de Cantabria (IFCA), CSIC-Universidad de Cantabria, Santander, Spain
¹¹⁵University of Colombo, Colombo, Sri Lanka
¹¹⁶University of Ruhuna, Department of Physics, Matara, Sri Lanka
¹¹⁷CERN, European Organization for Nuclear Research, Geneva, Switzerland

- ¹¹⁸Paul Scherrer Institut, Villigen, Switzerland
- ¹¹⁹ETH Zurich—Institute for Particle Physics and Astrophysics (IPA), Zurich, Switzerland
- ¹²⁰Universität Zürich, Zurich, Switzerland
- ¹²¹National Central University, Chung-Li, Taiwan
- ¹²²National Taiwan University (NTU), Taipei, Taiwan
- ¹²³Chulalongkorn University, Faculty of Science, Department of Physics, Bangkok, Thailand
- ¹²⁴Çukurova University, Physics Department, Science and Art Faculty, Adana, Turkey
- ¹²⁵Middle East Technical University, Physics Department, Ankara, Turkey
- ¹²⁶Bogazici University, Istanbul, Turkey
- ¹²⁷Istanbul Technical University, Istanbul, Turkey
- ¹²⁸Istanbul University, Istanbul, Turkey
- ¹²⁹Institute for Scintillation Materials of National Academy of Science of Ukraine, Kharkiv, Ukraine
- ¹³⁰National Science Centre, Kharkiv Institute of Physics and Technology, Kharkiv, Ukraine
- ¹³¹University of Bristol, Bristol, United Kingdom
- ¹³²Rutherford Appleton Laboratory, Didcot, United Kingdom
- ¹³³Imperial College, London, United Kingdom
- ¹³⁴Brunel University, Uxbridge, United Kingdom
- ¹³⁵Baylor University, Waco, Texas, USA
- ¹³⁶Catholic University of America, Washington, DC, USA
- ¹³⁷The University of Alabama, Tuscaloosa, Alabama, USA
- ¹³⁸Boston University, Boston, Massachusetts, USA
- ¹³⁹Brown University, Providence, Rhode Island, USA
- ¹⁴⁰University of California, Davis, Davis, California, USA
- ¹⁴¹University of California, Los Angeles, California, USA
- ¹⁴²University of California, Riverside, Riverside, California, USA
- ¹⁴³University of California, San Diego, La Jolla, California, USA
- ¹⁴⁴University of California, Santa Barbara—Department of Physics, Santa Barbara, California, USA
- ¹⁴⁵California Institute of Technology, Pasadena, California, USA
- ¹⁴⁶Carnegie Mellon University, Pittsburgh, Pennsylvania, USA
- ¹⁴⁷University of Colorado Boulder, Boulder, Colorado, USA
- ¹⁴⁸Cornell University, Ithaca, New York, USA
- ¹⁴⁹Fermi National Accelerator Laboratory, Batavia, Illinois, USA
- ¹⁵⁰University of Florida, Gainesville, Florida, USA
- ¹⁵¹Florida State University, Tallahassee, Florida, USA
- ¹⁵²Florida Institute of Technology, Melbourne, Florida, USA
- ¹⁵³University of Illinois at Chicago (UIC), Chicago, Illinois, USA
- ¹⁵⁴The University of Iowa, Iowa City, Iowa, USA
- ¹⁵⁵Johns Hopkins University, Baltimore, Maryland, USA
- ¹⁵⁶The University of Kansas, Lawrence, Kansas, USA
- ¹⁵⁷Kansas State University, Manhattan, Kansas, USA
- ¹⁵⁸Lawrence Livermore National Laboratory, Livermore, California, USA
- ¹⁵⁹University of Maryland, College Park, Maryland, USA
- ¹⁶⁰Massachusetts Institute of Technology, Cambridge, Massachusetts, USA
- ¹⁶¹University of Minnesota, Minneapolis, Minnesota, USA
- ¹⁶²University of Mississippi, Oxford, Mississippi, USA
- ¹⁶³University of Nebraska-Lincoln, Lincoln, Nebraska, USA
- ¹⁶⁴State University of New York at Buffalo, Buffalo, New York, USA
- ¹⁶⁵Northeastern University, Boston, Massachusetts, USA
- ¹⁶⁶Northwestern University, Evanston, Illinois, USA
- ¹⁶⁷University of Notre Dame, Notre Dame, Indiana, USA
- ¹⁶⁸The Ohio State University, Columbus, Ohio, USA
- ¹⁶⁹Princeton University, Princeton, New Jersey, USA
- ¹⁷⁰University of Puerto Rico, Mayaguez, Puerto Rico, USA
- ¹⁷¹Purdue University, West Lafayette, Indiana, USA
- ¹⁷²Purdue University Northwest, Hammond, Indiana, USA
- ¹⁷³Rice University, Houston, Texas, USA
- ¹⁷⁴University of Rochester, Rochester, New York, USA
- ¹⁷⁵The Rockefeller University, New York, New York, USA
- ¹⁷⁶Rutgers, The State University of New Jersey, Piscataway, New Jersey, USA
- ¹⁷⁷University of Tennessee, Knoxville, Tennessee, USA

¹⁷⁸*Texas A&M University, College Station, Texas, USA*¹⁷⁹*Texas Tech University, Lubbock, Texas, USA*¹⁸⁰*Vanderbilt University, Nashville, Tennessee, USA*¹⁸¹*University of Virginia, Charlottesville, Virginia, USA*¹⁸²*Wayne State University, Detroit, Michigan, USA*¹⁸³*University of Wisconsin—Madison, Madison, Wisconsin, USA*¹⁸⁴*An institute or international laboratory covered by a cooperation agreement with CERN*^aDeceased.^bAlso at Yerevan State University, Yerevan, Armenia.^cAlso at TU Wien, Vienna, Austria.^dAlso at Institute of Basic and Applied Sciences, Faculty of Engineering, Arab Academy for Science, Technology and Maritime Transport, Alexandria, Egypt.^eAlso at Université Libre de Bruxelles, Bruxelles, Belgium.^fAlso at Universidade Estadual de Campinas, Campinas, Brazil.^gAlso at Federal University of Rio Grande do Sul, Porto Alegre, Brazil.^hAlso at UFMS, Nova Andradina, Brazil.ⁱAlso at University of Chinese Academy of Sciences, Beijing, China.^jAlso at Nanjing Normal University Department of Physics, Nanjing, China.^kAlso at The University of Iowa, Iowa City, Iowa, USA.^lAlso at University of Chinese Academy of Sciences, Beijing, China.^mAlso at Another institute or international laboratory covered by a cooperation agreement with CERN.ⁿAlso at British University in Egypt, Cairo, Egypt.^oAlso at Cairo University, Cairo, Egypt.^pAlso at Purdue University, West Lafayette, Indiana, USA.^qAlso at Université de Haute Alsace, Mulhouse, France.^rAlso at Department of Physics, Tsinghua University, Beijing, China.^sAlso at Ilia State University, Tbilisi, Georgia.^tAlso at The University of the State of Amazonas, Manaus, Brazil.^uAlso at Erzincan Binali Yildirim University, Erzincan, Turkey.^vAlso at University of Hamburg, Hamburg, Germany.^wAlso at RWTH Aachen University, III. Physikalisches Institut A, Aachen, Germany.^xAlso at Isfahan University of Technology, Isfahan, Iran.^yAlso at Bergische University Wuppertal (BUW), Wuppertal, Germany.^zAlso at Brandenburg University of Technology, Cottbus, Germany.^{aa}Also at Forschungszentrum Jülich, Jülich, Germany.^{bb}Also at CERN, European Organization for Nuclear Research, Geneva, Switzerland.^{cc}Also at Physics Department, Faculty of Science, Assiut University, Assiut, Egypt.^{dd}Also at Wigner Research Centre for Physics, Budapest, Hungary.^{ee}Also at Institute of Physics, University of Debrecen, Debrecen, Hungary.^{ff}Also at Institute of Nuclear Research ATOMKI, Debrecen, Hungary.^{gg}Also at Universitatea Babeş-Bolyai—Facultatea de Fizica, Cluj-Napoca, Romania.^{hh}Also at Faculty of Informatics, University of Debrecen, Debrecen, Hungary.ⁱⁱAlso at Punjab Agricultural University, Ludhiana, India.^{jj}Also at UPES—University of Petroleum and Energy Studies, Dehradun, India.^{kk}Also at University of Visva-Bharati, Santiniketan, India.^{ll}Also at University of Hyderabad, Hyderabad, India.^{mm}Also at Indian Institute of Science (IISc), Bangalore, India.ⁿⁿAlso at IIT Bhubaneswar, Bhubaneswar, India.^{oo}Also at Institute of Physics, Bhubaneswar, India.^{pp}Also at Deutsches Elektronen-Synchrotron, Hamburg, Germany.^{qq}Also at Department of Physics, Isfahan University of Technology, Isfahan, Iran.^{rr}Also at Sharif University of Technology, Tehran, Iran.^{ss}Also at Department of Physics, University of Science and Technology of Mazandaran, Behshahr, Iran.^{tt}Also at Helwan University, Cairo, Egypt.^{uu}Also at Italian National Agency for New Technologies, Energy and Sustainable Economic Development, Bologna, Italy.^{vv}Also at Centro Siciliano di Fisica Nucleare e di Struttura Della Materia, Catania, Italy.^{ww}Also at Università degli Studi Guglielmo Marconi, Roma, Italy.^{xx}Also at Scuola Superiore Meridionale, Università di Napoli “Federico II,” Napoli, Italy.^{yy}Also at Fermi National Accelerator Laboratory, Batavia, Illinois, USA.

- ^{zz} Also at Università di Napoli “Federico II,” Napoli, Italy.
- ^{aaa} Also at Laboratori Nazionali di Legnaro dell’INFN, Legnaro, Italy.
- ^{bbb} Also at Ain Shams University, Cairo, Egypt.
- ^{ccc} Also at Consiglio Nazionale delle Ricerche—Istituto Officina dei Materiali, Perugia, Italy.
- ^{ddd} Also at IRFU, CEA, Université Paris-Saclay, Gif-sur-Yvette, France.
- ^{eee} Also at Riga Technical University, Riga, Latvia.
- ^{fff} Also at Department of Applied Physics, Faculty of Science and Technology, Universiti Kebangsaan Malaysia, Bangi, Malaysia.
- ^{ggg} Also at Consejo Nacional de Ciencia y Tecnología, Mexico City, Mexico.
- ^{hhh} Also at Trincomalee Campus, Eastern University, Sri Lanka, Nilaveli, Sri Lanka.
- ⁱⁱⁱ Also at INFN Sezione di Pavia, Università di Pavia, Pavia, Italy.
- ^{jjj} Also at National and Kapodistrian University of Athens, Athens, Greece.
- ^{kkk} Also at Ecole Polytechnique Fédérale Lausanne, Lausanne, Switzerland.
- ^{lll} Also at Universität Zürich, Zurich, Switzerland.
- ^{mmm} Also at Stefan Meyer Institute for Subatomic Physics, Vienna, Austria.
- ⁿⁿⁿ Also at Laboratoire d’Annecy-le-Vieux de Physique des Particules, IN2P3-CNRS, Annecy-le-Vieux, France.
- ^{ooo} Also at Near East University, Research Center of Experimental Health Science, Mersin, Turkey.
- ^{ppp} Also at Konya Technical University, Konya, Turkey.
- ^{qqq} Also at Izmir Bakircay University, Izmir, Turkey.
- ^{rrr} Also at Adiyaman University, Adiyaman, Turkey.
- ^{sss} Also at Necmettin Erbakan University, Konya, Turkey.
- ^{ttt} Also at Bozok Universitetesi Rektörlüğü, Yozgat, Turkey.
- ^{uuu} Also at Marmara University, Istanbul, Turkey.
- ^{vvv} Also at Milli Savunma University, Istanbul, Turkey.
- ^{www} Also at Kafkas University, Kars, Turkey.
- ^{xxx} Also at Hacettepe University, Ankara, Turkey.
- ^{yyy} Also at Istanbul University—Cerrahpasa, Faculty of Engineering, Istanbul, Turkey.
- ^{zzz} Also at Ozyegin University, Istanbul, Turkey.
- ^{aaaa} Also at Vrije Universiteit Brussel, Brussel, Belgium.
- ^{bbbb} Also at School of Physics and Astronomy, University of Southampton, Southampton, United Kingdom.
- ^{cccc} Also at University of Bristol, Bristol, United Kingdom.
- ^{dddd} Also at IPPP Durham University, Durham, United Kingdom.
- ^{eeee} Also at Monash University, Faculty of Science, Clayton, Australia.
- ^{fff} Also at Università di Torino, Torino, Italy.
- ^{gggg} Also at Bethel University, St. Paul, Minnesota, USA.
- ^{hhhh} Also at Karamanoğlu Mehmetbey University, Karaman, Turkey.
- ⁱⁱⁱⁱ Also at California Institute of Technology, Pasadena, California, USA.
- ^{jjjj} Also at United States Naval Academy, Annapolis, Maryland, USA.
- ^{kkkk} Also at Bingol University, Bingol, Turkey.
- ^{llll} Also at Georgian Technical University, Tbilisi, Georgia.
- ^{mmmm} Also at Sinop University, Sinop, Turkey.
- ⁿⁿⁿⁿ Also at Erciyes University, Kayseri, Turkey.
- ^{oooo} Also at Horia Hulubei National Institute of Physics and Nuclear Engineering (IFIN-HH), Bucharest, Romania.
- ^{pppp} Also at Texas A&M University at Qatar, Doha, Qatar.
- ^{qqqq} Also at Kyungpook National University, Daegu, Korea.
- ^{rrrr} Also at Universiteit Antwerpen, Antwerpen, Belgium.
- ^{ssss} Also at Yerevan Physics Institute, Yerevan, Armenia.
- ^{tttt} Also at Northeastern University, Boston, Massachusetts, USA.
- ^{uuuu} Also at Imperial College, London, United Kingdom.
- ^{vvvv} Also at Institute of Nuclear Physics of the Uzbekistan Academy of Sciences, Tashkent, Uzbekistan.