



ALMA MATER STUDIORUM  
UNIVERSITÀ DI BOLOGNA

ARCHIVIO ISTITUZIONALE  
DELLA RICERCA

## Alma Mater Studiorum Università di Bologna Archivio istituzionale della ricerca

Suicide attempts and suicidal ideation in patients with obsessive-compulsive disorder: A systematic review and meta-analysis

This is the final peer-reviewed author's accepted manuscript (postprint) of the following publication:

*Published Version:*

Pellegrini L., Maietti E., Rucci P., Casadei G., Maina G., Fineberg N.A., et al. (2020). Suicide attempts and suicidal ideation in patients with obsessive-compulsive disorder: A systematic review and meta-analysis. *JOURNAL OF AFFECTIVE DISORDERS*, 276, 1001-1021 [10.1016/j.jad.2020.07.115].

*Availability:*

This version is available at: <https://hdl.handle.net/11585/794245> since: 2021-02-02

*Published:*

DOI: <http://doi.org/10.1016/j.jad.2020.07.115>

*Terms of use:*

Some rights reserved. The terms and conditions for the reuse of this version of the manuscript are specified in the publishing policy. For all terms of use and more information see the publisher's website.

This item was downloaded from IRIS Università di Bologna (<https://cris.unibo.it/>).  
When citing, please refer to the published version.

(Article begins on next page)

1 **Suicide attempts and suicidal ideation in patients with Obsessive-Compulsive**  
2 **Disorder: a systematic review and meta-analysis**

3

4 Luca Pellegrini<sup>1,3</sup>, Elisa Maietti<sup>1</sup>, Paola Rucci<sup>1</sup>, Giacomo Casadei<sup>1</sup>, Giuseppe Maina<sup>2</sup>, Naomi A.  
5 Fineberg<sup>3,4</sup>, Umberto Albert<sup>5,6</sup>

6

7 <sup>1</sup> Department of Biomedical and Neuromotor Sciences, University of Bologna, Italy

8 <sup>2</sup> Rita Levi Montalcini Department of Neuroscience, University of Torino, Italy

9 <sup>3</sup> Highly Specialized Service for OCD and BDD, Hertfordshire Partnership University NHS  
10 Foundation Trust and University of Hertfordshire, Hatfield, UK

11 <sup>4</sup> University of Cambridge School of Clinical Medicine, Cambridge, UK

12 <sup>5</sup> Department of Medicine, Surgery and Health Sciences, UCO Clinica Psichiatrica, University of  
13 Trieste, Trieste, Italy

14 <sup>6</sup> Azienda Sanitaria Universitaria Giuliano-Isontina - ASUGI

15

16

17

18

19

20

21

22

23

24

25

26

27

28

29 **\*Corresponding Author**

30 Dr. Luca Pellegrini

31 Department of Biomedical and Neuromotor Sciences

32 University of Bologna

33 Viale Carlo Pepoli, 5, 40123, Bologna (BO), Italy

34 • Tel. +39 051 524100 • E-mail: luca.pellegrini2@studio.unibo.it

35

Word count  
Manuscript: 6699  
Abstract: 250

Number of references: 127

1 **Abstract**

2  
3

4 **Introduction**

5 There is controversy on the magnitude of suicide risk in OCD and on the psychopathological features  
6 that raise the risk. This systematic review and meta-analysis aims to estimate the pooled prevalence  
7 of suicide attempts and suicidal ideation (current/lifetime) in subjects with OCD and identify  
8 sociodemographic and clinical factors associated with greater risk.

9

10 **Methods**

11 We conducted a literature search in PubMed/Medline, PsycINFO, Web of Science and CINAHL  
12 databases up to June 20, 2019, according to PRISMA guidelines. Stata statistical software (Version  
13 15) was used to obtain forest plots, execute subgroup analyses and perform univariate and  
14 multivariate meta-regressions.

15

16 **Results**

17 We found 61 eligible studies including OCD patients: 52 investigated suicide attempts and reported  
18 a pooled prevalence of 0.135 (95% CI 0.123-0.147); 26 explored current suicidal ideation and  
19 reported a pooled prevalence of 0.273 (95% CI 0.214-0.335); 22 researched lifetime suicidal ideation  
20 and reported a pooled prevalence of 0.473 (95% CI 0.397-0.548). Severity of obsessions, comorbid  
21 substance use and depressive/anxious symptoms increased the risk, whereas compulsions had a  
22 comparatively protective effect.

23

24 **Limitations**

25 Owing to the small number of studies reporting completed suicide rates, this metric was not included  
26 in the meta-analysis. The degree of heterogeneity between the studies was high.

27

28 **Conclusion**

29 Clinicians should keep in mind that one out of ten patients with OCD attempts suicide during his/her  
30 lifetime, about one third has current suicidal ideation and about half has had suicidal ideation in the  
31 past. Several clinical features are associated with increased risk and should be factored into clinical  
32 risk management.

33

34

35 **Keywords**

36 Obsessive-Compulsive Disorder; Suicidal Ideation; Suicide Attempts; Risk factors; Risk prevention

37

38

## 1 **Introduction**

2

3 Obsessive-Compulsive Disorder (OCD) is a common and relatively treatment resistant  
4 neuropsychiatric disorder. OCD in many cases starts in childhood and pursues a fluctuating chronic  
5 course. It has a substantial effect on the quality of life, well-being and global functioning of affected  
6 individuals and their family members (Albert et al., 2017; Fineberg et al., 2019). Disability from OCD  
7 is substantial, with an estimated number of 7.9 DALYs (disability adjusted life years lost) per 10,000  
8 persons in Europe (Wittchen et al., 2011), and with increased rates of several indicators of labor  
9 market marginalization (e.g. disability pension, long-term sickness absence, and long-term  
10 unemployment) (Pérez-Vigil et al., 2019). An early onset of OCD is additionally associated with a  
11 pervasive and profound decrease in educational attainment, spanning compulsory school to  
12 postgraduate education (Pérez-Vigil et al., 2018), leading to calls for early clinical intervention  
13 strategies to tackle the illness before it takes hold (Fineberg et al., 2019).

14

15 OCD has consistently been found to be associated with a relatively long delay in help seeking (up to  
16 11 years) (Garcia-Soriano et al., 2014), and with a long duration of untreated illness (DUI), recently  
17 estimated at 7 to 9 years, i.e. one of the longest among psychiatric disorders (Dell’Osso et al., 2010,  
18 Albert et al., 2019, Dell’Osso et al., 2019). Longer DUI implies late intervention and predicts a poor  
19 treatment response, particularly to pharmacological treatment (Albert et al., 2019; Dell’Osso et al.,  
20 2010). Comorbidity with secondary depression in OCD is high (roughly 60%), and correlates with  
21 duration of illness (Fineberg et al., 2013).

22

23 OCD has been traditionally thought to be unrelated with an elevated suicide risk (Coryell, 1981;  
24 Goodwin et al., 1969; Kringlen, 1965). Suicide is a major preventable cause of premature death  
25 worldwide, and research on factors associated with suicidal ideation and behavior in general and in  
26 individuals with mental disorders is imperative. Suicidal ideation is defined as the presence of passive  
27 thoughts about wanting to be dead or active thoughts about killing oneself, not accompanied by  
28 preparatory behaviour (Posner et al., 2007); suicide attempts are recognized as nonfatal self-directed  
29 potentially injurious behaviours with any intent to die as a result of the behaviour (Crosby et al.,  
30 2011). Recent systematic reviews and meta-analyses, however, have challenged this assumption and  
31 suggested that individuals with OCD, especially those suffering from chronic disabling illness, are at  
32 higher risk of suicide attempts and suicidal ideation than the general population (Harris, 1997;  
33 Angelakis et al., 2015; De La Vega et al., 2018; Albert et al., 2018; Albert et al., 2019a; Albert et al.,  
34 2019b). Indeed, the pooled effect size of the association between suicidality (suicide attempts/suicidal

1 ideation/completed suicides) and a diagnosis of OCD (as compared to controls without that diagnosis)  
2 across 30 independent studies was found to be moderate to high (Hedges'  $g=0.66$ , 95% CI 0.49-0.82)  
3 (Angelakis et al., 2015).

4  
5 However, accurate estimates of the prevalence of suicide attempts and suicidal ideation in individuals  
6 with a primary diagnosis of OCD are still lacking. Notably, a considerable variability among OCD  
7 studies was found, with rates of suicide attempts ranging from 6 to 52% and of suicidal ideation  
8 ranging from 26 to 74% (Albert et al., 2019a), as compared to approximately 0.4% and 2.1% in the  
9 general population (Borges et al., 2010). Such differences may be related both to characteristics of  
10 the OCD samples included (e.g. subjects referred to specialized centers versus those drawn from the  
11 general population) and to the methods used in capturing the data. Identification of the specific  
12 characteristics that confer greater risk of suicide in the OCD population, and thus deserve particular  
13 attention from clinicians, has substantive theoretical importance and may have practical value.

14  
15 A recent *systematic review* carried out by our group of studies reporting suicidal ideation and behavior  
16 identified several candidate factors associated with suicide risk, including the severity of OCD, the  
17 symptom dimension 'unacceptable thoughts', the presence of comorbid Axis I disorders in general,  
18 the severity of comorbid depressive and anxiety symptoms, a past history of suicidality and some  
19 emotional-cognitive factors such as alexithymia and hopelessness (Albert et al., 2019a). However,  
20 this review did not use meta-analytic techniques to estimate pooled prevalence rates of suicidal  
21 ideation and suicide attempts; Moreover, we only reported factors associated with greater risk in  
22 individual studies (e.g. severity of OCD was associated with higher rates of suicidal ideation in 4  
23 studies) without reporting the whole number of studies that examined each factor (e.g. other studies  
24 examined the potential association between suicidal ideation and the severity of OCD but did not  
25 confirm this association). As a consequence, it is impossible to draw any firm conclusion concerning  
26 the factors associated with increased risk.

27  
28 The only meta-analysis performed on suicidality in OCD to date (Angelakis et al. 2015) identified a  
29 similar group of factors associated with increased suicidality in OCD. However, suicide attempts and  
30 suicidal ideation rates were analyzed together. This approach is not ideal, as suicidal thoughts and  
31 acts may be mediated by different mechanisms (neural, psychological, behavioural) and may have  
32 different risk factors. This meta-analysis had other limitations: only studies performed in adults and  
33 only case-control studies were included, the authors did not consider separately current and lifetime  
34 suicidal ideation when estimating the effect size of the association between suicidal ideation and

1 OCD, and they did not use meta-regression techniques to explore patient and study level factors  
2 potentially explaining heterogeneity of findings. Another limitation, and a potential source of  
3 heterogeneity, was the inclusion in the meta-analysis of studies performed in patients with primary  
4 disorders other than OCD but with comorbid OC symptoms. After this meta-analysis, much new data  
5 has emerged concerning the prevalence of suicide attempts and suicidal ideation and factors  
6 associated with increased risk.

7  
8 We therefore decided to perform a systematic review *and meta-analysis* with the following aims: 1.  
9 To estimate the pooled prevalence rates of lifetime suicide attempts, current suicidal ideation and  
10 lifetime suicidal ideation in individuals with a primary diagnosis of OCD (excluding studies  
11 performed in samples of individuals with only OC symptoms – e.g. individuals with Bipolar Disorder  
12 and OC symptoms), and 2. To identify, through meta-regression and subgroup analyses, the socio-  
13 demographic and clinical factors that could explain the variability in prevalence rates, and constitute  
14 potential predictors of greater risk. We differentiated between potential predictors of suicide attempts,  
15 current suicidal ideation and lifetime suicidal ideation. Completed suicide rates were not included in  
16 the meta-analysis as there were not enough studies reporting data on completed suicide.

## 19 **Methods**

20  
21 This systematic review and meta-analysis was performed according to the Preferred Reporting Items  
22 for Systematic Reviews and Meta-Analyses Statement (PRISMA) (Moher et al., 2009; 2010).

### 24 *Search Strategy*

25 We conducted a literature search in PubMed/Medline, PsycINFO, Web of Science and CINHAL  
26 databases from the date of the first available article to June 20, 2019. The search terms [suicide] OR  
27 [suicidality] OR [suicide attempts] OR [suicidal ideation] OR [suicidal thoughts] were combined with  
28 [OCD] OR [obsessive\*compulsive disorder] OR [obsessive\*compulsive symptoms].

### 30 *Article selection and review strategy*

31 Articles were identified and assessed for eligibility by two independent reviewers (UA and LP), who  
32 independently decided which identified articles to include according to eligibility criteria (see below).  
33 In case of disagreement, a third author (GM) was consulted to mediate consensual decisions.  
34 Duplicate studies were excluded. Cross-references from the articles identified were also examined.

1 Unpublished studies, conference abstracts or poster presentations were not included. The database  
2 search was restricted to English language papers.

3

#### 4 *Eligibility criteria*

5 The inclusion criteria for the studies were the following: 1) An appropriate case definition of OCD  
6 (diagnosis made through specific structured interviews and/or established international criteria); 2)  
7 Children/adolescents and/or adults; 3) Cross-sectional or prospective designs; 4) Performed in  
8 clinical samples or in the general population (epidemiological studies); 5) Employed a quantitative  
9 measure of suicidality in order to derive prevalence rates of lifetime suicide attempts, current or  
10 lifetime suicidal ideation. We excluded studies performed in patients with a primary diagnosis other  
11 than OCD (e.g. individuals with Bipolar Disorder or Schizophrenia) even when they assessed the  
12 impact of obsessive-compulsive symptoms on suicidality in these patients.

13

#### 14 *Data extraction and imputation*

15 Two authors (LP and GC) independently extracted data from eligible studies using the same template,  
16 which allowed collection of the following information, when available: date of publication, country,  
17 latitude (North, South, international), study design (cross-sectional, longitudinal), study type (clinical,  
18 epidemiological), total sample size, gender distribution, mean age, age group (adults,  
19 children/adolescents, mixed), percentage married, years of education, percentage unemployed,  
20 diagnostic criteria for OCD, method used to diagnose OCD (clinical interview, semi-structured  
21 interview such as SCID-I (First et al., 1996; 2016) or MINI (Sheehan et al., 1998)), age at symptoms  
22 onset, age at disorder onset, duration of illness (years), severity of OCD (Yale-Brown Obsessive  
23 Compulsive Scale (Goodman et al., 1989) – Y-BOCS – total score), severity of obsessions (Y-BOCS  
24 obsessions score) and compulsions (Y-BOCS compulsions score), percentage with childhood trauma,  
25 percentage with obsessions and with compulsions, percentage with Axis I comorbidities (current and  
26 lifetime separately), percentage with mood disorders, Major Depressive Disorder, Bipolar Disorder,  
27 Anxiety Disorders, Substance Use Disorders, Alcohol Use Disorder (current and lifetime), percentage  
28 with Axis II comorbidities/Personality Disorders, severity of depressive symptoms (measured with  
29 the Hamilton Depression Rating Scale (HDRS) (Hamilton, 1960), Montgomery-Asberg Depression  
30 Rating Scale (MADRS) (Montgomery & Asberg, 1979) or Beck Depression Inventory (BDI) (Beck  
31 et al., 1996)), severity of anxiety symptoms (measured with the Hamilton Anxiety Rating Scale  
32 (HARS) (Hamilton, 1959) and Beck Anxiety Inventory (BAI) (Beck et al., 1988)), hopelessness  
33 (Beck Hopelessness Scale (BHS) (Beck, 1988)), screening tool for suicidality, family history for  
34 suicide attempts and for completed suicide.

1  
2  
3  
4  
5  
6  
7  
8  
9  
10  
11  
12  
13  
14  
15  
16  
17  
18  
19  
20  
21  
22  
23  
24  
25  
26  
27  
28  
29  
30  
31  
32  
33

Some articles did not report means or standard deviations (SDs) of several continuous variables (e.g. age at onset) for the entire population, but they provided these data for two independent subgroups. The following formula was used to calculate the weighted mean of continuous variables for the entire population:

$$z = \frac{n}{n+m} x + \frac{m}{n+m} y$$

where  $z$  is the mean for the entire population,  $x$  and  $y$  are the means in the two samples,  $n$  and  $m$  are the two sample sizes.

The standard deviation ( $sd$ ) was obtained using the formula:

$$\sigma_z = \sqrt{\left(\frac{n}{n+m} \sigma_x\right)^2 + \left(\frac{m}{n+m} \sigma_y\right)^2}$$

where  $\sigma_z$  is the standard deviation of the entire population,  $\sigma_x$  and  $\sigma_y$  are the standard deviations of the two subgroups.

*Appraisal of methodological quality*

The methodological quality of the studies was assessed using a modified version of the Quality Assessment Tool (QAT) for Observational Cohort and Cross-Sectional (<https://www.nhlbi.nih.gov/health-topics/study-quality-assessment-tools>). The tool consists of 14 items that address specific methodological issues. We excluded five items that did not fit with the nature of most studies here considered: item 5 (sample selection procedures), item 6 (exposure assessed prior to outcome measurement), item 10 (repeated measurement of the exposure), item 12 (blinded outcome measurement) and item 13 (follow-up loss rates). For each item satisfied, a point was assigned (yes=1; item not satisfied or for which no sufficient information was available=0). A sum score ranging from 0 to 9 was then calculated.

*Statistical analyses*

A systematic analytical approach was used to compute the pooled prevalence rates of suicide attempt, current suicidal ideation and past suicidal ideation from all eligible studies. The Stata command metaprop was used to perform meta-analyses of proportions, to derive pooled estimates, to obtain exact binomial confidence intervals and to produce forest plots. The pooled estimates were calculated after Freeman-Tukey Double Arcsine Transformation (Freeman and Tukey, 1950) to stabilize the variances. A random-effects model was selected to summarize the prevalence of suicide attempt, current suicidal ideation and past suicidal ideation, using proportions and 95% confidence intervals (CIs).



1  
2 Heterogeneity was assessed using Cochran's Q test and  $I^2$  statistic.  $I^2 > 50\%$  was considered to denote  
3 substantial heterogeneity and in such cases the sources of heterogeneity were explored. Subgroup  
4 analyses by study design, latitude, type of study (epidemiological, clinical), age group (adults,  
5 adolescents, mixed) were performed to investigate heterogeneity. In addition, the effect of continuous  
6 covariates was tested by univariate random meta-regression based on the Der Simonian and Laird  
7 (1986) method. We used the method of moments to estimate the additive (between-study) component  
8 of variance  $\tau^2$ . Multivariable regression analyses were also performed to examine the combined effect  
9 of covariates on heterogeneity, and permutation tests were used to adjust the probability level for  
10 multiple testing.

11  
12 In order to evaluate the influence of each study on the pooled prevalence rates, sensitivity analyses  
13 were conducted using the leave-one-out approach. The significance level was set at  $p < 0.05$ . All  
14 statistical analyses were performed using Stata version 15 (StataCorp, 2017. *Stata Statistical*  
15 *Software: Release 15*. College Station, TX) and JASP, version 0.10.1, an open source statistical  
16 software developed by the University of Amsterdam.

17  
18

## 19 **Results**

20  
21 The PRISMA flowchart of studies selected and included in the systematic review and meta-analysis  
22 is provided in Figure 1. Table 1 summarizes the characteristics of the 61 studies included in the meta-  
23 analysis. The majority of studies were conducted in Europe (N=15, 24.6%) and Brazil (N=13, 21.3%);  
24 only 6 in the USA (9.8%). Four (6.6%) were multicenter studies. Twelve studies (19.7%) included  
25 individuals with OCD from the general population (epidemiological studies), while the vast majority  
26 included clinical samples of subjects with a diagnosis of OCD referring to specialized centers. Only  
27 5 studies (8.2%) were prospective. The gender distribution was equal across the studies, except for 2  
28 that included only females (Tavares, et al., 2012; Moreira et al., 2013). The mean age of the study  
29 samples ranged between 11.9 (Storch et al., 2015) and 43.3 (Dell'Osso et al., 2015); four studies  
30 (6.6%) included only adolescents (Apter et al., 2003; Barzilay et al., 2018; Jaisoorya et al., 2015;  
31 Storch et al., 2015) with only two of them (Storch et al., 2015 and Barzilay et al., 2018) investigating  
32 suicidality in children (from 7 and 11 years respectively). Most studies included only adults (at least  
33 18 years of age), while a minority included both adolescents and adults (e.g. age range 15-80 as in  
34 the Khosravani et al., 2017b study).

1  
2  
3  
4  
5  
6  
7  
8  
9  
10  
11  
12  
13  
14  
15  
16  
17  
18  
19  
20  
21  
22  
23  
24  
25  
26  
27  
28  
29  
30  
31  
32  
33  
34  
35

*Figures 1 about here*

*Table 1 about here*

The most widely used tools for assigning a diagnosis of OCD were the Structured Clinical Interview for DSM-IV Axis I Disorders (SCID-I) and the Mini International Neuropsychiatric Interview (MINI). Only in 4 (6.6%) studies no semi-structured interview was used and the diagnosis was made according to DSM-III, DSM-IV, DSM-5 or ICD criteria (Chia, 1996; Dell’Osso et al., 2018; Hantouche et al., 2003; Sidorchuk et al., 2019). Suicidality was assessed using different instruments, only some of which were specifically designed to inquire about suicidality (e.g. Beck Suicide Intent Scale - SIS (Beck et al., 1974), Childhood Suicide Potential Scale – CSPS (Pfeffer et al., 2000), Suicide Probability Scale – SPS (Cull, 1988), Scale for Suicidal Ideation – SSI (Beck et al., 1979), Suicidal Ideation Questionnaire-Jr. – SIQ-JR (Reynolds, 1987)); 20 studies (32.8%) used open-ended questions as part of the clinical interview to obtain information about lifetime suicide attempts or suicidal ideation, or not validated specifically designed questionnaires. Only two studies (Chaudhary et al., 2017; Gupta et al., 2014) used the Columbia Suicide Severity Rating Scale (C-SSRS) (Posner et al., 2011), a specific instrument which allows the dimensional analysis of suicidal ideation, its severity and suicidal behaviors. The study quality (assessed with the QAT modified) was relatively homogeneous, as shown in Table 2. None of the studies had a low quality in data reporting (QAT scores of 3-4), while the majority (N=51, 83.6%) had moderate-high quality (QAT scores  $\geq 7$ ).

*Table 2 about here*

### *Suicide attempts*

Of the 52 studies identified, 41 investigated suicidality in individuals referred to clinical centers, while 11 investigated subjects with OCD drawn from the general population (epidemiological studies). The overall random-effects pooled prevalence of suicide attempts was 0.135 (95% CI 0.123-0.147). The forest plot of the studies sorted by year is shown in Figure 2. The random-effect meta-analysis of suicide attempts rates revealed a large heterogeneity among studies,  $I^2=92.4\%$ , with 7 studies exceeding the upper boundary of the confidence interval of the pooled estimate (Angst et al., 2004; Kamath et al., 2007; Khosravani et al., 2017a, 2017b; Kim et al., 2016; Peles et al., 2009; Torres et al., 2006). The studies with the highest rates of suicide attempts (52% and 86%) (Khosravani et al., 2017a and 2017b) were both conducted in Iran. Supplemental Figure 1 shows the combined estimates of pooled prevalence rates when each of the studies was excluded in turn (sensitivity analyses using

1 the leave-one-out approach). Omitting the study of Khosravani et al. 2017b changed the pooled  
2 prevalence from 0.135 to 0.125. Subgroup analyses showed that the study design (cross-sectional or  
3 prospective), the type of study (clinical or epidemiological), the age group (adults only, adolescents  
4 only, mixed) and the latitude category did not account significantly for the observed heterogeneity.

5  
6 *Figure 2 about here*

7  
8 Univariate meta-regression analyses carried out on the subsets of studies for which the covariate of  
9 interest was available showed that increased rates of suicide attempts were significantly and positively  
10 associated with Y-BOCS obsessions subscale score (24 studies,  $b=0.047$ ,  $se(b)=0.023$ ,  $p=0.04$ ,  
11  $R^2=10.65\%$ ) (Figure 3), increased rates of substance use disorders (12 studies,  $b=0.342$ ,  $se(b)=0.087$ ,  
12  $p<0.001$ ,  $R^2= 86.88\%$ ) (Figure 4) and severity of depression assessed using the MADRS (3 studies,  
13  $b=0.026$ ,  $se(b)=0.012$ ,  $p=0.027$ ,  $R^2=100\%$ ).

14  
15 *Figure 3 about here*

16  
17 In a multivariable meta-regression analysis conducted on 24 studies, Y-BOCS obsessions had a  
18 positive association with suicide attempts ( $b=0.068$ ,  $se(b)=0.025$ ,  $p=0.006$ ) and Y-BOCS  
19 compulsions a negative association ( $b=-0.047$ ,  $se(b)=0.021$ ,  $p=0.026$ ). These two variables accounted  
20 for 16.9% of the variance among studies.

21  
22 *Figure 4 about here*

### 23 *Current suicidal ideation*

24  
25 The overall random-effects pooled prevalence of current suicidal ideation in the 26 studies included  
26 in the meta-analysis was 0.273 (95% CI 0.214-0.335), with a very large heterogeneity  $I^2=98\%$  (Figure  
27 5). Supplemental Figure 2 shows the sensitivity analyses using the leave-one-out approach. This  
28 analysis showed that none of the studies affected significantly the pooled prevalence estimate.  
29 Subgroup analysis revealed significant study variations among countries ( $p<0.001$ ) with a higher  
30 prevalence in Southern (0.30, 95% CI 0.23-0.37) vs. Northern countries (0.21, 95% CI 0.14-0.30)  
31 (Figure 6), but no variations between design, type of study and age groups.

32  
33 *Figure 5 about here*

34  
35 *Figure 6 about here*

36

1 Univariate meta-regression analyses revealed that a higher prevalence of current suicidal ideation was  
2 associated with being married (15 studies,  $b=0.752$ ,  $se(b)=0.366$ ,  $p=0.040$ ,  $R^2=27.33\%$ )  
3 (Supplemental Figure 3), having a lower education (12 studies,  $b= -0.073$ ,  $se(b)=0.028$ ,  $p=0.009$ ,  
4  $R^2=37.57\%$ ) (Supplemental Figure 4), higher Y-BOCS obsessions subscale score (13 studies,  
5  $b=0.074$ ,  $se(b)=0.036$ ,  $p=0.038$ ,  $R^2=26.26\%$ ) (supplemental Figure 5), lower rates of aggressive  
6 obsessions (5 studies,  $b= -0.875$ ,  $se(b)=0.431$ ,  $p=0.042$ ,  $R^2=37.8\%$ ) and pathological doubts (4  
7 studies,  $b= -1.179$ ,  $se(b)=0.514$ ,  $p=0.022$ ,  $R^2=88.55\%$ ), a lower proportion with poor insight (3  
8 studies,  $b= -1.297$ ,  $se(b)=0.530$ ,  $p=0.015$ ,  $R^2=90.91\%$ ), a lower proportion with lifetime mood  
9 disorders (4 studies,  $b= -0.277$ ,  $se(b)=0.096$ ,  $p=0.004$ ,  $R^2=100\%$ ), and with lifetime Major Depression  
10 (6 studies,  $b= -1.0438$ ,  $se(b)=0.518$ ,  $p=0.044$ ), and higher levels of anxiety as measured with the BAI  
11 (7 studies,  $b=0.039$ ,  $se(b)=0.016$ ,  $p=0.017$ ,  $R^2=34.99\%$ ).

12

13 In a multivariable meta-regression analysis conducted on 13 studies, Y-BOCS obsessions had a  
14 positive association with current suicidal ideation ( $b=0.127$ ,  $se(b)=0.037$ ,  $p=0.001$ ) and Y-BOCS  
15 compulsions a negative association ( $b=-0.146$ ,  $se(b)=0.047$ ,  $p=0.002$ ). These two variables accounted  
16 for 45.1% of the variance among studies.

17

### 18 *Lifetime suicidal ideation*

19 In the 22 studies identified, the overall random-effects pooled lifetime prevalence was 0.473 (95%  
20 CI 0.397-0.548) and was very heterogeneous  $I^2=98.4\%$  among studies (Figure 7). Supplemental  
21 Figure 6 shows sensitivity analyses using the leave-one-out approach. This analysis showed that none  
22 of the studies affected significantly the pooled prevalence estimate. No differences between type of  
23 study, design, age group and countries were found in subgroup analyses.

24

### 25 *Figure 7 about here*

26

27 Univariate meta-regressions indicated that a higher prevalence of lifetime suicidal ideation was  
28 associated with lower education (8 studies,  $b= -0.114$ ,  $se(b)=0.042$ ,  $p=0.007$ ,  $R^2=100\%$ ),  
29 unemployment (14 studies,  $b=0.268$ ,  $se(b)=0.118$ ,  $p=0.023$ ,  $R^2=2.35\%$ ) (Figure 8), lower rates of  
30 aggressive obsessions (6 studies,  $b= -0.979$ ,  $se(b)=0.222$ ,  $p<0.001$ ,  $R^2=92.85\%$ ), sexual obsessions (4  
31 studies,  $b= -1.335$ ,  $se(b)=0.224$ ,  $p<0.001$ ,  $R^2=97.35\%$ ), and religious obsessions (4 studies,  $b= -1.396$ ,  
32  $se(b)=0.131$ ,  $p<0.001$ ,  $R^2=100\%$ ), lower rates of hoarding obsessions (4 studies,  $b= -0.929$ ,  
33  $se(b)=0.358$ ,  $p=0.009$ ,  $R^2=97.44\%$ ), lower rates of ordering/arranging compulsions (5 studies,  $b= -$   
34  $2.121$ ,  $se(b)=1.025$ ,  $p=0.039$ ,  $R^2=74.59\%$ ), lower rates of lifetime comorbid anxiety disorders (3  
35 studies,  $b= -1.612$ ,  $se(b)=0.449$ ,  $p<0.001$ ,  $R^2=100\%$ ), higher rates of lifetime alcohol use disorders (5

1 studies,  $b=1.273$ ,  $se(b)=0.349$ ,  $p<0.001$ ,  $R^2=100\%$ ), personality disorders (3 studies,  $b=1.132$ ,  
2  $se(b)=0.263$ ,  $p<0.001$ ,  $R^2=100\%$ ), and family history of suicide (5 studies,  $b=8.343$ ,  $se(b)=3.529$ ,  
3  $p=0.018$ ,  $R^2=73.74\%$ ).

4

5 *Figure 8 about here*

6

7 In a multivariable meta-regression analysis conducted on 10 studies, Y-BOCS obsessions had a  
8 positive association with lifetime suicide ideation ( $b=0.09$ ,  $se(b)=0.044$ ,  $p=0.041$ ) and Y-BOCS  
9 compulsions a negative association ( $b=-0.119$ ,  $se(b)=0.049$ ,  $p=0.016$ ).

10

11 *Table 3 about here*

12

13

## 14 **Discussion**

15

16 This meta-analysis of 61 independent studies confirms previous evidence that patients with OCD are  
17 at risk of suicide attempts and suicidal ideation. The review of Angelakis and colleagues (2015)  
18 challenged for the first time the historical prejudice that OCD is not a disorder characterized by high  
19 risk of suicide and the pooled effect size of the association between OCD and suicidality was  
20 estimated to be moderate to high (Hedges'  $g$  for suicide attempts: 0.64 and for suicidal ideation: 0.86),  
21 although exhibited high heterogeneity (Angelakis et al., 2015). Our meta-analysis builds upon their  
22 results and for the first time provides accurate estimates of the prevalence of suicide attempts and  
23 suicidal ideation in individuals with a primary diagnosis of OCD.

24

25 At least one patient out of ten with OCD attempts suicide during his/her lifetime (pooled prevalence  
26 rate 0.13), while nearly half of individuals with OCD have suicidal ideation (pooled prevalence rate  
27 of current suicidal ideation: 0.27; pooled prevalence rate of lifetime suicidal ideation: 0.47). These  
28 rates are significantly higher than expected in the general population: for example, in the World  
29 Health Organization (WHO) World Mental Health (WMH) Survey, in which 108705 adults from 21  
30 countries were interviewed, 12-month prevalence estimates of suicide ideation, plans, and attempts  
31 are 2.0%, 0.6%, and 0.3%, respectively, for developed countries and 2.1%, 0.7%, and 0.4%,  
32 respectively, for developing countries (Borges et al., 2010).

33

34 The clinical implication of these results is that psychiatrists should keep in mind that patients with  
35 OCD are at a relatively high risk of suicidal behaviour and this should be actively inquired about,

1 including suicidal ideation, plans, personal history of previous suicide attempts. Active inquiry is  
2 essential, as it is possible that many individuals would not spontaneously report suicidality as OCD  
3 is known to be associated with secrecy and shame (Weingarden & Renshaw, 2015) (and this may  
4 have contributed to the historical prejudice that OCD was not at risk). Clinicians should therefore pay  
5 specific attention to eliciting communications of suicidal intentions, ranging from direct statements  
6 of intention to die by suicide to indirect ones (e.g. selling things or cleaning out an office or a bedroom  
7 incongruously). Indeed, a recent meta-analysis suggests that some kind of suicide communication  
8 occurs in about half of the individuals who eventually die by suicide (Pompili et al., 2016). We were  
9 not able to include completed suicide rates in the quantitative analyses, as such data in OCD are scant.  
10 However, two prospective cohort studies identified by our literature search found that the odds of  
11 completed suicide over the period of follow-up (9.7 and 44 years, respectively) is significantly higher  
12 than expected (OR 3.02 and 9.83) (Meier et al., 2016; Fernandez de la Cruz et al., 2017), supporting  
13 our results. Indeed, the incidence of death by suicide in the 44-year study period was as high as 1.48%  
14 (Fernandez de la Cruz et al., 2017), about ten times greater than in the matched controls and not far  
15 from the risk of other psychiatric disorders such as Bipolar Disorder (10 to 30 times higher than the  
16 general population) (Dome et al., 2019). Presumably, a long duration of illness, which increases the  
17 risk of socio-functional impairment and secondary depression, and a long duration of untreated  
18 illness, which is an unfavorable prognostic factor, increase suicide risk in OCD. Regrettably, we were  
19 not able to quantitatively explore this association due to the shortage of studies reporting information  
20 on duration of illness/untreated illness and suicidality.

21  
22 In our meta-analysis, a large heterogeneity was found among studies ( $I^2$  between 92.4 and 98.4%).  
23 Rates of suicide attempts, for example, varied from 2% (Chia et al., 1996) to 86% (Khosravani et al.,  
24 2017b). Moreover, the majority of patients with OCD did not have current or lifetime suicidal  
25 ideation, nor did they attempt suicide in their lifetime. This implies that differentiating the risk among  
26 patients by identifying predictors of suicidality is of foremost clinical importance and could result in  
27 improving our ability to screen subjects at greater risk needing more intensive and careful monitoring  
28 so as to allocate clinical resources accordingly. Our second aim was therefore to identify, with meta-  
29 regression and subgroup analyses, which socio-demographic and clinical factors explain the  
30 variability in prevalence rates, and could be associated with greater risk of suicide attempts and  
31 suicidal ideation. These factors should be included in any clinical assessment of suicidal risk.

32  
33 Subgroup analyses showed that the study sample (clinical or community samples) did not account  
34 significantly for the observed heterogeneity in prevalence rates of suicide attempts or suicidal

1 ideation, suggesting that the risk of suicide in OCD is not only confined to individuals referred to  
2 specialized, tertiary centers (presumably with more severe or longstanding OCD). The type of  
3 obsessive-compulsive symptomatology expressed by participants did, however, explain some of the  
4 heterogeneity in the prevalence rates of suicidal ideation: aggressive, sexual and religious obsessions  
5 (the so-called “taboo thoughts” dimension) was associated with lower suicidal ideation rates (possible  
6 protective factors). Another possible protective factor was the lifetime presence of comorbid Anxiety  
7 Disorder.

8  
9 In contrast, an increased prevalence of suicide attempts was associated with (in order of decreasing  
10 magnitude) higher severity of obsessions, lower severity of compulsions, presence of comorbid  
11 substance use disorders and higher severity of depressive symptoms. Higher severity of obsessions  
12 was also associated with higher prevalence rates of lifetime/current suicidal ideation. However,  
13 increased suicidal ideation, either current or lifetime, was also associated with additional factors:  
14 lower education, higher unemployment rates, lifetime alcohol use disorders, personality disorders,  
15 family history of completed suicide. Of these, poor education, being unemployed, and a family history  
16 of suicide are known to be associated with suicide risk in several other Axis I disorders.

17  
18 Several studies have reported that a family history of suicide attempts or completed suicide is  
19 common in individuals with OCD, with rates ranging from 11.5% to 27.1% for family history of  
20 suicide attempts and from 8.9% to 16.1% for family history of completed suicide (see Albert et al.,  
21 2019a). As we were unable to investigate completed suicide rates in individuals with OCD, we could  
22 not test the extent to which a family history of completed suicide would increase the risk for  
23 completed suicide. However, the present meta-analysis suggests that a family history of completed  
24 suicide only (and not a family history of both attempts and completed suicide combined) explains  
25 some of the heterogeneity of the rates of suicidal ideation (this variable accounted for 73.74% of the  
26 variance among studies). Interestingly, however, family history of completed suicide was not  
27 associated with suicide attempts. Nevertheless, a family history of completed suicide represents  
28 another common risk factor predicting suicidality in OCD.

29  
30 Comorbid personality disorders and alcohol/substance use disorders may also be viewed as risk  
31 factors for suicidality. Angelakis and colleagues (2015), for example, indicated that subjects with  
32 comorbid Axis I disorders in general had higher suicidality rates. We investigated the contribution of  
33 specific diagnoses, finding that only substance/alcohol use disorders and personality disorders  
34 increased the risk of suicidal ideation or attempts. A recent nation-wide, prospective, register-based

1 study of patients with severe mental illness (Schizophrenia, Bipolar Disorder, Unipolar Disorder and  
2 Personality Disorders) found a 2-to-3-fold increased risk of completed suicide or suicide attempts in  
3 subjects with comorbid substance use disorders (Østergaard et al., 2017). The population-based study  
4 performed in Sweden by Fernandez de la Cruz and others (2017) confirmed that having a Substance  
5 Use Disorder or a Personality Disorder increased the risk of dying by suicide or attempting suicide  
6 also among individuals with OCD. Clinicians should therefore actively inquire about consumption of  
7 alcohol and/or illicit substances in individuals with OCD in order to select people in need of closer  
8 monitoring for prevention of suicidality.

9  
10 Addictive behaviors and substance abuse in OCD may reflect poorer impulse control, which may  
11 independently raise the risk of suicidal behaviors. In a preliminary study, increased attentional  
12 impulsivity, measured through the Barratt Impulsiveness Scale, and poorer reward-based decision  
13 making, measured through the Cambridge Gambling Task, were identified in a subsample of patients  
14 with OCD and comorbid Alcohol Use Disorder compared to a non-comorbid subgroup (Anger O. et  
15 al., 2016). OCD is a disorder already known to be associated with poor impulse control (Chamberlain  
16 et al., 2016) and poor impulse control has been linked to suicidality in affective disorders such as  
17 Major Depression Disorder and Bipolar Disorder (Pompili et al., 2008).

18  
19 The role of impulsivity in suicidal behaviours within the OCD population therefore merits further  
20 study. A recent study (Liaugaudaite V. et al., 2020) investigating suicidal behaviour in patients with  
21 depression and anxiety found that neurocognitive deficits in specific executive function domains such  
22 as impulsive decision making and risk taking, but not executive planning or set-shifting, measured  
23 through the Cambridge Neuropsychological Test Automated Battery (CANTAB) (Robbins et al.,  
24 1994), differentiated those with suicidal ideation. In OCD, abnormalities in the Cambridge Gambling  
25 Task have been inconsistently found (Cavedini et al., 2002; Chamberlain et al., 2007) and perhaps  
26 when present could indicate a more impulsive subgroup, with a greater risk of suicidal behaviour. If  
27 substantiated in OCD, findings such as these could be of great clinical relevance and could  
28 hypothetically constitute trans-diagnostic markers of suicidality. For example, clinical application of  
29 instruments such as the Barratt Impulsiveness Scale (Patton et al., 1995) or even the Cambridge  
30 Gambling Task (Robbins, 1994) could potentially help identify those with higher risk of suicidality.

31  
32 As to other comorbidities, we replicated the finding of a previous large epidemiological study  
33 (Fernandez de la Cruz et al., 2017) that lifetime diagnosis of comorbid Anxiety Disorder has a  
34 protective effect against suicidal behaviours. In the aforementioned study, the protective effect of



1 Anxiety Disorders was against deaths by suicide, whilst in our meta-analysis it applies to suicidal  
2 ideation. The reason why the presence of an Anxiety Disorder is protective is unclear but could  
3 hypothetically be related to high trait levels of harm avoidance typically associated with the presence  
4 of an Anxiety Disorder diagnosis (Rettew et al., 2006). However, on the contrary, we also found that  
5 the severity of comorbid anxiety symptoms (BAI total score) was related to higher suicidal ideation.  
6 Moreover, the severity of depressive symptoms was also associated with a higher suicide attempt  
7 rate, also confirming the results of the previous meta-analysis (Angelakis et al., 2015). From a clinical  
8 point of view, in assessing suicide risk, it would seem more important to examine the severity of  
9 comorbid affective or anxiety symptoms (state measures) than the lifetime presence of a comorbid  
10 disorder (trait measures), in order to identify individuals at greater risk of suicidal ideation. For future  
11 research, a scale such as the STAI (Spielberg et al., 2019) might be particularly suitable for measuring  
12 the two distinct concepts of state anxiety and trait anxiety and their respective relationship with  
13 suicidal ideation in OCD.

14  
15 Intriguingly, according to our meta-regression analyses, the severity of obsessions and compulsions  
16 significantly accounted for the variability in prevalence rates of suicidal ideation and attempts, but in  
17 an opposite direction (higher rates in patients with more severe obsessions and lower rates in patients  
18 with more severe compulsions). How can we explain this seemingly paradoxical finding? Converging  
19 evidence from brain imaging studies in patients with OCD has identified dysfunction in specific  
20 neuronal circuits (Mataix-Cols et al., 2004, Fineberg et al., 2018). Recent research has therefore  
21 turned to explore neuromodulation such as deep brain stimulation (DBS) and non-invasive  
22 alternatives including rTMS and dTCS as treatment for non-responders to standard psychotherapy or  
23 pharmacotherapy. Emerging evidence from a recent study of DBS (Tyagi et al., 2019) suggests that  
24 stimulating the ventro-medial (“affective”) cortico-striatal tract or the lateral orbito-fronto-striatal  
25 (“cognitive”) loop may differentially modulate OCD outcomes, with the former being particularly  
26 effective at improving comorbid depressive symptoms and the latter improving deficits in executive  
27 function involving cognitive inflexibility.

28  
29 As obsessions and compulsions have opposite independent effects on suicidality, we may put forward  
30 the hypothesis that they are elicited by different underpinning neurocircuits. More specifically we  
31 suggest that obsessions are more closely related to ventral “affective” neurocircuitry that modulates  
32 the emotional regulation of impulse control, whereas compulsions may be more closely linked to the  
33 cognitive cortico-striatal tracts that control executive functions. Indeed, the presence of compulsions  
34 may indicate relatively impaired executive function that could somehow interfere in a protective way

1 with the expression of suicidal behaviour. If substantiated, e.g. via further translational neuroscience  
2 research, these findings may have implications for the individualised treatment of suicidal behaviours  
3 in OCD.

4

5 In summary, our results clearly suggest that patients with obsessions are at higher risk than those with  
6 predominantly compulsions and should be treated more cautiously. Individuals with obsessions may  
7 respond better to therapies targeting “affective” mechanisms, and in the case of neuromodulation this  
8 may be particularly relevant for choosing the target site. Clinicians should therefore inquire about the  
9 overall severity of the disorder when assessing an individual with OCD, but remember to specifically  
10 evaluate the severity of obsessions and compulsions separately, as severe obsessions could be an  
11 OCD-specific marker of suicidality.

12

13 As to the specific effect of different obsessive-compulsive dimensions on suicide attempts and  
14 suicidal ideation rates, controversies emerge from the literature; individual studies suggested that the  
15 unacceptable thoughts dimension (aggressive, sexual and religious obsessions) is associated with  
16 greater risk for suicidal ideation (Balci & Sevincok, 2010; Torres et al., 2011; Kim et al., 2016;  
17 Velloso et al., 2016; Khosravani et al., 2017) and for suicide attempts (Velloso et al., 2016;  
18 Khosravani et al., 2017). However, in our meta-regression analyses we found no effect on suicide  
19 attempts rates of aggressive, sexual or religious obsessions, and again intriguingly a protective effect  
20 of these dimensions on suicidal ideation. Although we could not examine separately the effect of the  
21 fear of losing control and committing suicide or harming self on suicide rates (in clinical practice it  
22 may be difficult to differentiate between suicidal ideation and obsessive thoughts about committing  
23 suicide), we suggest that individuals who present with aggressive obsessions (including those with  
24 obsessions about committing suicide) should not be viewed per se as at greater risk of giving in to the  
25 urge. However, our conclusions on the effect of these obsessive-compulsive dimensions on suicidal  
26 behaviours are based upon a small number of studies and therefore the results should be interpreted  
27 cautiously.

28

29 To date, there are no established treatments for reducing suicidality in OCD. Indeed, the only agents  
30 known to be reliably effective in reducing suicidality are lithium (in Affective Disorders) and  
31 clozapine (in Schizophrenia). Flupentixol has also been found to reduce suicidal and para-suicidal  
32 behaviors in one study investigating patients with Personality Disorders (Montgomery et al., 1982).  
33 For other disorders such as OCD, preventive strategies primarily involve identifying predictors of  
34 suicidality and intervening on modifiable risk factors. In our review, we found only one small

1 randomized controlled trial investigating the effects of an intervention on risk factor modification in  
2 patients with OCD. In this study, a one-session intervention targeting ‘anxiety sensitivity cognitive  
3 concerns’ proved to be effective in reducing ‘anxiety sensitivity’ and such changes mediated positive  
4 changes in suicidality at one-month follow-up (Raines et al., 2015). Unfortunately, no other studies  
5 assessed or proposed similar interventions via targeting other risk factors.

### 6 7 *Limitations and strengths*

8 The main limitation of our study is that we could not include completed suicide rates in the meta-  
9 analysis due to the small number of studies reporting this type of information. The most updated and  
10 large epidemiological study (Fernandez de la Cruz et al., 2017), indeed, found that individuals with  
11 OCD had an increased risk of dying by suicide in a 44-year study period (unadjusted OR: 9.83,  
12 incidence rate: 1.48%). It may be that, as seen in studies of affective disorders (Hawton et al., 2005),  
13 factors associated with suicide attempts and suicidal ideation are different from those predicting  
14 completed suicide. Future prospective studies are needed to address this specific issue and progress  
15 from hypotheses generated through tests of association to confirmatory analyses with specific  
16 reference to the OCD population.

17  
18 Despite establishing strict criteria for the inclusion of studies in the meta-analysis, a large  
19 heterogeneity was found in both prevalence rates of suicide attempts and suicidal ideation that to  
20 some extent limits our confidence in the findings. However, by performing several subgroup and  
21 meta-regression analyses, we identified various factors that explain this heterogeneity and that we  
22 were then able to integrate into our interpretation of results.

23  
24 Another limitation, which contributed to the heterogeneity of results, is the use of different  
25 instruments to assess suicide attempts and suicidal ideation in several of the studies included in the  
26 meta-analysis. Twenty studies (32.8%) used open-ended questions as part of the clinical interview to  
27 obtain information about lifetime suicide attempts or suicidal ideation, or not validated specifically  
28 designed questionnaires. Some of the studies used a single item of a more complex rating scale (e.g.  
29 the HAM-D) and only 2 studies (Chaudhary et al., 2017; Gupta et al., 2014) used the Columbia  
30 Suicide Severity Rating Scale (C-SSRS), a specific instrument which allows the dimensional analysis  
31 of suicidal ideation, its severity and suicidal behaviors. Moreover, the vast majority of studies  
32 included were cross-sectional (only 8.2% used a prospective design); combined with the lack of use  
33 of specific instruments, this can make the estimate of suicide attempts or suicidal ideation rates in  
34 that specific study unreliable. The lack of a shared nomenclature to define suicide related terms is a

1 common issue in studies investigating suicidal ideation and behaviours, as well as the lack of lethality  
2 assessment of attempts. Future studies with a longitudinal design and proper definition of suicide  
3 phenomena (Silverman et al., 2007a; Silverman et al., 2007b) should further investigate this subject  
4 in OCD in order to advance suicide research and prevention.

5  
6 We did not pre-register the protocol of this meta-analysis on the International Prospective Register  
7 of Systematic Reviews Prospero (Center for Reviews and Dissemination, University of York),  
8 because they recently introduced a new rule of accepting only reviews whose data extraction has not  
9 yet started.

10  
11 Last, our bibliographic search was carried over eleven months ago and therefore it is likely that new  
12 studies have been published in the meantime and been missed in our quantitative analyses. Therefore,  
13 we decided to re-run our search and found that only one study investigating suicidality in OCD  
14 (Benatti et al., 2020) was published in this period of time. The aim of this study was to characterize  
15 suicidal behaviours (suicidal ideation and suicide attempts) among patients with OCD and OCTD  
16 (Obsessive-Compulsive Tic-related Disorder). No differences between groups were found in terms  
17 of ideation (OCTD: 23.7%, OCD: 25.4%), while attempts rates were significantly higher in  
18 individuals with OCTD (16%) compared to individuals with OCD (13.3%). These results are very  
19 similar to our pooled prevalence rates and considering also the large number of studies we obtained  
20 in our meta-analysis and whose data we analysed, we have confidence that the impact of this one  
21 study on the overall results would be negligible.

22  
23 Despite these limitations, our meta-analysis has several strengths; it includes a large number of  
24 individual studies (N=61), both clinical and epidemiological ones, most of good quality, performed  
25 in individuals of all ages with a primary diagnosis of OCD. Only two studies investigated suicidality  
26 in children with OCD and we have identified this lack of data as an evidence gap that needs to be  
27 filled with future research. Moreover, to examine the potential contribution to suicidality of several  
28 generic/transdiagnostic factors, OCD-specific factors and comorbidities, we considered separately  
29 factors potentially contributing to increasing suicide attempts and those contributing to suicidal  
30 ideation.

31  
32 *Conclusions*

33 Our study builds upon previous results and clearly shows that individuals with OCD are at significant  
34 risk for attempting suicide and having suicidal ideation. Approximately 50% of subjects with OCD

1 are exposed to the risk of suicidal ideation and 13% of them attempt suicide during their lifetime.  
2 Clinicians are therefore recommended to inquire about several potential predictors (i.e. severity of  
3 obsessions versus compulsions, comorbid substance use disorders, low educational level,  
4 unemployment, family history of completed suicide, severity of comorbid depressive and anxiety  
5 symptoms) as red flags that may identify patients at greater risk.

6

## 1   **References**

2

3   Aguglia, A., Albert, U., Maina, G., 2017. Serum lipids and lifetime suicide attempts in patients with  
4    Obsessive-Compulsive Disorder. *Journal of Obsessive-Compulsive and Related Disorders* 15,  
5    1–6. <https://doi.org/10.1016/j.jocrd.2017.07.003>

6

7   Albert, U., Baffa, A., Maina, G., 2017. Family accommodation in adult obsessive–compulsive  
8    disorder: clinical perspectives. *Psychol Res Behav Manag* 10, 293–304.  
9    <https://doi.org/10.2147/PRBM.S124359>

10

11   Albert, U., Barbaro, F., Bramante, S., Rosso, G., De Ronchi, D., Maina, G., 2019. Duration of  
12    untreated illness and response to SRI treatment in Obsessive-Compulsive Disorder. *Eur.*  
13    *Psychiatry* 58, 19–26. <https://doi.org/10.1016/j.eurpsy.2019.01.017>

14

15   Albert, U., De Ronchi, D., Maina, G., Pompili, M., 2019a. Suicide Risk in Obsessive-Compulsive  
16    Disorder and Exploration of Risk Factors: A Systematic Review. *Curr Neuropharmacol* 17, 681–  
17    696. <https://doi.org/10.2174/1570159X16666180620155941>

18

19   Albert U, Pellegrini L, Maina G, Atti AR, De Ronchi D, Rhimer Z., 2019b. Suicide in Obsessive-  
20    Compulsive Related Disorders: prevalence rates and psychopathological risk factors. *Journal of*  
21    *Psychopathology* 25, 139-148.

22

23   Albert U, Speciani M, De Ronchi D, Atti AR, Maina G, Belteczky Z, Pompili M, Rhimer Z., 2018.  
24    Factors associated with increased suicide risk in obsessive-compulsive disorder. *Journal of*  
25    *Psychopathology* 24, 154-163.

26

27   Alonso, P., Segalàs, C., Real, E., Pertusa, A., Labad, J., Jiménez-Murcia, S., Jaurrieta, N., Bueno, B.,  
28    Vallejo, J., Menchón, J.M., 2010. Suicide in patients treated for obsessive-compulsive disorder:  
29    a prospective follow-up study. *J Affect Disord* 124, 300–308.  
30    <https://doi.org/10.1016/j.jad.2009.12.001>

31

32   Anger O, Cuzen NL, Varlakova Y, Day GA, Gillan CC, Stein D, et al., 2016. Exploring comorbid  
33    Obsessive-Compulsive Disorder and Alcohol Use Disorder using neuropsychological tools: a  
34    preliminary analysis. *European Neuropsychopharmacology* 26, 897–8.

35

36   Angst, J., Gamma, A., Endrass, J., Goodwin, R., Ajdacic, V., Eich, D., Rössler, W., 2004. Obsessive-  
37    compulsive severity spectrum in the community: prevalence, comorbidity, and course. *Eur Arch*  
38    *Psychiatry Clin Neurosci* 254, 156–164. <https://doi.org/10.1007/s00406-004-0459-4>

39

40   Angst, J., Gamma, A., Endrass, J., Hantouche, E., Goodwin, R., Ajdacic, V., Eich, D., Rössler, W.,  
41    2005. Obsessive-compulsive syndromes and disorders: significance of comorbidity with bipolar  
42    and anxiety syndromes. *Eur Arch Psychiatry Clin Neurosci* 255, 65–71.  
43    <https://doi.org/10.1007/s00406-005-0576-8>

44

45   Apter, A., Horesh, N., Gothelf, D., Zalsman, G., Erlich, Z., Soreni, N., Weizman, A., 2003.  
46    Depression and suicidal behavior in adolescent inpatients with obsessive compulsive disorder. *J*  
47    *Affect Disord* 75, 181–189. [https://doi.org/10.1016/s0165-0327\(02\)00038-1](https://doi.org/10.1016/s0165-0327(02)00038-1)

48

- 1 Ay, R., Erbay, L.G., 2018. Relationship between childhood trauma and suicide probability in  
2 obsessive-compulsive disorder. *Psychiatry Res* 261, 132–136.  
3 <https://doi.org/10.1016/j.psychres.2017.12.054>  
4
- 5 Balci, V., Sevincok, L., 2010. Suicidal ideation in patients with obsessive-compulsive disorder.  
6 *Psychiatry Res* 175, 104–108. <https://doi.org/10.1016/j.psychres.2009.03.012>  
7
- 8 Barzilay, R., Patrick, A., Calkins, M.E., Moore, T.M., Wolf, D.H., Benton, T.D., Leckman, J.F., Gur,  
9 R.C., Gur, R.E., 2019. Obsessive-Compulsive Symptomatology in Community Youth: Typical  
10 Development or a Red Flag for Psychopathology? *J Am Acad Child Adolesc Psychiatry* 58, 277-  
11 286.e4. <https://doi.org/10.1016/j.jaac.2018.06.038>  
12
- 13 Batterham, P.J., Calear, A.L., Christensen, H., Carragher, N., Sunderland, M., 2018. Independent  
14 Effects of Mental Disorders on Suicidal Behavior in the Community. *Suicide Life Threat Behav*  
15 48, 512–521. <https://doi.org/10.1111/sltb.12379>  
16
- 17 Beck, A.T., Steer, R.A., & Brown, G.K. (1996). *Manual for the Beck Depression Inventory-II*. San  
18 Antonio, TX: Psychological Corporation.  
19
- 20 Beck, A.T., Epstein, N., Brown, G., Steer, R.A., 1988. An inventory for measuring clinical anxiety:  
21 psychometric properties. *J Consult Clin Psychol* 56, 893–897. [https://doi.org/10.1037//0022-  
22 006x.56.6.893](https://doi.org/10.1037//0022-006x.56.6.893)  
23
- 24 Beck A.T., 1988. Beck Hopelessness Scale. The Psychological Corporation.  
25
- 26 Beck, R.W., Morris, J.B., Beck, A.T., 1974. Cross-Validation of the Suicidal Intent Scale. *Psychol*  
27 *Rep* 34, 445–446. <https://doi.org/10.2466/pr0.1974.34.2.445>  
28
- 29 Beck, A.T., Kovacs, M., Weissman, A., 1979. Assessment of suicidal intention: The Scale for Suicide  
30 Ideation. *Journal of Consulting and Clinical Psychology* 47, 343–352.  
31 <https://doi.org/10.1037/0022-006X.47.2.343>  
32
- 33 Benatti, B., Ferrari, S., Grancini, B., Girone, N., Briguglio, M., Marazziti, D., Mucci, F., Dell’Osso,  
34 L., Gambini, O., Demartini, B., Tundo, A., Necci, R., De Berardis, D., Galentino, R., De  
35 Michele, S., Albert, U., Rigardetto, S., Maina, G., Grassi, G., Pallanti, S., Amerio, A., Amore,  
36 M., Priori, A., Servello, D., Viganò, C., Bosi, M., Colombo, A., Porta, M., Dell’Osso, B., 2020.  
37 Suicidal ideation and suicidal attempts in patients with obsessive-compulsive tic-related disorder  
38 vs obsessive-compulsive disorder: results of a multicenter Italian study. *CNS Spectr* 1–8.  
39 <https://doi.org/10.1017/S1092852920001157>  
40
- 41 Blanco-Vieira, T., Santos, M., Ferrão, Y.A., Torres, A.R., Miguel, E.C., Bloch, M.H., Leckman, J.F.,  
42 do Rosario, M.C., 2019. The impact of attention deficit hyperactivity disorder in obsessive-  
43 compulsive disorder subjects. *Depress Anxiety* 36, 533–542. <https://doi.org/10.1002/da.22898>  
44
- 45 Borges, G., Nock, M.K., Haro Abad, J.M., Hwang, I., Sampson, N.A., Alonso, J., Andrade, L.H.,  
46 Angermeyer, M.C., Beautrais, A., Bromet, E., Bruffaerts, R., de Girolamo, G., Florescu, S.,  
47 Gureje, O., Hu, C., Karam, E.G., Kovess-Masfety, V., Lee, S., Levinson, D., Medina-Mora,  
48 M.E., Ormel, J., Posada-Villa, J., Sagar, R., Tomov, T., Uda, H., Williams, D.R., Kessler, R.C.,  
49 2010. Twelve Month Prevalence of and Risk Factors for Suicide Attempts in the WHO World  
50 Mental Health Surveys. *J Clin Psychiatry* 71, 1617–1628.  
51 <https://doi.org/10.4088/JCP.08m04967blu>

- 1  
2 Brakoulias, V., Starcevic, V., Belloch, A., Brown, C., Ferrao, Y.A., Fontenelle, L.F., Lochner, C.,  
3 Marazziti, D., Matsunaga, H., Miguel, E.C., Reddy, Y.C.J., do Rosario, M.C., Shavitt, R.G.,  
4 Shyam Sundar, A., Stein, D.J., Torres, A.R., Viswasam, K., 2017. Comorbidity, age of onset  
5 and suicidality in obsessive-compulsive disorder (OCD): An international collaboration. *Compr*  
6 *Psychiatry* 76, 79–86. <https://doi.org/10.1016/j.comppsy.2017.04.002>  
7  
8 Breet, E., Kidd, M., McGregor, N.W., Stein, D.J., Lochner, C., 2019. Suicide ideation and attempts  
9 in obsessive-compulsive disorder. *Ann Clin Psychiatry* 31, 192–199.  
10  
11 Brown, L.A., Gallagher, T., Petersen, J., Benhamou, K., Foa, E.B., Asnaani, A., 2018. Does CBT for  
12 anxiety-related disorders alter suicidal ideation? Findings from a naturalistic sample. *J Anxiety*  
13 *Disord* 59, 10–16. <https://doi.org/10.1016/j.janxdis.2018.08.001>  
14  
15 Cavedini, P., Riboldi, G., D’Annuncci, A., Belotti, P., Cisima, M., Bellodi, L., 2002. Decision-making  
16 heterogeneity in obsessive-compulsive disorder: ventromedial prefrontal cortex function  
17 predicts different treatment outcomes. *Neuropsychologia* 40, 205–211.  
18 [https://doi.org/10.1016/s0028-3932\(01\)00077-x](https://doi.org/10.1016/s0028-3932(01)00077-x)  
19  
20 Chakraborty, V., Cherian, A.V., Math, S.B., Venkatasubramanian, G., Thennarasu, K., Mataix-Cols,  
21 D., Reddy, Y.C.J., 2012. Clinically significant hoarding in obsessive-compulsive disorder:  
22 results from an Indian study. *Compr Psychiatry* 53, 1153–1160.  
23 <https://doi.org/10.1016/j.comppsy.2012.05.006>  
24  
25 Chamberlain, S.R., Fineberg, N.A., Blackwell, A.D., Clark, L., Robbins, T.W., Sahakian, B.J., 2007.  
26 A neuropsychological comparison of obsessive-compulsive disorder and trichotillomania.  
27 *Neuropsychologia* 45, 654–662. <https://doi.org/10.1016/j.neuropsychologia.2006.07.016>  
28  
29 Chamberlain, Samuel R., Leppink, E.W., Redden, S.A., Grant, J.E., 2016. Are obsessive-compulsive  
30 symptoms impulsive, compulsive or both? *Compr Psychiatry* 68, 111–118.  
31 <https://doi.org/10.1016/j.comppsy.2016.04.010>  
32  
33 Chaudhary, R.K., Kumar, P., Mishra, B.P., 2016. Depression and risk of suicide in patients with  
34 obsessive-compulsive disorder: A hospital-based study. *Ind Psychiatry J* 25, 166–170.  
35 [https://doi.org/10.4103/ipj.ipj\\_63\\_16](https://doi.org/10.4103/ipj.ipj_63_16)  
36  
37 Chia, B.H., 1996. A Singapore study of obsessive compulsive disorder. *Singapore Med J* 37, 402–  
38 406.  
39  
40 Cho, S.-J., Hong, J.P., Lee, J.-Y., Im, J.S., Na, K.-S., Park, J.E., Cho, M.J., 2016. Association between  
41 DSM-IV Anxiety Disorders and Suicidal Behaviors in a Community Sample of South Korean  
42 Adults. *Psychiatry Investig* 13, 595–600. <https://doi.org/10.4306/pi.2016.13.6.595>  
43  
44 Cloninger, C.R., Svrakic, D.M., Przybeck, T.R., 1993a. A psychobiological model of temperament  
45 and character. *Arch. Gen. Psychiatry* 50, 975–990.  
46 <https://doi.org/10.1001/archpsyc.1993.01820240059008>  
47  
48 Coryell, W., 1981. Obsessive-compulsive disorder and primary unipolar depression. Comparisons of  
49 background, family history, course, and mortality. *J. Nerv. Ment. Dis.* 169, 220–224.  
50 <https://doi.org/10.1097/00005053-198104000-00003>  
51



- 1 Crosby A.E., Ortega L., Melanson C., 2011. Self-directed violence surveillance: uniform definitions  
2 and recommended data elements. Atlanta, GA: Centers for Disease Control and Prevention,  
3 National Center for Injury Prevention and Control.  
4
- 5 Cull, J.G., Gill, W.S., 1988. Suicide probability scale (SPS) manual. Western Psychological Services,  
6 Los Angeles, Calif.  
7
- 8 De Berardis, D., Serroni, N., Campanella, D., Rapini, G., Olivieri, L., Feliziani, B., Carano, A.,  
9 Valchera, A., Iasevoli, F., Tomasetti, C., Mazza, M., Fornaro, M., Perna, G., Di Nicola, M.,  
10 Martinotti, G., Di Giannantonio, M., 2015. Alexithymia, responsibility attitudes and suicide  
11 ideation among outpatients with obsessive-compulsive disorder: an exploratory study. *Compr*  
12 *Psychiatry* 58, 82–87. <https://doi.org/10.1016/j.comppsy.2014.12.016>  
13
- 14 De Berardis, D., Serroni, N., Marini, S., Rapini, G., Carano, A., Valchera, A., Iasevoli, F., Mazza,  
15 M., Signorelli, M., Aguglia, E., Perna, G., Martinotti, G., Varasano, P.A., Pressanti, G.L., Di  
16 Giannantonio, M., 2014. Alexithymia, suicidal ideation, and serum lipid levels among drug-  
17 naïve outpatients with obsessive-compulsive disorder. *Braz J Psychiatry* 36, 125–130.  
18 <https://doi.org/10.1590/1516-4446-2013-1189>  
19
- 20 De La Vega, D., Giner, L., Courtet, P., 2018. Suicidality in Subjects With Anxiety or Obsessive-  
21 Compulsive and Related Disorders: Recent Advances. *Curr Psychiatry Rep* 20, 26.  
22 <https://doi.org/10.1007/s11920-018-0885-z>  
23
- 24 Dell’Osso, B., Benatti, B., Arici, C., Palazzo, C., Altamura, A.C., Hollander, E., Fineberg, N., Stein,  
25 D.J., Nicolini, H., Lanzagorta, N., Marazziti, D., Pallanti, S., van Ameringen, M., Lochner, C.,  
26 Karamustafalioglu, O., Hranov, L., Figuee, M., Drummond, L., Rodriguez, C.I., Grant, J., Denys,  
27 D., Menchon, J.M., Zohar, J., 2018a. Prevalence of suicide attempt and clinical characteristics  
28 of suicide attempters with obsessive-compulsive disorder: a report from the International  
29 College of Obsessive-Compulsive Spectrum Disorders (ICOCS). *CNS Spectr* 23, 59–66.  
30 <https://doi.org/10.1017/S1092852917000177>  
31
- 32 Dell’Osso, B., Benatti, B., Buoli, M., Altamura, A.C., Marazziti, D., Hollander, E., Fineberg, N.,  
33 Stein, D.J., Pallanti, S., Nicolini, H., Van Ameringen, M., Lochner, C., Hranov, G.,  
34 Karamustafalioglu, O., Hranov, L., Menchon, J.M., Zohar, J., ICOCS group, 2013. The  
35 influence of age at onset and duration of illness on long-term outcome in patients with obsessive-  
36 compulsive disorder: a report from the International College of Obsessive Compulsive Spectrum  
37 Disorders (ICOCS). *Eur Neuropsychopharmacol* 23, 865–871.  
38 <https://doi.org/10.1016/j.euroneuro.2013.05.004>  
39
- 40 Dell’Osso, B., Benatti, B., Grancini, B., Vismara, M., De Carlo, V., Cirnigliaro, G., Albert, U.,  
41 Viganò, C., 2019. Investigating duration of illness and duration of untreated illness in obsessive  
42 compulsive disorder reveals patients remain at length pharmacologically untreated. *Int J*  
43 *Psychiatry Clin Pract* 23, 311–313. <https://doi.org/10.1080/13651501.2019.1621348>  
44
- 45 Dell’Osso, B., Benatti, B., Hollander, E., Zohar, J., Dell’Osso, L., Fineberg, N.A., Marcatili, M.,  
46 Rigardetto, S., Briguglio, M., Marazziti, D., Mucci, F., Gambini, O., Tundo, A., Necci, R., De  
47 Berardis, D., Galentino, R., Michele, S., d’addario, C., Servello, D., Porta, M., 2018b. Socio-  
48 demographic and clinical characterization of patients with obsessive-compulsive tic-related  
49 disorder (OCTD): An Italian multicenter study. *Journal of Psychopathology* 24, 148–153.  
50

- 1 Dell’Osso, B., Buoli, M., Hollander, E., Altamura, A.C., 2010. Duration of untreated illness as a  
2 predictor of treatment response and remission in obsessive-compulsive disorder. *World J. Biol.*  
3 *Psychiatry* 11, 59–65. <https://doi.org/10.3109/15622970903418544>  
4
- 5 Dell’Osso, B., Nicolini, H., Lanzagorta, N., Benatti, B., Spagnolin, G., Palazzo, M.C., Marazziti, D.,  
6 Hollander, E., Fineberg, N., Stein, D.J., Pallanti, S., Van Ameringen, M., Lochner, C., Hranov,  
7 G., Karamustafalioglu, O., Hranov, L., Zohar, J., Denys, D., Altamura, A.C., Menchon, J.M.,  
8 2015. Cigarette smoking in patients with obsessive compulsive disorder: a report from the  
9 International College of Obsessive Compulsive Spectrum Disorders (ICOCS). *CNS Spectr* 20,  
10 469–473. <https://doi.org/10.1017/S1092852915000565>  
11
- 12 DerSimonian, R., Laird, N., 1986. Meta-analysis in clinical trials. *Control Clin Trials* 7, 177–188.  
13 [https://doi.org/10.1016/0197-2456\(86\)90046-2](https://doi.org/10.1016/0197-2456(86)90046-2)  
14
- 15 Dhyani, M., Trivedi, J.K., Nischal, A., Sinha, P.K., Verma, S., 2013. Suicidal behaviour of Indian  
16 patients with obsessive compulsive disorder. *Indian J Psychiatry* 55, 161–166.  
17 <https://doi.org/10.4103/0019-5545.111455>  
18
- 19 Domingues-Castro, M.S., Torresan, R.C., Shavitt, R.G., Fontenelle, L.F., Ferrão, Y.A., Rosário,  
20 M.C., Torres, A.R., 2019. Bipolar disorder comorbidity in patients with obsessive-compulsive  
21 disorder: Prevalence and predictors. *J Affect Disord* 256, 324–330.  
22 <https://doi.org/10.1016/j.jad.2019.06.018>  
23
- 24 Dos Santos-Ribeiro, S., Lins-Martins, N.M., Frydman, I., Conceição do Rosário, M., Ferrão, Y.A.,  
25 Shavitt, R.G., Yücel, M., Miguel, E.C., Fontenelle, L.F., 2016. Prevalence and correlates of  
26 electroconvulsive therapy delivery in 1001 obsessive-compulsive disorder outpatients.  
27 *Psychiatry Res* 239, 145–148. <https://doi.org/10.1016/j.psychres.2016.03.020>  
28
- 29 Fernández de la Cruz, L., Rydell, M., Runeson, B., D’Onofrio, B.M., Brander, G., Rück, C.,  
30 Lichtenstein, P., Larsson, H., Mataix-Cols, D., 2017. Suicide in obsessive-compulsive disorder:  
31 a population-based study of 36 788 Swedish patients. *Mol. Psychiatry* 22, 1626–1632.  
32 <https://doi.org/10.1038/mp.2016.115>  
33
- 34 Fineberg, N.A., Dell’Osso, B., Albert, U., Maina, G., Geller, D., Carmi, L., Sireau, N., Walitza, S.,  
35 Grassi, G., Pallanti, S., Hollander, E., Brakoulias, V., Menchon, J.M., Marazziti, D., Ioannidis,  
36 K., Apergis-Schoute, A., Stein, D.J., Cath, D.C., Veltman, D.J., Van Ameringen, M., Fontenelle,  
37 L.F., Shavitt, R.G., Costa, D., Diniz, J.B., Zohar, J., 2019. Early intervention for obsessive  
38 compulsive disorder: An expert consensus statement. *Eur Neuropsychopharmacol* 29, 549–565.  
39 <https://doi.org/10.1016/j.euroneuro.2019.02.002>  
40
- 41 Fineberg, N.A., Hengartner, M.P., Bergbaum, C., Gale, T., Rössler, W., Angst, J., 2013. Lifetime  
42 comorbidity of obsessive-compulsive disorder and sub-threshold obsessive-compulsive  
43 symptomatology in the community: impact, prevalence, socio-demographic and clinical  
44 characteristics. *Int J Psychiatry Clin Pract* 17, 188–196.  
45 <https://doi.org/10.3109/13651501.2013.777745>  
46
- 47 Fineberg, N., Hollander, E., Pallanti, S., Walitza, S., Grünblatt, E., Dell’Osso, B., Albert, U., Geller,  
48 D., Brakoulias, V., Reddy, J. Y. C., Arumugham, S. S., Shavitt, R. G., Drummond, L., Grancini,  
49 B., De Carlo, V., Cinosi, E., Chamberlain, S. R., Ioannidis, K., Rodriguez, C., Garg, K., 18 Feb  
50 2020. Clinical Advances in Obsessive Compulsive Disorder: A Position Statement by the

1 International College of Obsessive Compulsive Spectrum Disorders. (Accepted/In press) In:  
2 International Clinical Psychopharmacology.

3  
4 Fineberg, N.A., Apergis-Schoute, A.M., Vaghi, M.M., Banca, P., Gillan, C.M., Voon, V.,  
5 Chamberlain, S.R., Cinosi, E., Reid, J., Shahper, S., Bullmore, E.T., Sahakian, B.J., Robbins,  
6 T.W., 2018. Mapping Compulsivity in the DSM-5 Obsessive Compulsive and Related  
7 Disorders: Cognitive Domains, Neural Circuitry, and Treatment. *Int. J. Neuropsychopharmacol.*  
8 21, 42–58. <https://doi.org/10.1093/ijnp/pyx088>

9  
10 First, Michael B., Spitzer, Robert L, Gibbon Miriam, and Williams, Janet B.W., 1996: Structured  
11 Clinical Interview for DSM-IV Axis I Disorders, Clinician Version (SCID-CV). Washington,  
12 D.C.: American Psychiatric Press, Inc.

13  
14 First M.B., Williams J.B.W., Karg R.S., Spitzer R.L., 2016. Structured Clinical Interview for DSM-  
15 5 Disorders, Clinician Version (SCID-5-CV). Arlington, VA, American Psychiatric  
16 Association

17  
18 Fontenelle, L.F., Cocchi, L., Harrison, B.J., Shavitt, R.G., do Rosário, M.C., Ferrão, Y.A., de Mathis,  
19 M.A., Cordioli, A.V., Yücel, M., Pantelis, C., Mari, J. de J., Miguel, E.C., Torres, A.R., 2012.  
20 Towards a post-traumatic subtype of obsessive-compulsive disorder. *J Anxiety Disord* 26, 377–  
21 383. <https://doi.org/10.1016/j.janxdis.2011.12.001>

22  
23 Freeman, M.F., Tukey, J.W., 1950. Transformations Related to the Angular and the Square Root.  
24 *Ann. Math. Statist.* 21, 607–611. <https://doi.org/10.1214/aoms/1177729756>

25  
26 García-Soriano, G., Rufer, M., Delsignore, A., Weidt, S., 2014. Factors associated with non-treatment  
27 or delayed treatment seeking in OCD sufferers: a review of the literature. *Psychiatry Res* 220,  
28 1–10. <https://doi.org/10.1016/j.psychres.2014.07.009>

29  
30 Gentil, A.F., Mathis, M.A. de, Torresan, R.C., Diniz, J.B., Alvarenga, P., do Rosário, M.C., Cordioli,  
31 A.V., Torres, A.R., Miguel, E.C., 2009. Alcohol use disorders in patients with obsessive–  
32 compulsive disorder: The importance of appropriate dual-diagnosis. *Drug and Alcohol*  
33 *Dependence* 100, 173–177. <https://doi.org/10.1016/j.drugalcdep.2008.09.010>

34  
35 Goodman, W.K., Price, L.H., Rasmussen, S.A., Mazure, C., Fleischmann, R.L., Hill, C.L., Heninger,  
36 G.R., Charney, D.S., 1989. The Yale-Brown Obsessive Compulsive Scale. I. Development, use,  
37 and reliability. *Arch. Gen. Psychiatry* 46, 1006–1011.  
38 <https://doi.org/10.1001/archpsyc.1989.01810110048007>

39  
40 Goodwin, D.W., Guze, S.B., Robins, E., 1969. Follow-up studies in obsessional neurosis. *Arch. Gen.*  
41 *Psychiatry* 20, 182–187. <https://doi.org/10.1001/archpsyc.1969.01740140054006>

42  
43 Goodwin, R., Koenen, K.C., Hellman, F., Guardino, M., Struening, E., 2002. Helpseeking and access  
44 to mental health treatment for obsessive-compulsive disorder. *Acta Psychiatr Scand* 106, 143–  
45 149. <https://doi.org/10.1034/j.1600-0447.2002.01221.x>

46  
47 Gupta, G., Avasthi, A., Grover, S., Singh, S.M., 2014. Factors associated with suicidal ideations and  
48 suicidal attempts in patients with obsessive compulsive disorder. *Asian J Psychiatr* 12, 140–146.  
49 <https://doi.org/10.1016/j.ajp.2014.09.004>

- 1 Hamilton, M., 1960. A rating scale for depression. *J. Neurol. Neurosurg. Psychiatry* 23, 56–62.  
2 <https://doi.org/10.1136/jnnp.23.1.56>  
3
- 4 Hamilton, M., 1959. The assessment of anxiety states by rating. *Br J Med Psychol* 32, 50–55.  
5 <https://doi.org/10.1111/j.2044-8341.1959.tb00467.x>  
6
- 7 Hantouche, E.G., Angst, J., Demonfaucon, C., Perugi, G., Lancrenon, S., Akiskal, H.S., 2003.  
8 Cyclothymic OCD: a distinct form? *J Affect Disord* 75, 1–10. [https://doi.org/10.1016/s0165-](https://doi.org/10.1016/s0165-0327(02)00461-5)  
9 [0327\(02\)00461-5](https://doi.org/10.1016/s0165-0327(02)00461-5)  
10
- 11 Harris, E.C., Barraclough, B., 1997. Suicide as an outcome for mental disorders. A meta-analysis. *Br*  
12 *J Psychiatry* 170, 205–228. <https://doi.org/10.1192/bjp.170.3.205>  
13
- 14 Hawton, K., Sutton, L., Haw, C., Sinclair, J., Harriss, L., 2005a. Suicide and Attempted Suicide in  
15 Bipolar Disorder: A Systematic Review of Risk Factors. *The Journal of Clinical Psychiatry* 66,  
16 693–704. <https://doi.org/10.4088/JCP.v66n0604>  
17
- 18 Hollander, E., Greenwald, S., Neville, D., Johnson, J., Hornig, C.D., Weissman, M.M., 1996.  
19 Uncomplicated and comorbid obsessive-compulsive disorder in an epidemiologic sample.  
20 *Depress Anxiety* 4, 111–119. [https://doi.org/10.1002/\(SICI\)1520-6394\(1996\)4:3<111::AID-](https://doi.org/10.1002/(SICI)1520-6394(1996)4:3<111::AID-DA3>3.0.CO;2-J)  
21 [DA3>3.0.CO;2-J](https://doi.org/10.1002/(SICI)1520-6394(1996)4:3<111::AID-DA3>3.0.CO;2-J)  
22
- 23 Hung, T.-C., Tang, H.-S., Chiu, C.-H., Chen, Y.-Y., Chou, K.-R., Chiou, H.-C., Chang, H.-J., 2010.  
24 Anxiety, depressive symptom and suicidal ideation of outpatients with obsessive compulsive  
25 disorders in Taiwan. *J Clin Nurs* 19, 3092–3101. [https://doi.org/10.1111/j.1365-](https://doi.org/10.1111/j.1365-2702.2010.03378.x)  
26 [2702.2010.03378.x](https://doi.org/10.1111/j.1365-2702.2010.03378.x)  
27
- 28 Jaisoorya, T.S., Janardhan Reddy, Y.C., Nair, B.S., Rani, A., Menon, P.G., Revamma, M., Jeevan,  
29 C.R., Radhakrishnan, K.S., Jose, V., Thennarasu, K., 2017. Prevalence and correlates of  
30 obsessive-compulsive disorder and subthreshold obsessive-compulsive disorder among college  
31 students in Kerala, India. *Indian J Psychiatry* 59, 56–62. [https://doi.org/10.4103/0019-](https://doi.org/10.4103/0019-5545.204438)  
32 [5545.204438](https://doi.org/10.4103/0019-5545.204438)  
33
- 34 Jaisoorya, T.S., Janardhan Reddy, Y.C., Thennarasu, K., Beena, K.V., Beena, M., Jose, D.C., 2015.  
35 An epidemiological study of obsessive compulsive disorder in adolescents from India. *Compr*  
36 *Psychiatry* 61, 106–114. <https://doi.org/10.1016/j.comppsy.2015.05.003>  
37
- 38 Kamath, P., Reddy, Y.C.J., Kandavel, T., 2007. Suicidal behavior in obsessive-compulsive disorder.  
39 *J Clin Psychiatry* 68, 1741–1750. <https://doi.org/10.4088/jcp.v68n1114>  
40
- 41 Khosravani, V., Kamali, Z., Jamaati Ardakani, R., Samimi Ardestani, M., 2017a. The relation of  
42 childhood trauma to suicide ideation in patients suffering from obsessive-compulsive disorder  
43 with lifetime suicide attempts. *Psychiatry Res* 255, 139–145.  
44 <https://doi.org/10.1016/j.psychres.2017.05.032>  
45
- 46 Khosravani, V., Sharifi Bastan, F., Samimi Ardestani, M., Jamaati Ardakani, R., 2017b. Early  
47 maladaptive schemas and suicidal risk in an Iranian sample of patients with obsessive-  
48 compulsive disorder. *Psychiatry Res* 255, 441–448.  
49 <https://doi.org/10.1016/j.psychres.2017.06.080>  
50

- 1 Kim, H., Seo, J., Namkoong, K., Hwang, E.H., Sohn, S.Y., Kim, S.J., Kang, J.I., 2016. Alexithymia  
2 and perfectionism traits are associated with suicidal risk in patients with obsessive-compulsive  
3 disorder. *J Affect Disord* 192, 50–55. <https://doi.org/10.1016/j.jad.2015.12.018>  
4
- 5 Knapp, G., Hartung, J., 2003. Improved tests for a random effects meta-regression with a single  
6 covariate. *Stat Med* 22, 2693–2710. <https://doi.org/10.1002/sim.1482>  
7
- 8 Kringlen, E., 1965. Obsessional neurotics: a long-term follow-up. *Br J Psychiatry* 111, 709–722.  
9 <https://doi.org/10.1192/bjp.111.477.709>  
10
- 11 Liaugaudaite, V., Fineberg, N.A., Podlipskyte, A., Gecaite, J., Juskiene, A., Mickuviene, N.,  
12 Burkauskas, J., 2020. Neurocognitive markers of suicidal ideation in patients with anxiety and  
13 mood disorders. *International Journal of Psychiatry in Clinical Practice* 0, 1–4.  
14 <https://doi.org/10.1080/13651501.2019.1666148>  
15
- 16 Mahasuar, R., Janardhan Reddy, Y.C., Math, S.B., 2011. Obsessive-compulsive disorder with and  
17 without bipolar disorder. *Psychiatry Clin. Neurosci.* 65, 423–433.  
18 <https://doi.org/10.1111/j.1440-1819.2011.02247.x>  
19
- 20 Maina, G., Albert, U., Rigardetto, S., Tiezzi, M., Bogetto, F., 2006. Suicidio e disturbo ossessivo  
21 compulsivo. *Giorn Ital Psicopat* 12, 31-37.  
22
- 23 Maina, G., Salvi, V., Tiezzi, M.N., Albert, U., Bogetto, F., 2007. Is OCD at risk for suicide? A case-  
24 control study. *Clinical Neuropsychiatry: Journal of Treatment Evaluation* 4, 117–121.  
25
- 26 Mataix-Cols, D., Wooderson, S., Lawrence, N., Brammer, M.J., Speckens, A., Phillips, M.L., 2004.  
27 Distinct neural correlates of washing, checking, and hoarding symptom dimensions in obsessive-  
28 compulsive disorder. *Arch. Gen. Psychiatry* 61, 564–576.  
29 <https://doi.org/10.1001/archpsyc.61.6.564>  
30
- 31 Meier, S.M., Mattheisen, M., Mors, O., Schendel, D.E., Mortensen, P.B., Plessen, K.J., 2016.  
32 Mortality Among Persons With Obsessive-Compulsive Disorder in Denmark. *JAMA Psychiatry*  
33 73, 268–274. <https://doi.org/10.1001/jamapsychiatry.2015.3105>  
34
- 35 Moher, D., Liberati, A., Tetzlaff, J., Altman, D.G., 2009. Preferred reporting items for systematic  
36 reviews and meta-analyses: the PRISMA statement. *BMJ* 339.  
37 <https://doi.org/10.1136/bmj.b2535>  
38
- 39 Montgomery, S.A., Åsberg, M., 1979. A New Depression Scale Designed to be Sensitive to Change.  
40 *The British Journal of Psychiatry* 134, 382–389. <https://doi.org/10.1192/bjp.134.4.382>  
41
- 42 Montgomery, S. A., Montgomery, D., 1982. Pharmacological prevention of suicidal behaviour. *J*  
43 *Affect Disord* 4, 291–298. [https://doi.org/10.1016/0165-0327\(82\)90026-x](https://doi.org/10.1016/0165-0327(82)90026-x)  
44
- 45 Moreira, L., Bins, H., Toressan, R., Ferro, C., Hartmann, T., Petribú, K., Juruena, M.F., do Rosário,  
46 M.C., Ferrão, Y.A., 2013. An exploratory dimensional approach to premenstrual manifestation  
47 of obsessive-compulsive disorder symptoms: a multicentre study. *J Psychosom Res* 74, 313–  
48 319. <https://doi.org/10.1016/j.jpsychores.2012.12.004>  
49
- 50 Østergaard, M.L.D., Nordentoft, M., Hjorthøj, C., 2017. Associations between substance use  
51 disorders and suicide or suicide attempts in people with mental illness: a Danish nation-wide,



1 prospective, register-based study of patients diagnosed with schizophrenia, bipolar disorder,  
2 unipolar depression or personality disorder. *Addiction* 112, 1250–1259.  
3 <https://doi.org/10.1111/add.13788>  
4

5 Patton, J.H., Stanford, M.S., Barratt, E.S., 1995. Factor structure of the barratt impulsiveness scale.  
6 *Journal of Clinical Psychology* 51, 768–774. [https://doi.org/10.1002/1097-  
7 4679\(199511\)51:6<768::AID-JCLP2270510607>3.0.CO;2-1](https://doi.org/10.1002/1097-4679(199511)51:6<768::AID-JCLP2270510607>3.0.CO;2-1)  
8

9 Peles, E., Adelson, M., Schreiber, S., 2009. Association of OCD with a history of traumatic events  
10 among patients in methadone maintenance treatment. *CNS Spectr* 14, 547–554.  
11 <https://doi.org/10.1017/s1092852900024032>  
12

13 Pérez-Vigil, A., Fernández de la Cruz, L., Brander, G., Isomura, K., Jangmo, A., Feldman, I.,  
14 Hesselmark, E., Serlachius, E., Lázaro, L., Rück, C., Kuja-Halkola, R., D’Onofrio, B.M.,  
15 Larsson, H., Mataix-Cols, D., 2018. Association of Obsessive-Compulsive Disorder With  
16 Objective Indicators of Educational Attainment: A Nationwide Register-Based Sibling Control  
17 Study. *JAMA Psychiatry* 75, 47–55. <https://doi.org/10.1001/jamapsychiatry.2017.3523>  
18

19 Pérez-Vigil, A., Mittendorfer-Rutz, E., Helgesson, M., Fernández de la Cruz, L., Mataix-Cols, D.,  
20 2019. Labour market marginalisation in obsessive-compulsive disorder: a nationwide register-  
21 based sibling control study. *Psychol Med* 49, 1015–1024.  
22 <https://doi.org/10.1017/S0033291718001691>  
23

24 Pfeffer, C.R., Jiang, H., Kakuma, T., 2000. Child–Adolescent Suicidal Potential Index (CASPI): A  
25 screen for risk for early onset suicidal behavior. *Psychological Assessment* 12, 304–318.  
26 <https://doi.org/10.1037/1040-3590.12.3.304>  
27

28 Phillips, K.A., Pinto, A., Menard, W., Eisen, J.L., Mancebo, M., Rasmussen, S.A., 2007. obsessive–  
29 compulsive disorder versus body dysmorphic disorder: a comparison study of two possibly  
30 related disorders. *Depress Anxiety* 24, 399–409. <https://doi.org/10.1002/da.20232>  
31

32 Pompili, M., Innamorati, M., Raja, M., Falcone, I., Ducci, G., Angeletti, G., Lester, D., Girardi, P.,  
33 Tatarelli, R., De Pisa, E., 2008. Suicide risk in depression and bipolar disorder: Do  
34 impulsiveness-aggressiveness and pharmacotherapy predict suicidal intent? *Neuropsychiatr Dis  
35 Treat* 4, 247–255. <https://doi.org/10.2147/ndt.s2192>  
36

37 Pompili, M., Murri, M.B., Patti, S., Innamorati, M., Lester, D., Girardi, P., Amore, M., 2016. The  
38 communication of suicidal intentions: a meta-analysis. *Psychological Medicine* 46, 2239–2253.  
39 <https://doi.org/10.1017/S0033291716000696>  
40

41 Posner, K., Oquendo, M.A., Gould, M., Stanley, B., Davies, M., 2007. Columbia Classification  
42 Algorithm of Suicide Assessment (C-CASA): Classification of Suicidal Events in the FDA’s  
43 Pediatric Suicidal Risk Analysis of Antidepressants. *Am J Psychiatry* 164, 1035–1043.  
44 <https://doi.org/10.1176/appi.ajp.164.7.1035>  
45

46 Posner, K., Brown, G.K., Stanley, B., Brent, D.A., Yershova, K.V., Oquendo, M.A., Currier, G.W.,  
47 Melvin, G.A., Greenhill, L., Shen, S., Mann, J.J., 2011. The Columbia-Suicide Severity Rating  
48 Scale: initial validity and internal consistency findings from three multisite studies with  
49 adolescents and adults. *Am J Psychiatry* 168, 1266–1277.  
50 <https://doi.org/10.1176/appi.ajp.2011.10111704>  
51

- 1 Raines, A.M., Short, N.A., Allan, N.P., Oglesby, M.E., Schmidt, N.B., 2015. Examination of a brief  
2 anxiety sensitivity cognitive concerns intervention on suicidality among individuals with  
3 obsessive-compulsive symptoms. *Contemp Clin Trials* 45, 191–195.  
4 <https://doi.org/10.1016/j.cct.2015.09.006>  
5
- 6 Reynolds, W.M., Mazza, J.J., 1999. Assessment of Suicidal Ideation in Inner-City Children and  
7 Young Adolescents: Reliability and Validity of the Suicidal Ideation Questionnaire-JR. *School*  
8 *Psychology Review* 28, 17–30. <https://doi.org/10.1080/02796015.1999.12085945>  
9
- 10 Rettew, D.C., Doyle, A.C., Kwan, M., Stanger, C., Hudziak, J.J., 2006. Exploring the boundary  
11 between temperament and generalized anxiety disorder: A receiver operating characteristic  
12 analysis. *J Anxiety Disord* 20, 931–945. <https://doi.org/10.1016/j.janxdis.2006.02.002>  
13
- 14 Robbins, T.W., James, M., Owen, A.M., Sahakian, B.J., McInnes, L., Rabbitt, P., 1994. Cambridge  
15 Neuropsychological Test Automated Battery (CANTAB): a factor analytic study of a large  
16 sample of normal elderly volunteers. *Dementia (Basel, Switzerland)* 5, 266–281.  
17
- 18 Sallet, P.C., de Alvarenga, P.G., Ferrão, Y., de Mathis, M.A., Torres, A.R., Marques, A., Hounie,  
19 A.G., Fossaluza, V., do Rosario, M.C., Fontenelle, L.F., Petribu, K., Fleitlich-Bilyk, B., 2010.  
20 Eating disorders in patients with obsessive-compulsive disorder: prevalence and clinical  
21 correlates. *Int J Eat Disord* 43, 315–325. <https://doi.org/10.1002/eat.20697>  
22
- 23 Saraf, G., Paul, I., Viswanath, B., Narayanaswamy, J.C., Math, S.B., Reddy, Y.C.J., 2017. Bipolar  
24 disorder comorbidity in patients with a primary diagnosis of OCD. *Int J Psychiatry Clin Pract*  
25 21, 70–74. <https://doi.org/10.1080/13651501.2016.1233344>  
26
- 27 Sareen, J., Cox, B.J., Afifi, T.O., de Graaf, R., Asmundson, G.J.G., ten Have, M., Stein, M.B., 2005.  
28 Anxiety disorders and risk for suicidal ideation and suicide attempts: a population-based  
29 longitudinal study of adults. *Arch. Gen. Psychiatry* 62, 1249–1257.  
30 <https://doi.org/10.1001/archpsyc.62.11.1249>  
31
- 32 Sheehan, D.V., Lecrubier, Y., Sheehan, K.H., Amorim, P., Janavs, J., Weiller, E., Hergueta, T.,  
33 Baker, R., Dunbar, G.C., 1998. The Mini-International Neuropsychiatric Interview (M.I.N.I.):  
34 the development and validation of a structured diagnostic psychiatric interview for DSM-IV and  
35 ICD-10. *J Clin Psychiatry* 59 Suppl 20, 22-33; quiz 34-57.  
36
- 37 Sidorchuk, A., Kuja-Halkola, R., Runeson, B., Lichtenstein, P., Larsson, H., Rück, C., D’Onofrio,  
38 B.M., Mataix-Cols, D., Fernández de la Cruz, L., 2019. Genetic and environmental sources of  
39 familial coaggregation of obsessive–compulsive disorder and suicidal behavior: a population-  
40 based birth cohort and family study. *Molecular Psychiatry* 1–12. <https://doi.org/10.1038/s41380-019-0417-1>  
41  
42
- 43 Silverman, M.M., Berman, A.L., Sanddal, N.D., O’Carroll, P.W., Joiner, T.E., 2007a. Rebuilding the  
44 Tower of Babel: A Revised Nomenclature for the Study of Suicide and Suicidal Behaviors Part  
45 1: Background, Rationale, and Methodology. *Suicide and Life-Threatening Behavior* 37, 248–  
46 263. <https://doi.org/10.1521/suli.2007.37.3.248>  
47
- 48 Silverman, M.M., Berman, A.L., Sanddal, N.D., O’Carroll, P.W., Joiner, T.E., 2007b. Rebuilding the  
49 Tower of Babel: A Revised Nomenclature for the Study of Suicide and Suicidal Behaviors Part  
50 2: Suicide-Related Ideations, Communications, and Behaviors. *Suicide and Life-Threatening*  
51 *Behavior* 37, 264–277. <https://doi.org/10.1521/suli.2007.37.3.264>

- 1  
2 Skapinakis, P., Politis, S., Karampas, A., Petrikis, P., Mavreas, V., 2019. Prevalence, comorbidity,  
3 quality of life and use of services of obsessive-compulsive disorder and subthreshold obsessive-  
4 compulsive symptoms in the general adult population of Greece. *Int J Psychiatry Clin Pract* 23,  
5 215–224. <https://doi.org/10.1080/13651501.2019.1588327>  
6  
7 Spielberg, C.D., 2010. State-Trait Anxiety Inventory, in: *The Corsini Encyclopedia of Psychology*.  
8 American Cancer Society, pp. 1–1. <https://doi.org/10.1002/9780470479216.corpsy0943>  
9  
10 Storch, E.A., Bussing, R., Jacob, M.L., Nadeau, J.M., Crawford, E., Mutch, P.J., Mason, D., Lewin,  
11 A.B., Murphy, T.K., 2015. Frequency and correlates of suicidal ideation in pediatric obsessive-  
12 compulsive disorder. *Child Psychiatry Hum Dev* 46, 75–83. [https://doi.org/10.1007/s10578-](https://doi.org/10.1007/s10578-014-0453-7)  
13 [014-0453-7](https://doi.org/10.1007/s10578-014-0453-7)  
14  
15 Storch, E.A., Kay, B., Wu, M.S., Nadeau, J.M., Riemann, B., 2017. Suicidal and death ideation  
16 among adults with obsessive-compulsive disorder presenting for intensive intervention. *Ann*  
17 *Clin Psychiatry* 29, 46–53.  
18  
19 Tavares, D., Quevedo, L., Jansen, K., Souza, L., Pinheiro, R., Silva, R., 2012. Prevalence of suicide  
20 risk and comorbidities in postpartum women in Pelotas. *Braz J Psychiatry* 34, 270–276.  
21 <https://doi.org/10.1016/j.rbp.2011.12.001>  
22  
23 Torres, A.R., de Abreu Ramos-Cerqueira, A.T., Torresan, R.C., de Souza Domingues, M., Hercos,  
24 A.C.R., Guimarães, A.B.C., 2007. Prevalence and associated factors for suicidal ideation and  
25 behaviors in obsessive-compulsive disorder. *CNS Spectr* 12, 771–778.  
26 <https://doi.org/10.1017/s1092852900015467>  
27  
28 Torres, A.R., Prince, M.J., Bebbington, P.E., Bhugra, D., Brugha, T.S., Farrell, M., Jenkins, R.,  
29 Lewis, G., Meltzer, H., Singleton, N., 2006. Obsessive-compulsive disorder: prevalence,  
30 comorbidity, impact, and help-seeking in the British National Psychiatric Morbidity Survey of  
31 2000. *Am J Psychiatry* 163, 1978–1985. <https://doi.org/10.1176/ajp.2006.163.11.1978>  
32  
33 Torres, A.R., Ramos-Cerqueira, A.T.A., Ferrão, Y.A., Fontenelle, L.F., do Rosário, M.C., Miguel,  
34 E.C., 2011. Suicidality in obsessive-compulsive disorder: prevalence and relation to symptom  
35 dimensions and comorbid conditions. *J Clin Psychiatry* 72, 17–26; quiz 119–120.  
36 <https://doi.org/10.4088/JCP.09m05651blu>  
37  
38 Torres, A.R., Shavitt, R.G., Torresan, R.C., Ferrão, Y.A., Miguel, E.C., Fontenelle, L.F., 2013.  
39 Clinical features of pure obsessive-compulsive disorder. *Compr Psychiatry* 54, 1042–1052.  
40 <https://doi.org/10.1016/j.comppsy.2013.04.013>  
41  
42 Torresan, R.C., Ramos-Cerqueira, A.T.A., Shavitt, R.G., do Rosário, M.C., de Mathis, M.A., Miguel,  
43 E.C., Torres, A.R., 2013. Symptom dimensions, clinical course and comorbidity in men and  
44 women with obsessive-compulsive disorder. *Psychiatry Res* 209, 186–195.  
45 <https://doi.org/10.1016/j.psychres.2012.12.006>  
46  
47 Tyagi, H., Apergis-Schoute, A.M., Akram, H., Foltynie, T., Limousin, P., Drummond, L.M.,  
48 Fineberg, N.A., Matthews, K., Jahanshahi, M., Robbins, T.W., Sahakian, B.J., Zrinzo, L., Hariz,  
49 M., Joyce, E.M., 2019. A Randomized Trial Directly Comparing Ventral Capsule and  
50 Anteromedial Subthalamic Nucleus Stimulation in Obsessive-Compulsive Disorder: Clinical



1 and Imaging Evidence for Dissociable Effects. *Biol Psychiatry* 85, 726–734.  
2 <https://doi.org/10.1016/j.biopsych.2019.01.017>

3  
4 Velloso, P., Piccinato, C., Ferrão, Y., Aliende Perin, E., Cesar, R., Fontenelle, L., Hounie, A.G., do  
5 Rosário, M.C., 2016. The suicidality continuum in a large sample of obsessive-compulsive  
6 disorder (OCD) patients. *Eur. Psychiatry* 38, 1–7. <https://doi.org/10.1016/j.eurpsy.2016.05.003>

7  
8 Viswanath, B., Narayanaswamy, J.C., Rajkumar, R.P., Cherian, A.V., Kandavel, T., Math, S.B.,  
9 Reddy, Y.C.J., 2012. Impact of depressive and anxiety disorder comorbidity on the clinical  
10 expression of obsessive-compulsive disorder. *Compr Psychiatry* 53, 775–782.  
11 <https://doi.org/10.1016/j.comppsy.2011.10.008>

12  
13 Weingarden, H., Renshaw, K.D., 2015. Shame in the obsessive compulsive related disorders: A  
14 conceptual review. *J Affect Disord* 0, 74–84. <https://doi.org/10.1016/j.jad.2014.09.010>

15  
16 Wittchen, H.U., Jacobi, F., Rehm, J., Gustavsson, A., Svensson, M., Jönsson, B., Olesen, J.,  
17 Allgulander, C., Alonso, J., Faravelli, C., Fratiglioni, L., Jennum, P., Lieb, R., Maercker, A., van  
18 Os, J., Preisig, M., Salvador-Carulla, L., Simon, R., Steinhausen, H.-C., 2011. The size and  
19 burden of mental disorders and other disorders of the brain in Europe 2010. *Eur*  
20 *Neuropsychopharmacol* 21, 655–679. <https://doi.org/10.1016/j.euroneuro.2011.07.018>

21

1 ***Declaration of competing interests:***

2 Prof. Naomi A. Fineberg declares that in the past 3 years she has held research or networking grants  
3 from the ECNP, UK NIHR, EU H2020, MRC, University of Hertfordshire; she has accepted travel  
4 and/or hospitality expenses from the BAP, ECNP, RCPsych, CINP, International Forum of Mood and  
5 Anxiety Disorders, World Psychiatric Association, Indian Association for Biological Psychiatry, Sun;  
6 she has received payment from Taylor and Francis and Elsevier for editorial duties. In the past 3  
7 years, she has accepted a paid speaking engagement in a webinar sponsored by Abbott. Previously,  
8 she has accepted paid speaking engagements in various industry supported symposia and has recruited  
9 patients for various industry-sponsored studies in the field of OCD treatment. She leads an NHS  
10 treatment service for OCD. She holds Board membership for various registered charities linked to  
11 OCD. She gives expert advice on psychopharmacology to the UK MHRA and NICE.

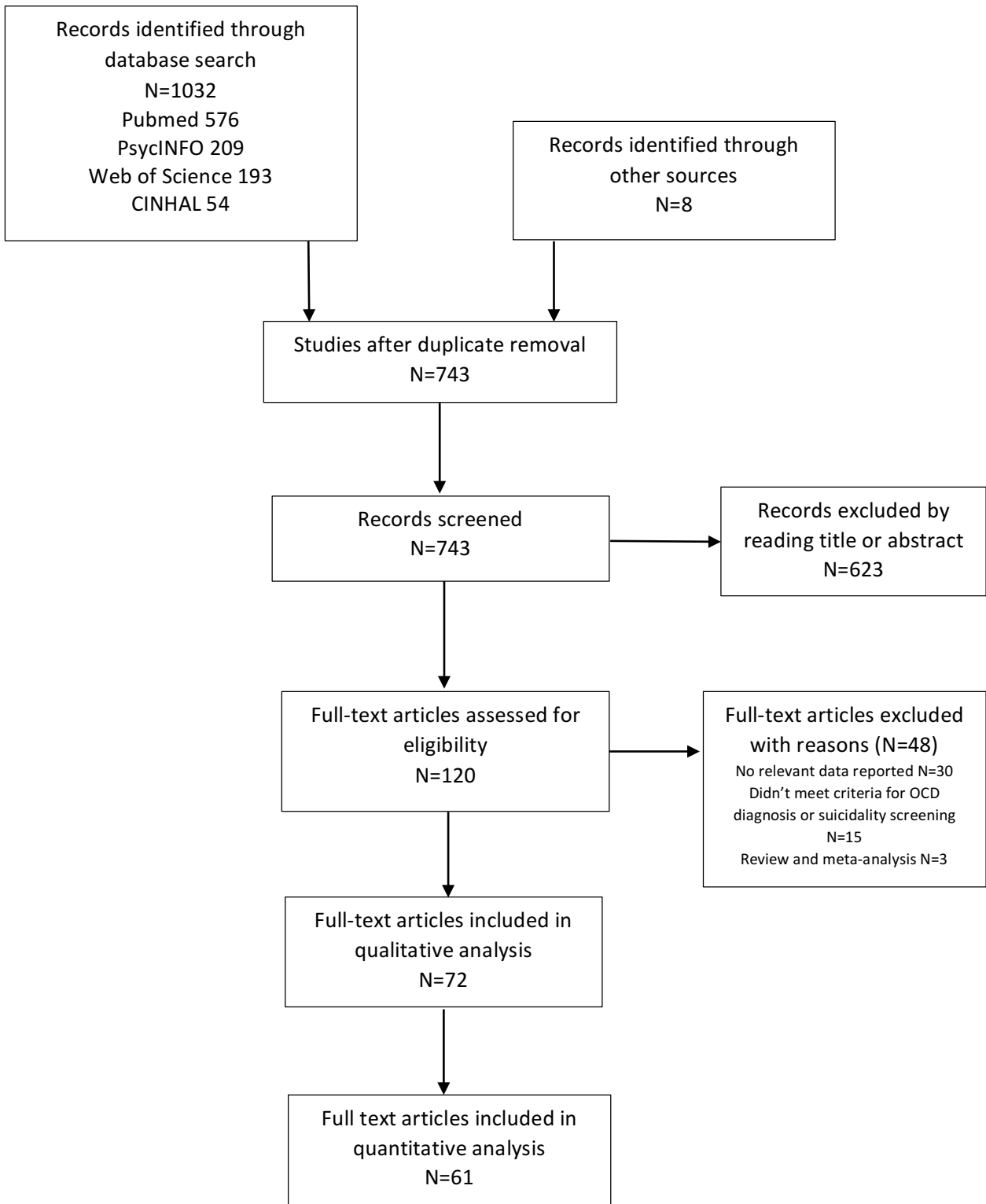
12 Prof. Umberto Albert declares that in the past 3 years has been a consultant and/or a speaker for  
13 Angelini, Neuraxpharm, Janssen Cilag, Lundbeck, Innova Pharma.

14 Prof. Giuseppe Maina declares that in the past 3 years has been a consultant and/or a speaker for  
15 Janssen Cilag, Otsuka, Angelini, Lundbeck, Boheringer, Innova Pharma.

16 Prof. Paola Rucci, Dr. Luca Pellegrini, Dr. Giacomo Casadei, Dr. Elisa Maietti report no financial  
17 relationships with commercial interests.

18  
19

1 Figure 1: Flow Chart of studies included in the meta-analysis  
2  
3



4  
5

1 Table 1 – Descriptive characteristics of studies included in the meta-analysis (N=61).  
 2  
 3

Study	Country	Study Design	Screening Tool for OCD	Screening Tool for Suicidality	Mode of Suicidality	Target Population	OCD Sample Size N	Men (%)	Age (years)
Aguglia et al. (2017)	Italy	Cross-sectional	Structured Clinical Interview for DSM-IV Axis I and II Disorders (SCID-I and -II), Yale–Brown Obsessive–Compulsive Scale (Y-BOCS)	Hamilton Anxiety Rating Scale (HARS) and 17-items Hamilton Depression Rating Scale (HDRS) - Time and methods of suicide attempts systematically assessed as part of clinical interview	Lifetime suicide attempts	Individuals with OCD and Y-BOCS $\geq 16$	104	59.62	M = 35.9 (SD = 14.0)
Alonso et al. (2010)	Spain	Prospective cohort	Structured Clinical Interview for DSM-IV Axis I Disorders-Clinician Version (SCID-CV), Yale–Brown Obsessive–Compulsive Scale (Y-BOCS)	Item 3 of the Hamilton Depression Rating Scale (HDRS), Beck Suicide Intent Scale (SIS)	Suicide attempts & Current suicidal ideation	Individuals with OCD	218	57.34	M = 31.3 (SD = 10.8) Range: 18-65
Angst et al. (2004)	Switzerland	Prospective cohort	Structured Psychopathological Interview and Rating of the Social Consequences for Epidemiology (SPIKE)	Open-ended question as part of clinical assessment	Suicide attempts	General population	111	49.55	n/r
Angst et al. (2005)	Switzerland	Prospective cohort	Structured Psychopathological Interview, Rating of the Social Consequences for Epidemiology (SPIKE)	Open-ended question as part of clinical assessment	Suicide attempts	General population	32	75.00	n/r
Apter et al. (2003)	France	Cross-sectional	Schedule for Affective Disorders and Schizophrenia – Childhood Version (K-SADS)	Childhood Suicide Potential Scale (CSPS)	Suicide attempts (past 6-month)	Adolescents from an inpatient unit	40	70.00	M = 16.44 (SD = 2.06)
Ay et al. (2018)	Turkey	Cross-sectional	OCD diagnosis criteria from DSM-5, Yale-Brown Obsessive-Compulsive Scale (Y-BOCS)	Suicide Probability Scale (SPS), Beck Depression Inventory (BDI), Beck Anxiety Inventory (BAI)	Suicide attempts	Individuals with OCD	67	47.76	M = 30.19 (SD = 9.06) Range: 18-65
Balci et al. (2010)	Turkey	Cross-sectional	Structured Clinical Interview for DSM-IV Axis I Disorders (SCID-I), Yale–Brown Obsessive–Compulsive Scale (Y-BOCS)	Scale for Suicidal Ideation (SSI)	Suicide attempts & Current suicidal ideation	Individuals with OCD and Y-BOCS score $\geq 16$	44	22.73	M = 34.72 (SD = 8.35)
Barzilay et al. (2018)	USA	Cross-sectional	Structured screening interview (GOASSESS) based on the Schedule for Affective Disorders and Schizophrenia – Childhood Version (K-SADS)	Direct question as part of the screening interview	Lifetime suicidal ideation	General population adolescents	2697	41.38	M = 15.8 (SD = 2.7) Range: 11-21
Batterham et al. (2017)	Australia	Cross-sectional	Online questionnaire based on DSM-5 diagnostic criteria	Online questionnaire specific items	Suicide attempts (past 30 days) & Current suicidal ideation	Adult social media users from the general population	447	n/r	n/r
Blanco-Vieira et al. (2019)	Brazil	Cross-sectional	Structured Clinical Interview for DSM-IV Axis I Disorders (SCID-I), Yale–Brown Obsessive–	Open-ended question as part of clinical interview	Suicide attempts	Individuals with OCD	955	41.88	M = 33 Range: 18-82

			Compulsive Scale (Y-BOCS), Dimensional Yale–Brown Obsessive–Compulsive Scale (DY- BOCS)						
Brakoulias et al. (2017)	International study	Cross-sectional	Structured Clinical Interview for DSM-IV Axis I Disorders (SCID-I), Mini International Neuropsychiatric Interview – plus version (MINI), Anxiety Disorder Interview Schedule for DSM-IV – lifetime version (ADIS), Yale–Brown Obsessive–Compulsive Scale (Y-BOCS)	Specifically designed clinical survey	Suicide attempts & Current suicidal ideation	Individuals with OCD	3711	49.15	M = 35.2 (SD = 11.9)
Breet et al. (2019)	South Africa	Cross-sectional	Structured Clinical Interview for DSM-IV Axis I Disorders (SCID-I), Yale–Brown Obsessive–Compulsive Scale (Y-BOCS), Dimensional Yale–Brown Obsessive–Compulsive Scale (DY-BOCS)	Specific item of the Disability Profile, suicide subsection of the Diagnostic Interview for Genetic Studies (DIGS 2.0)	Suicide attempts & Lifetime suicidal ideation	Individuals with OCD	496	48.19	M = 34.83 (SD = 11.82) Range: 18-75
Brown et al. (2018)	USA	Cross-sectional	Mini International Neuropsychiatric Interview (MINI), Yale–Brown Obsessive–Compulsive Scale (Y-BOCS)	Suicide item of the Beck Depression Inventory (BDI-II)	Current suicidal ideation	Treatment-seeking adults	124	n/r	n/r
Chakraborty et al. (2012)	India	Cross-sectional	Mini International Neuropsychiatric Interview (MINI), Yale–Brown Obsessive–Compulsive Scale (Y-BOCS)	Module C of the Mini International Neuropsychiatric Interview (MINI)	Suicide attempts	Individuals with OCD and Y-BOCS score $\geq 16$	200	53.00	M = 29.97 (SD = 9.52)
Chaudhary et al. (2017)	India	Cross-sectional	International Classification of Disease, 10 <sup>th</sup> edition criteria (ICD-10), Yale–Brown Obsessive–Compulsive Scale (Y-BOCS)	Columbia Suicide Severity Rating Scale (C-SSRS)	Suicide attempts & Current suicidal ideation	Individuals with OCD	50	60.00	n/r
Chia (1996)	Singapore	Cross-sectional	DSM-III criteria	open question clinical interview	Suicide attempts	Individuals with OCD	283	58.30	n/r
Cho et al. (2016)	South Korea	Cross-sectional	Korean version of the Composite International Diagnostic Interview (K-CIDI)	Specifically designed structured interview	Suicide attempts & Lifetime suicidal ideation	General population	40	n/r	Range: 18-64
De Berardis et al. (2014)	Italy	Cross-sectional	Structured Clinical Interview for DSM-IV Axis I Disorders (SCID-I), Yale–Brown Obsessive–Compulsive Scale (Y-BOCS)	Scale for Suicidal Ideation (SSI)	Suicide attempts	Individuals with OCD and Y-BOCS $\geq 16$	79	54.43	M = 28.7 (SD = 8.0) Range: 18-44
De Berardis et al. (2015)	Italy	Cross-sectional	Structured Clinical Interview for DSM-IV Axis I Disorders (SCID-I), Yale–Brown Obsessive–Compulsive Scale (Y-BOCS)	Scale for Suicidal Ideation (SSI)	Suicide attempts & Current suicidal ideation	Individuals with OCD and Y-BOCS $\geq 16$	104	50.00	M = 32.18 (SD = 8.0) Range: 18-45
Dell'Osso et al. (2013)	International Study	Cross-sectional	Mini International Neuropsychiatric Interview	Module C of the Mini International Neuropsychiatric Interview (MINI)	Suicide attempts	Individual with OCD	376	39.89	M = 42.7 (SD = 12.8)

			(MINI), Dimensional Yale–Brown Obsessive–Compulsive Scale (DY-BOCS), Yale–Brown Obsessive–Compulsive Scale (Y-BOCS)						
Dell'Osso et al. (2015)	International Study	Cross-sectional	Yale–Brown Obsessive–Compulsive Scale (Y-BOCS)	n/r	Suicide attempts	Individuals with OCD	483	39.96	M = 43.3 (SD = 13.1)
Dell'Osso et al. (2017)	International Study	Cross-sectional	Structured Clinical Interview for DSM-IV Axis I and II Disorders (SCID-I and -II), Yale–Brown Obsessive–Compulsive Scale (Y-BOCS)	Clinical interview	Suicide attempts	Individuals with OCD	425	42.35	M = 42.9 (SD = 12.6)
Dell'Osso et al. (2018)	Italy	Cross-sectional	DSM-5 diagnostic criteria for OCD	To-be-validated questionnaire	Suicide attempts & Lifetime suicidal ideation	Individuals with OCD	132	48.48	M = 37.4 (SD = 13.4)
Dhyani et al. (2013)	India	Cross-sectional	Structured Clinical Interview for DSM-IV Axis I and II Disorders (SCID-I), Yale–Brown Obsessive–Compulsive Scale (Y-BOCS)	Scale for Suicidal Ideation (SSI), Beck Hopelessness Scale (BHS)	Suicide attempts & Current suicidal ideation	Individuals with OCD	52	65.38	Range: 18-45
Dominigues-Castro et al. (2019)	Brazil	Cross-sectional	Structured Clinical Interview for DSM-IV Axis I and II Disorders (SCID-I and -II), Yale–Brown Obsessive–Compulsive Scale (Y-BOCS), Dimensional Yale–Brown Obsessive–Compulsive Scale (DY-BOCS)	Specifically designed questionnaire	Suicide attempts & Lifetime suicidal ideation	Individuals with OCD	955	41.88	M = 35.8 (SD = 12.5)
Dos Santos-Ribeiro et al. (2016)	Brazil	Cross-sectional	Structured Clinical Interview for DSM-IV Axis I and II Disorders (SCID-I and -II), Dimensional Yale–Brown Obsessive–Compulsive Scale (DY-BOCS)	Assessment package	Suicide attempts & Current suicidal ideation	Individuals with OCD	1001	43.16	M = 34.81 (SD = 12.7)
Fernandez de la Cruz et al. (2016)	Sweden	Cross-sectional	International Classification of Diseases, 8 <sup>th</sup> , 9 <sup>th</sup> , or 10 <sup>th</sup> edition criteria (ICD-8, -9, or -10)	Data collected from hospital admission reports or national cause of death registers	Suicide attempts	Individuals with OCD	36788	43.48	n/r
Fontenelle et al. (2012)	Brazil	Cross-sectional	Structured Clinical Interview for DSM-IV Axis I Disorders (SCID-I), Yale–Brown Obsessive–Compulsive Scale (Y-BOCS), Dimensional Yale–Brown Obsessive–Compulsive Scale (DY-BOCS)	Beck Depression Inventory (BDI), Beck Anxiety Inventory (BAI)	Suicide attempts, Current & Lifetime suicidal ideation	Individuals with OCD	957	43.05	M = 34.7 (SD = 11.1)
Gentil et al. (2008)	Brazil	Cross-sectional	Structured Clinical Interview for DSM-IV Axis I Disorders (SCID-I), Yale–Brown Obsessive–Compulsive Scale (Y-BOCS), Dimensional Yale–Brown Obsessive–Compulsive Scale (DY-BOCS)	Beck Depression Inventory (BDI), Beck Anxiety Inventory (BAI)	Suicide attempts & Lifetime suicidal ideation	Individuals with OCD	630	43.65	n/r

Goodwin et al. (2002)	USA	Cross-sectional	National Anxiety Disorders Screening Day survey (NADSD)	National Anxiety Disorders Screening Day survey (NADSD)	Current suicidal ideation	General Population	3069	30.99	n/r
Gupta et al. (2014)	India	Cross-sectional	Structured Clinical Interview for DSM-IV Axis I Disorders – Clinician Version (SCID-CV), Yale–Brown Obsessive–Compulsive Scale (Y-BOCS)	Scale for Suicidal Ideation (SSI), Columbia Suicide Severity Rating Scale (C-SSRS)	Suicide attempts, Current & Lifetime suicidal ideation	Individuals with OCD	130	53.85	M = 31.6 (SD = 9.4) Range: 18-60
Hantouche et al. (2003)	France	Cross-sectional	DSM-IV diagnostic criteria for OCD	Specifically designed self-assessment questionnaire	Suicide attempts & Lifetime suicidal ideation	Individuals with OCD	574	43.90	M = 35.5 (SD = 9.16)
Hollander et al. (1996)	USA	Cross-sectional	Diagnostic Interview Schedule (DIS)	Diagnostic Interview Schedule (DIS)	Suicide attempts	General Population	406	34.24	n/r
Hung et al. (2010)	Taiwan	Cross-sectional	DSM-IV diagnostic criteria for OCD, Yale–Brown Obsessive–Compulsive Scale (Y-BOCS)	Beck Scale for Suicidal Ideation (BSS), Beck Depression Inventory II (BDI-II), Beck Anxiety Inventory (BAI)	Current suicidal ideation	Individuals with OCD	128	64.06	M = 33.21 (SD = 7.52) Range: 15-55
Jaisoorya et al. (2015)	India	Cross-sectional	Self-administered questionnaire based on the Clinical Interview Schedule – Revised (CIS-R) and the Composite International Diagnostic Interview (CIDI)	Specific items as part of the survey	Suicide attempts & Lifetime suicidal ideation	General population students (High school)	61	70.49	M = 15.5 (SD = 1.5) Range: 12-18
Jaisoorya et al. (2017)	India	Cross-sectional	Self-administered questionnaire based on the Clinical Interview Schedule – Revised (CIS-R) and the Composite International Diagnostic Interview (CIDI)	Specific items as part of the survey	Suicide attempts, Lifetime suicidal ideation & Suicidality	General population students (College)	164	37.20	Range: 18-25
Kamath et al. (2007)	India	Cross-sectional	Structured Clinical Interview for DSM-IV Axis I Disorders (SCID-I), Yale–Brown Obsessive–Compulsive Scale (Y-BOCS)	Scale for Suicide Ideation (SSI)	Suicide attempts, Current & Lifetime Suicidal ideation	Individuals with OCD	100	59.00	M = 27.03 (SD = 9.92)
Khosravani et al. (2017)	Iran	Cross-sectional	Structured Clinical Interview for DSM-IV Axis I Disorders - Patient Version (SCID-P), Yale–Brown Obsessive–Compulsive Scale (Y-BOCS), Dimensional Obsessive-Compulsive Scale (DOCS)	Scale for Suicide Ideation (SSI), clinical interview for previous suicide attempts	Suicide attempts & Current suicidal ideation	Individuals with OCD	60	48.33	M = 33.87 (SD = 12.7) Range: 18-75
Khosravani et al. (2017b)	Iran	Cross-sectional	Structured Clinical Interview for DSM-IV Axis I Disorders – Patient Version (SCID-P), Yale–Brown Obsessive–Compulsive Scale (Y-BOCS)	Scale for Suicide Ideation (SSI), clinical interview for previous suicide attempts	Suicide attempts & Current suicidal ideation	Individuals with OCD and at least one lifetime suicide attempt	70	50.00	M = 35.43 (SD = 11.79) Range: 15-80
Kim et al. (2016)	South Korea	Cross-sectional	Structured Clinical Interview for DSM-IV Axis I Disorders - Patient Version (SCID-P), Yale–Brown	Scale for Suicide Ideation (SSI), clinical interview for previous suicide attempts	Suicide attempts & Current	Individuals with OCD	81	61.73	M = 28.3 (SD = 6.41)

			Obsessive–Compulsive Scale (Y-BOCS), Dimensional Obsessive-Compulsive Scale (DOCS)		suicidal ideation				
Mahasuar et al. (2011)	India	Cross-sectional	Structured Clinical Interview for DSM-IV Axis I and II Disorders (SCID-I and -II), Yale–Brown Obsessive–Compulsive Scale (Y-BOCS)	Scale for Suicide Ideation (SSI), Hamilton Depression Rating Scale (HDRS)	Suicide attempts	Individuals with OCD and at least one lifetime maniac episode	91	72.53	M = 29.0 (SD = 5.84)
Maina et al. (2006)	Italy	Cross-sectional	Structured Clinical Interview for DSM-IV Axis I Disorders (SCID-I), Yale–Brown Obsessive–Compulsive Scale (Y-BOCS)	Item 3 of the Hamilton Depression Rating Scale (HDRS)	Current suicidal ideation	Individuals with OCD and Y-BOCS ≥ 16	167	48.50	M = 35.46 (SD = 12.1)
Maina et al. (2007)	Italy	Cross-sectional	Structured Clinical Interview for DSM-IV Axis I Disorders (SCID-I), Yale–Brown Obsessive–Compulsive Scale (Y-BOCS)	Item 3 of the Hamilton Depression Rating Scale (HDRS)	Suicide attempts & Current suicidal ideation	Individuals with OCD and Y-BOCS ≥ 16	116	52.59	M = 35.0 (SD = 9.42)
Moreira et al. (2013)	Brazil	Cross-sectional	Structured Clinical Interview for DSM-IV Axis I Disorders (SCID-I), Yale–Brown Obsessive–Compulsive Scale (Y-BOCS), Dimensional Yale–Brown Obsessive–Compulsive Scale (DY-BOCS)	Beck Depression Inventory II (BDI-II), Beck Anxiety Inventory (BAI)	Suicide attempts & Lifetime suicidal ideation	Women with OCD	455	0.00	M = 34.9 (SD = 8.5)
Peles et al. (2009)	Israel	Cross-sectional	Yale–Brown Obsessive–Compulsive Scale (Y-BOCS)	Structured questionnaire	Suicide attempts	Individuals with OCD	67	50.75	n/r
Phillips et al. (2007)	USA	Cross-sectional	Structured Clinical Interview for DSM-IV Axis I and II Disorders (SCID-I and -II), Yale–Brown Obsessive–Compulsive Scale (Y-BOCS)	Semi-structured interview	Suicide attempts & Lifetime suicidal ideation	Individuals with OCD or BDD	250	43.60	M = 39.3 (SD = 10.7)
Sallet et al. (2010)	Brazil	Cross-sectional	Structured Clinical Interview for DSM-IV Axis I Disorders (SCID-I), Yale–Brown Obsessive–Compulsive Scale (Y-BOCS), Dimensional Yale–Brown Obsessive–Compulsive Scale (DY-BOCS)	Beck Depression Inventory II (BDI-II), Beck Anxiety Inventory (BAI)	Suicide attempts	Individuals with OCD	815	41.72	M = 34.9 (SE=1.51)
Saraf et al. (2017)	India	Cross-sectional	Mini International Neuropsychiatric Interview (MINI), Yale–Brown Obsessive–Compulsive Scale (Y-BOCS)	Open question as part of clinical interview	Suicide attempts	Individuals with OCD	171	66.67	M = 28.9 (SD = 9.52) Range: 16-65
Sareen et al. (2005)	Netherlands	Prospective cohort	Computerized version of the Composite International Diagnostic Interview (CIDI)	Items from the Composite International Diagnostic Interview (CIDI)	Suicide attempts & Lifetime suicidal ideation	General population	61	n/r	n/r
Sidorchuk et al. (2019)	Sweden	Prospective cohort	International Classification of Diseases, 8 <sup>th</sup> , 9 <sup>th</sup> , or 10 <sup>th</sup> edition criteria (ICD-8, -9, or -10)	Swedish national registers	Suicide attempts	General population	21.859	42.41	n/r



Skapinakis et al. (2019)	Greece	Cross-sectional	Clinical Interview Schedule – Revised (CIS-R)	Specific items of the Greek Psychiatric Morbidity Survey	Current suicidal ideation	General population	83	37.35	Range: 18-70
Storch et al. (2015)	USA	Cross-sectional	Schedule for Affective Disorders and Schizophrenia for School-Age Children – Present and Lifetime (K-SADS-PL), Children’s Yale–Brown Obsessive–Compulsive Scale (CY-BOCS), CY-BOCS Symptom Checklist	Suicidal Ideation Questionnaire – JR (SIQ-JR)	Current suicidal ideation	Youth with OCD	54	61.11	M = 11.87 (SD = 3.22) Range: 7-17
Storch et al. (2017)	USA	Cross-sectional	Yale–Brown Obsessive–Compulsive Scale – Self Report (Y-BOCS-SR), Obsessive Compulsive Inventory – Revised (OCI-R)	Columbia Suicide Severity Rating Scale (C-SSRS)	Current suicidal ideation	Individuals with OCD	101	44.55	M = 31.07 (SD = 28.30)
Tavares et al. (2012)	Brazil	Cross-sectional	Mini International Neuropsychiatric Interview (MINI)	Mini International Neuropsychiatric Interview (MINI)	Suicidality	Postpartum Women	48	0.00	n/r
Torres et al. (2006)	Britain	Cross-sectional	Clinical Interview Schedule – Revised (CIS-R)	Composite International Diagnostic Interview (CIDI)	Suicide attempts & Lifetime suicidal ideation	Individuals with OCD	114	39.47	Range: 16-74
Torres et al. (2007)	Brazil	Cross-sectional	DSM-IV diagnostic criteria for OCD, Yale–Brown Obsessive–Compulsive Scale (Y-BOCS)	Specifically designed questionnaire	Suicide attempts, Current & Lifetime Suicidal ideation	Individuals with OCD	50	44.00	M = 36.5 (SD = 12.18) Range: 17-65
Torres et al. (2011)	Brazil	Cross-sectional	Structured Clinical Interview for DSM-IV Axis I Disorders (SCID-I), Yale–Brown Obsessive–Compulsive Scale (Y-BOCS), Dimensional Yale–Brown Obsessive–Compulsive Scale (DY-BOCS)	Specifically designed questionnaire	Suicide attempts, Current & Lifetime Suicidal ideation	Individuals with OCD	582	43.64	M = 34.74 (SE=0.52)
Torres et al. (2013)	Brazil	Cross-sectional	Structured Clinical Interview for DSM-IV Axis I Disorders (SCID-I), Yale–Brown Obsessive–Compulsive Scale (Y-BOCS), Dimensional Yale–Brown Obsessive–Compulsive Scale (DY-BOCS)	Specifically designed questionnaire	Suicide attempts, Current & Lifetime Suicidal ideation	Individuals with OCD	955	41.88	M = 35.8 (SD = 12.4)
Torresan et al. (2013)	Brazil	Cross-sectional	Structured Clinical Interview for DSM-IV Axis I Disorders (SCID-I), Yale–Brown Obsessive–Compulsive Scale (Y-BOCS), Dimensional Yale–Brown Obsessive–Compulsive Scale (DY-BOCS)	Specifically designed questionnaire	Suicide attempts & Lifetime suicidal ideation	Individuals with OCD	858	41.26	M = 35.4 (SD = 12.1) Range: 18-77
Velloso et al. (2016)	Brazil	Cross-sectional	Structured Clinical Interview for DSM-IV Axis I Disorders (SCID-	Specifically designed questionnaire	Suicide attempts &	Individuals with OCD	548	45.99	M = 34.3 (SD = 11.3)

			I), Yale–Brown Obsessive–Compulsive Scale (Y-BOCS), Dimensional Yale–Brown Obsessive–Compulsive Scale (DY-BOCS)		Current suicidal ideation				
Viswanath et al. (2012)	India	Cross-sectional	Mini International Neuropsychiatric Interview – plus version (MINI), Yale–Brown Obsessive–Compulsive Scale (Y-BOCS)	Mini International Neuropsychiatric Interview – plus version (MINI)	Suicide attempts & Current suicidal ideation	Individuals with OCD	545	60.92	M = 29.3 (SD = 10.6)

Note: M = mean; SD = standard deviation; n/r = not reported

1  
2  
3

1 Table 2 –Quality assessment of studies included in the meta-analysis (N=61)  
 2  
 3

Study	1	2	3	4	7	8	9	11	14	Score
Aguglia et al. (2017)	1	1	1	1	1	0	1	1	1	8
Alonso et al. (2010)	1	1	1	1	1	0	1	1	1	8
Angst et al. (2004)	1	1	1	1	1	1	1	0	0	7
Angst et al. (2005)	1	1	1	1	1	1	1	0	1	8
Apter et al. (2003)	1	1	1	1	0	1	1	1	1	8
Ay et al. (2018)	1	1	1	1	1	1	1	1	1	9
Balci et al. (2010)	1	1	1	1	1	1	1	1	1	9
Barzilay et al. (2018)	1	1	1	1	1	1	1	1	1	9
Batterham et al. (2017)	1	1	0	1	0	0	1	1	1	6
Blanco-Vieira et al. (2019)	1	1	1	1	1	1	1	1	0	8
Brakoulis et al. (2017)	1	1	1	0	1	0	1	1	0	6
Breet et al. (2019)	1	1	1	1	1	1	1	1	1	9
Brown et al. (2018)	1	1	1	1	1	0	1	1	1	8
Chakraborty et al. (2012)	1	1	1	1	1	1	1	1	1	9
Chaudhary et al. (2017)	1	1	1	1	1	0	1	1	1	8
Chia (1996)	1	1	1	1	1	0	1	0	0	6
Cho et al. (2016)	1	1	1	1	1	1	1	1	1	9
De Berardis et al. (2014)	1	1	1	1	1	1	1	1	1	9
De Berardis et al. (2015)	1	1	1	1	1	1	1	1	1	9
Dell'Osso et al. (2013)	1	1	1	1	1	1	1	1	1	9
Dell'Osso et al. (2015)	1	1	1	1	1	1	1	0	0	7
Dell'Osso et al. (2017)	1	1	1	1	1	0	1	0	1	7
Dell'Osso et al. (2018)	1	1	1	0	1	0	1	1	0	6
Dhyani et al. (2013)	1	1	0	1	1	1	1	1	0	7
Dominigues-Castro et al. (2019)	1	1	1	1	1	1	1	1	1	9
Dos Santos-Ribeiro et al. (2016)	1	1	1	1	1	1	1	1	0	8
Fernandez de la Cruz et al. (2016)	1	1	1	1	1	1	1	1	1	9
Fontenelle et al. (2012)	1	1	1	1	1	1	1	1	0	8
Gentil et al. (2008)	1	1	1	1	1	1	1	1	1	9
Goodwin et al. (2002)	1	1	0	1	1	0	1	1	0	6
Gupta et al. (2014)	1	1	1	1	1	0	1	1	1	8
Hantouche et al. (2003)	1	1	1	0	1	1	1	1	0	7
Hollander et al. (1996)	1	1	1	1	1	1	1	1	0	8
Hung et al. (2010)	1	1	1	1	1	1	1	1	1	9
Jaisoorya et al. (2015)	1	1	0	1	1	0	1	1	0	6
Jaisoorya et al. (2017)	1	1	0	1	1	1	1	1	1	8
Kamath et al. (2007)	1	1	1	1	1	0	1	1	0	7
Khosravani et al. (2017)	1	1	1	1	1	1	1	1	1	9
Khosravani et al. (2017b)	1	1	1	1	1	0	1	1	1	8
Kim et al. (2016)	1	1	1	1	1	0	1	1	1	8
Mahasuar et al. (2011)	1	1	1	1	1	1	1	1	1	9
Maina et al. (2006)	1	1	1	1	0	0	1	1	1	7
Maina et al. (2007)	1	1	1	1	1	1	1	1	1	9
Moreira et al. (2013)	1	1	1	1	1	1	1	1	1	9
Peles et al. (2009)	1	1	1	1	1	1	1	1	1	9
Phillips et al. (2007)	1	1	1	0	1	1	1	1	1	8
Sallet et al. (2010)	1	1	1	1	1	1	1	1	0	8
Saraf et al. (2017)	1	1	1	1	1	0	1	0	0	6
Sareen et al. (2005)	1	0	1	0	1	0	1	1	1	6
Sidorchuk et al. (2019)	1	1	1	1	1	0	1	1	1	8
Skapinakis et al. (2019)	1	1	1	1	0	1	1	1	1	8
Storch et al. (2015)	1	1	1	1	0	0	1	1	0	6
Storch et al. (2017)	1	1	1	1	0	0	1	1	0	6
Tavares et al. (2012)	1	1	1	1	1	0	1	1	1	8

Torres et al. (2006)	1	1	1	1	1	1	1	1	1	1	19
Torres et al. (2007)	1	1	1	1	1	0	1	1	1	1	8
Torres et al. (2011)	1	1	1	1	1	1	1	1	1	1	9
Torres et al. (2013)	1	1	1	1	1	1	1	1	1	1	9
Torresan et al. (2013)	1	1	1	1	1	1	1	1	1	1	9
Velloso et al. (2016)	1	1	1	1	1	0	1	1	1	1	8
Viswanath et al. (2012)	1	1	1	1	1	1	1	1	1	1	9

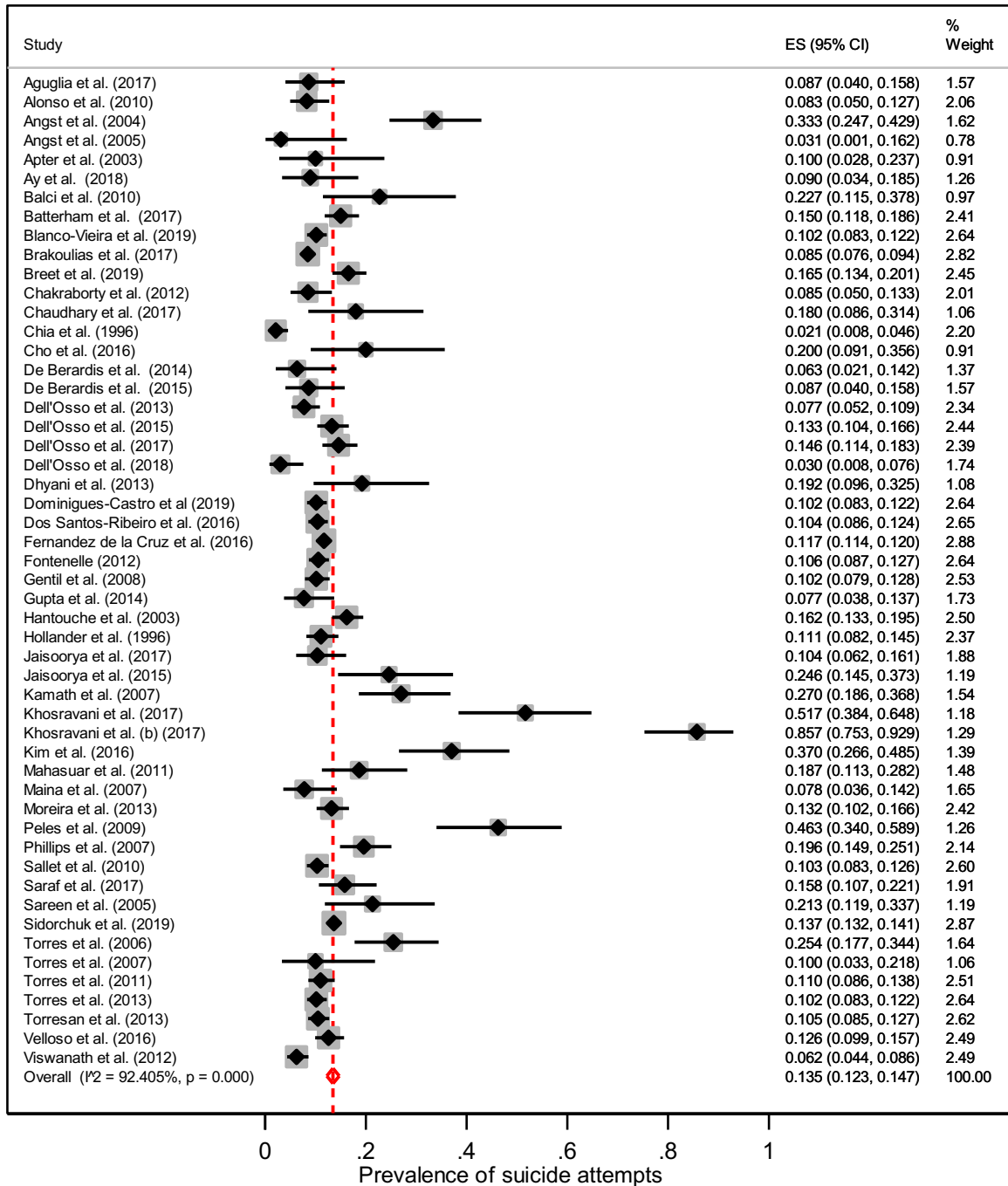
	1	2	3	4	7	8	9	11	8
<b>% positive answers</b>	100,0	98,4	91,8	91,8	90,2	60,7	100,0	90,2	70,5

13  
14  
15  
16  
17  
18  
19  
20  
21  
22  
23  
24  
25  
26  
27  
28  
29  
30

**Quality Assessment Tool for Observational Cohort and Cross-Sectional Studies (modified, 9 items)**

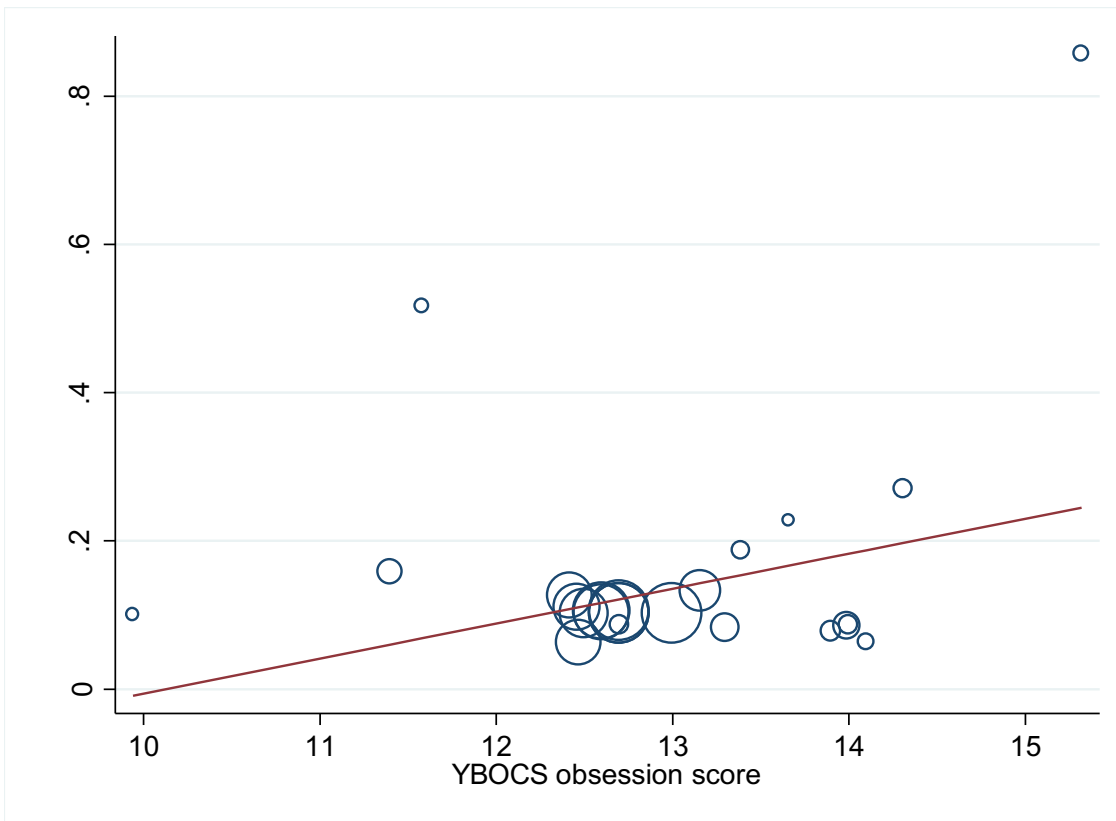
1. Was the research question or objective in this paper clearly stated?
2. Was the study population clearly specified and defined?
3. Was the participation rate of eligible person at least 50%?
4. Were all the subjects selected or recruited from the same or similar populations (including the same time-period)?  
Were inclusion and exclusion criteria for being in the study pre-specified and applied uniformly to all participants?
7. Was the timeframe sufficient so that one could reasonably expect to see an association between OCD and suicide attempts/suicidal ideation if existed? \*1=lifetime history of suicide attempts or suicidal ideation.
8. Did the study examine different levels of the OCD as related to suicide attempts/suicidal ideation (e.g. categories of OCD – with/without tic disorders, degree of insight – OCD symptoms, depressive symptoms)?
9. Were OCD diagnoses clearly defined, valid, reliable, and implemented consistently across all study participants?
11. Were suicide attempts/suicidal ideation clearly defined, valid, reliable, and implemented consistently across all study participants? \*1=assessed by structured or semi-structured clinical interview or by questionnaires?
14. Were key potential confounding variables measured and adjusted statistically for their impact on the relationship between OCD diagnoses and suicide attempts/suicidal ideation?

1 Figure 2 – Forest plot of the prevalence of lifetime suicide attempts in individuals with OCD.  
 2 Random-effects meta-analysis.  
 3  
 4



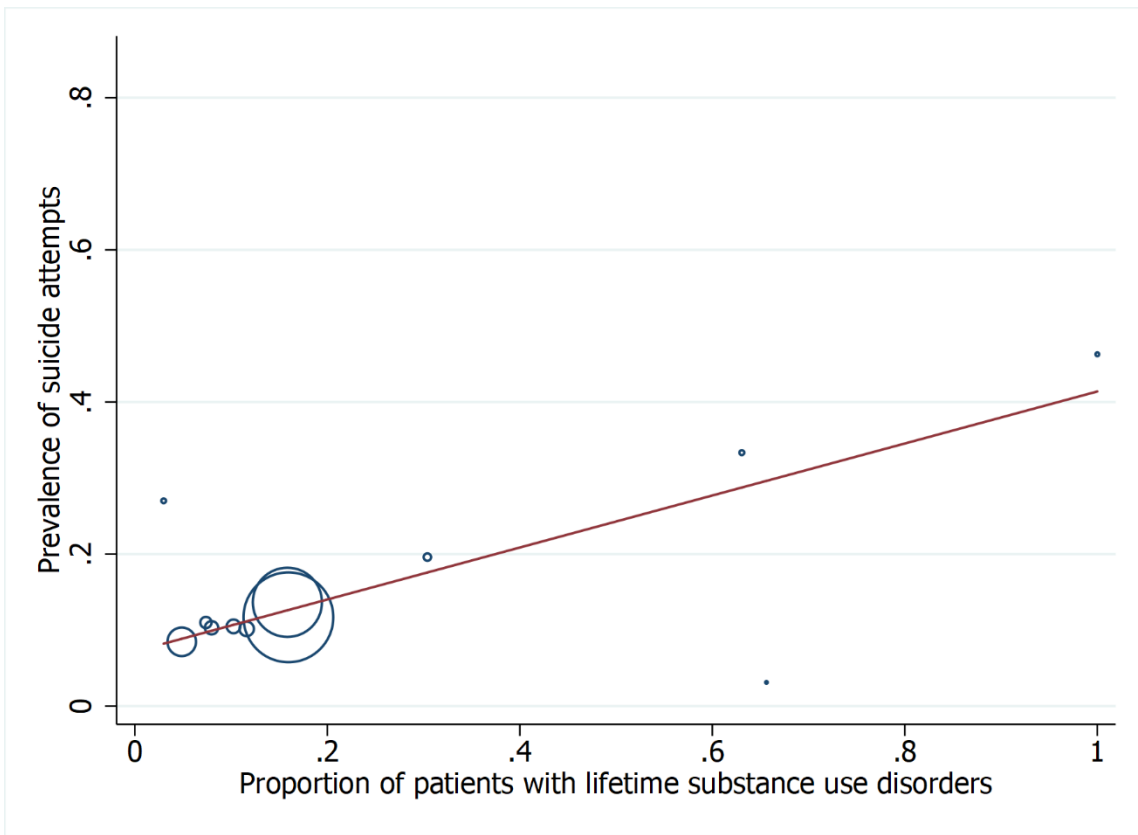
5  
6

1 Figure 3 – Scatter plots showing the significant association between the prevalence of suicide  
2 attempts (y axis) and the severity of obsessions, measured with the Y-BOCS obsession score (x axis).  
3  
4



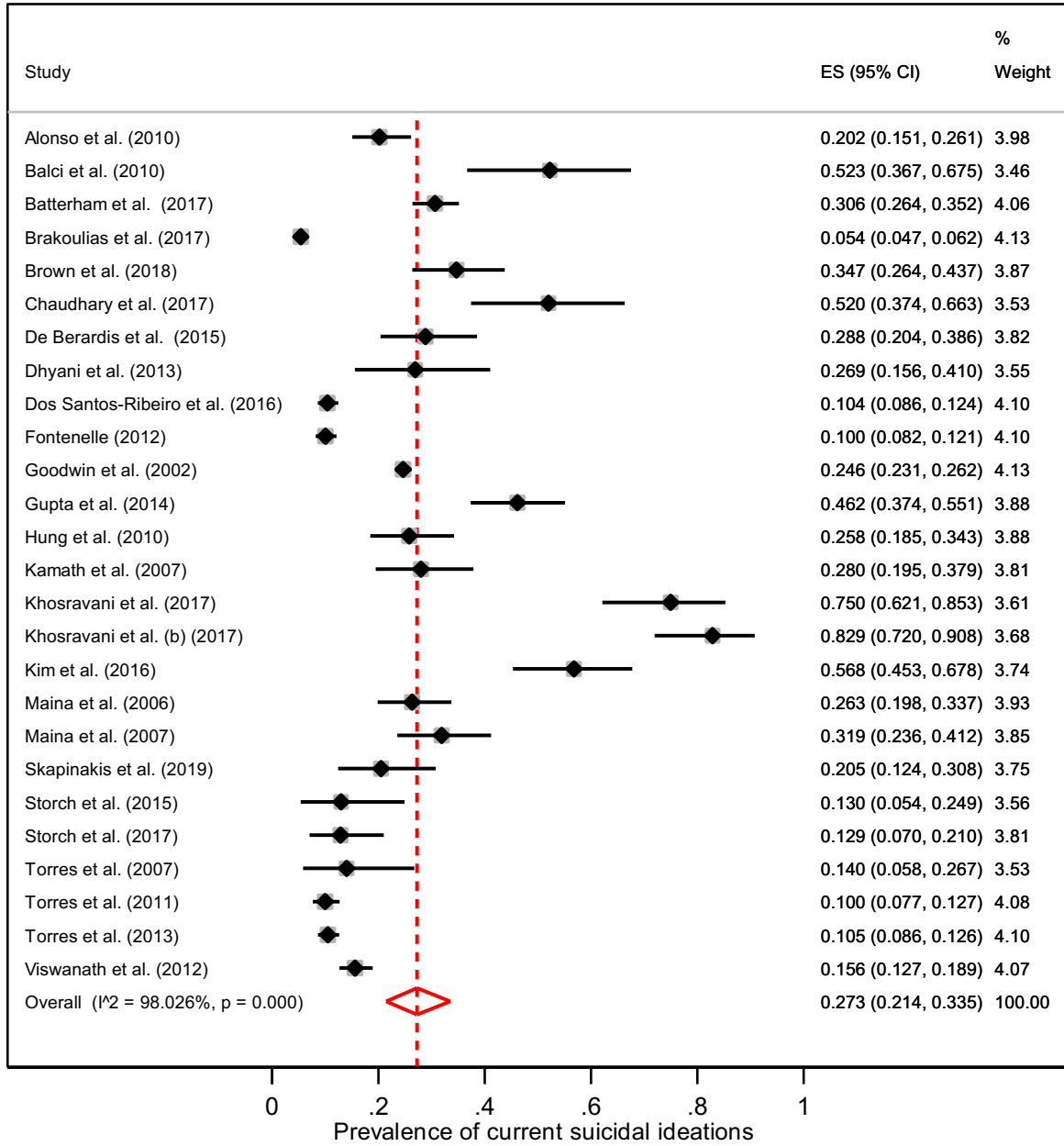
5  
6

1 Figure 4 – Scatter plot showing the significant association between the prevalence of suicide attempts  
2 (y axis) and the proportion with comorbid substance use disorders (x axis).  
3  
4



5  
6

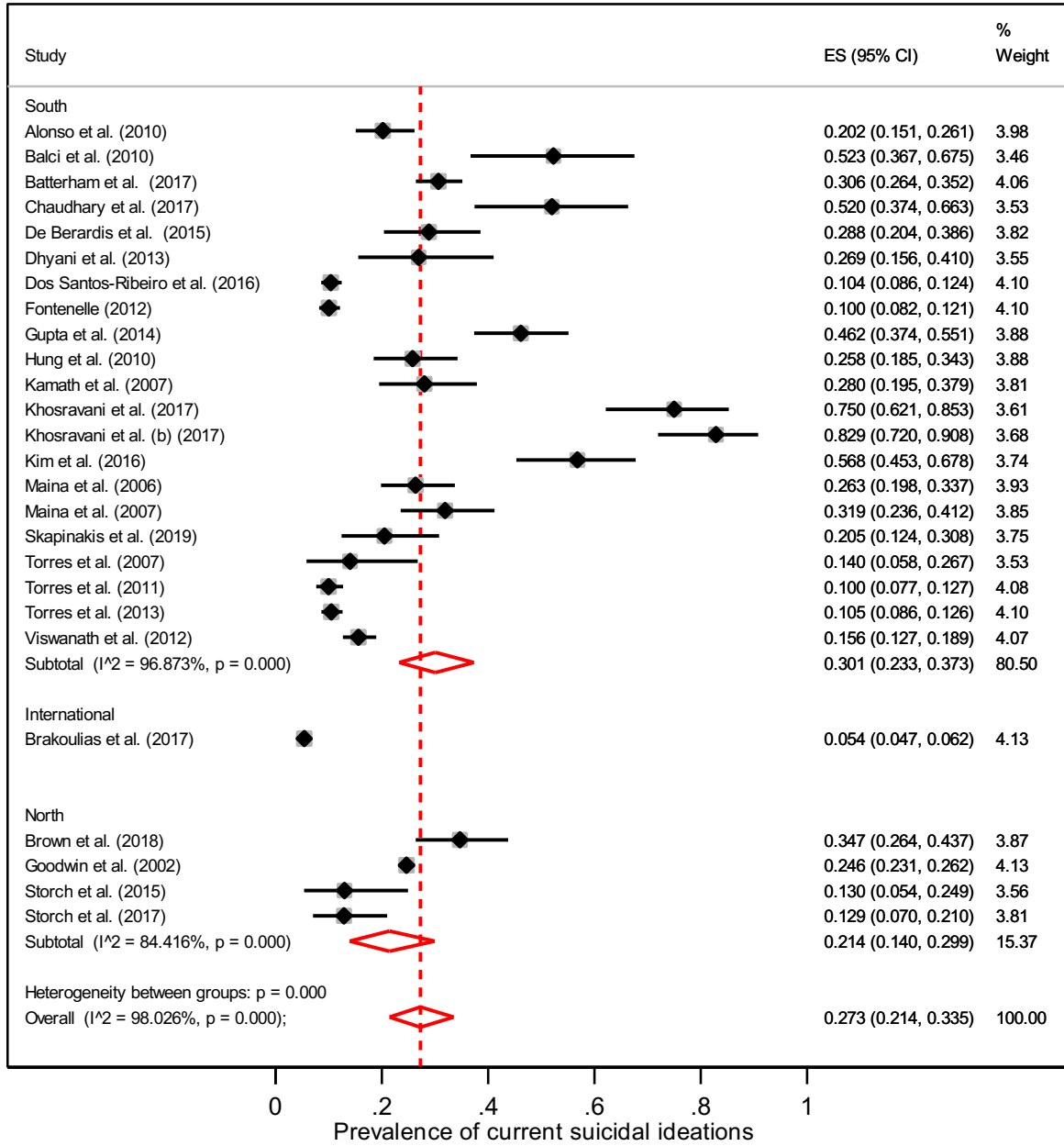
1 Figure 5 – Forest plot of the prevalence of current suicidal ideation in individuals with OCD. Random-  
 2 effects meta-analysis.  
 3  
 4



5  
6

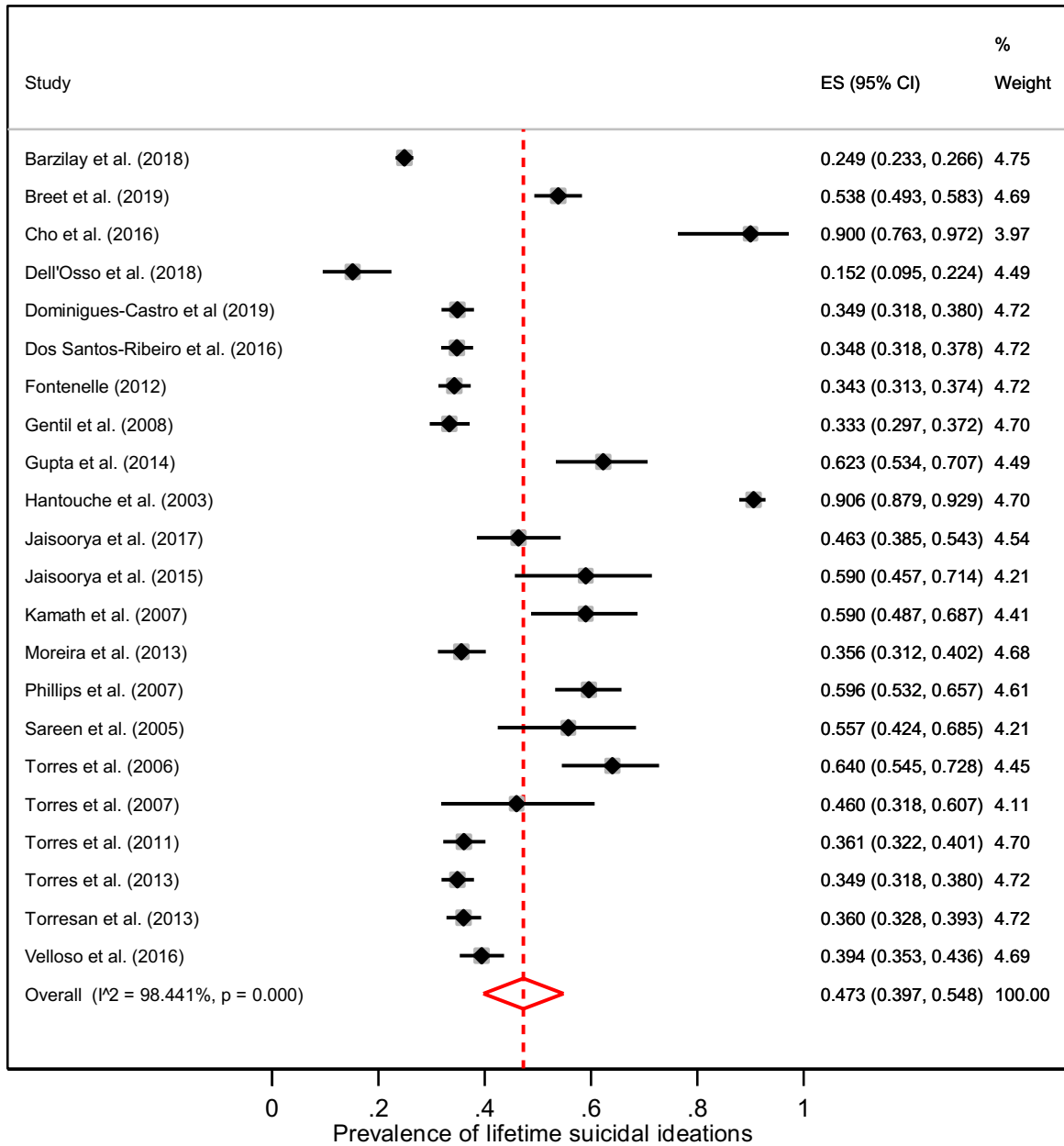


1 Figure 6 – Subgroup analysis of pooled prevalence of current suicidal ideation by country. Random-  
 2 effects meta-analysis.  
 3  
 4



5  
6

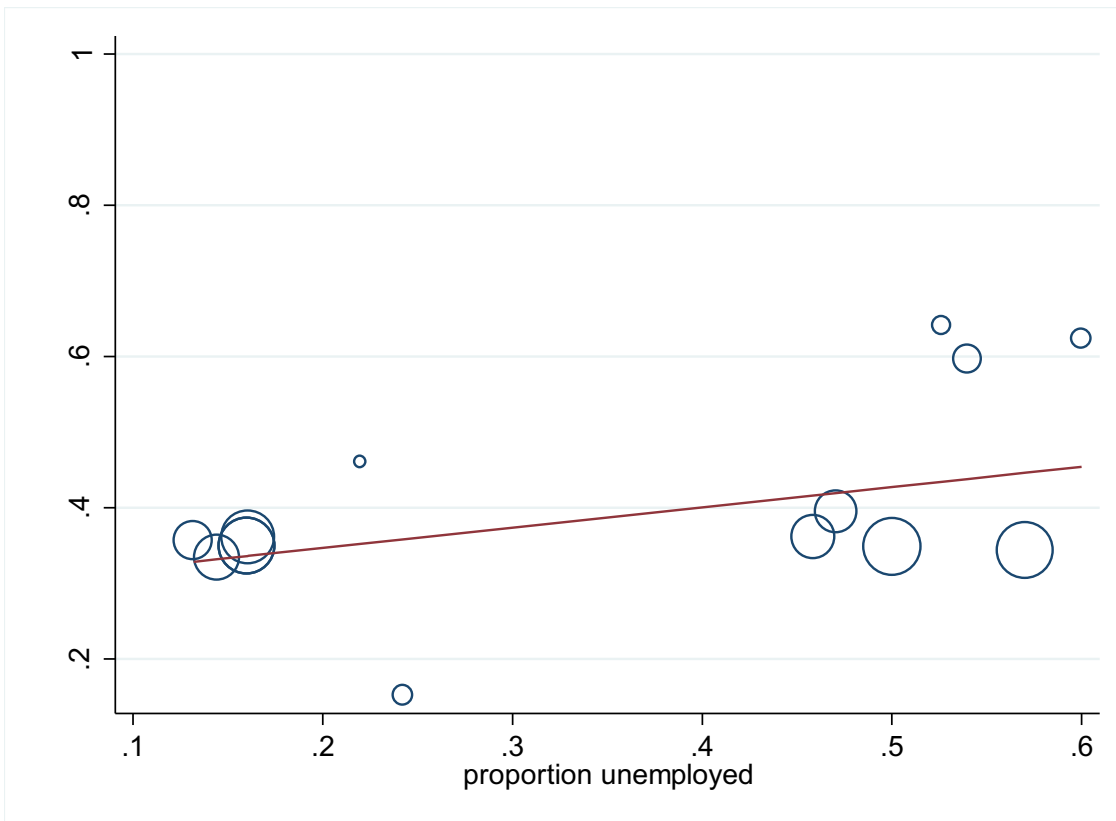
1 Figure 7– Forest plot of the pooled prevalence of lifetime suicidal ideation in individuals with OCD.  
 2 Random-effects meta-analysis.  
 3  
 4



5  
 6

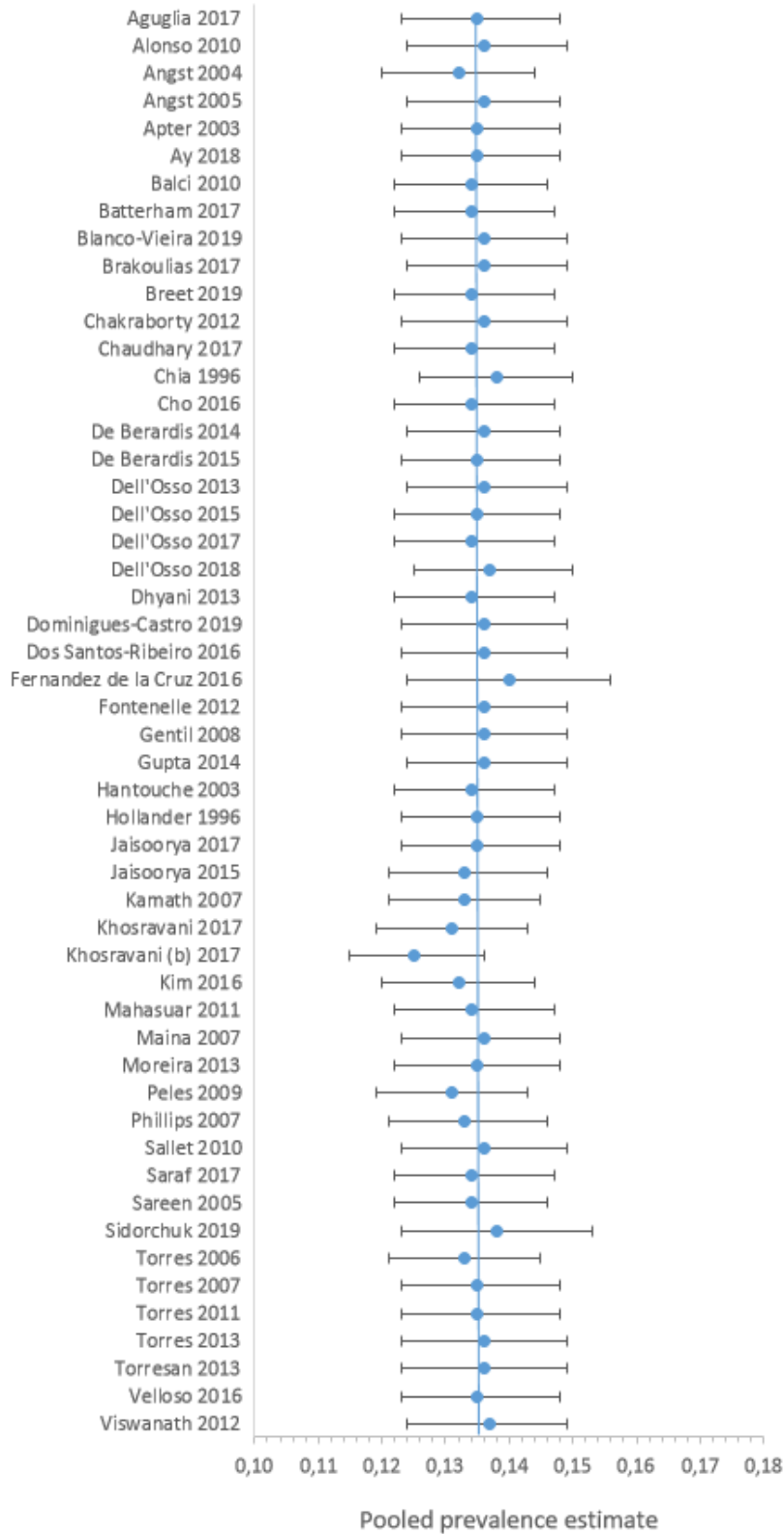
1 Figure 8 – Scatter plot showing the significant association between the prevalence of lifetime suicidal  
2 ideation (y axis) and the proportion unemployed (x axis).

3  
4



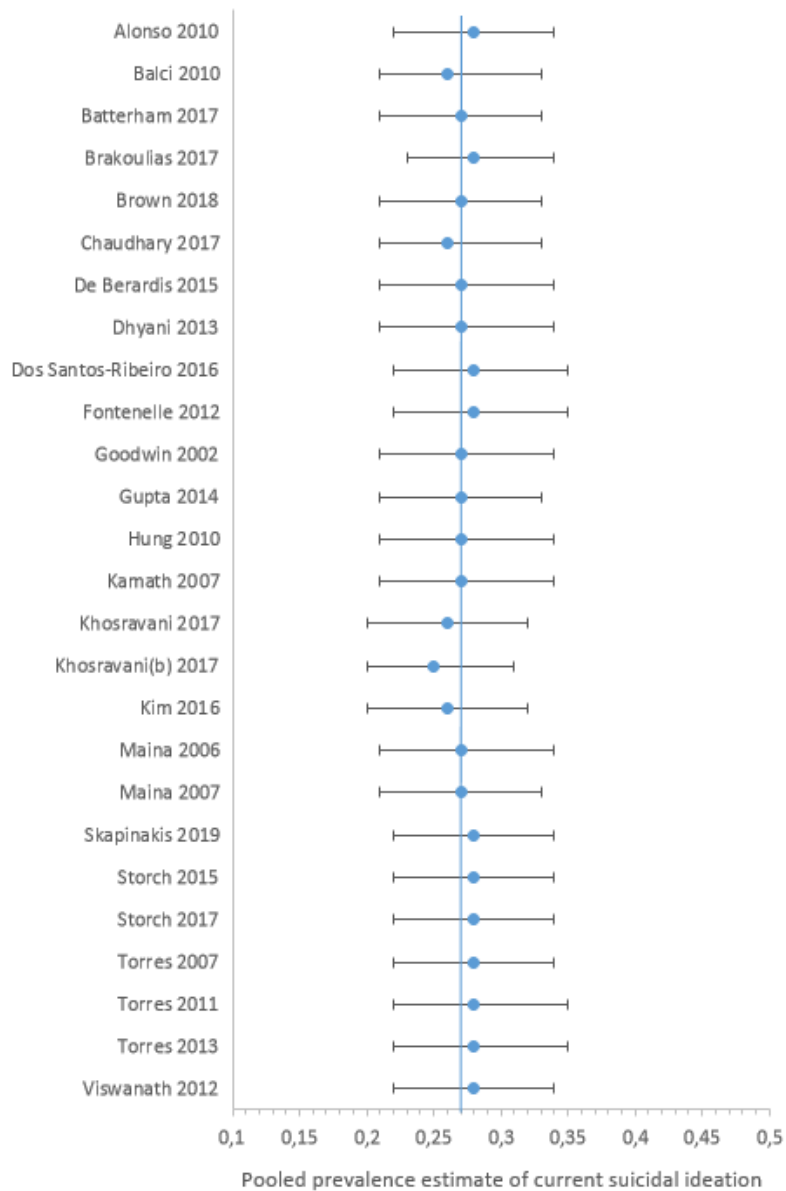
5  
6

1 Supplemental Figure 1 – Sensitivity analyses showing the pooled prevalence estimates of lifetime  
 2 suicide attempts when each single study was excluded in turn.  
 3  
 4



5  
6

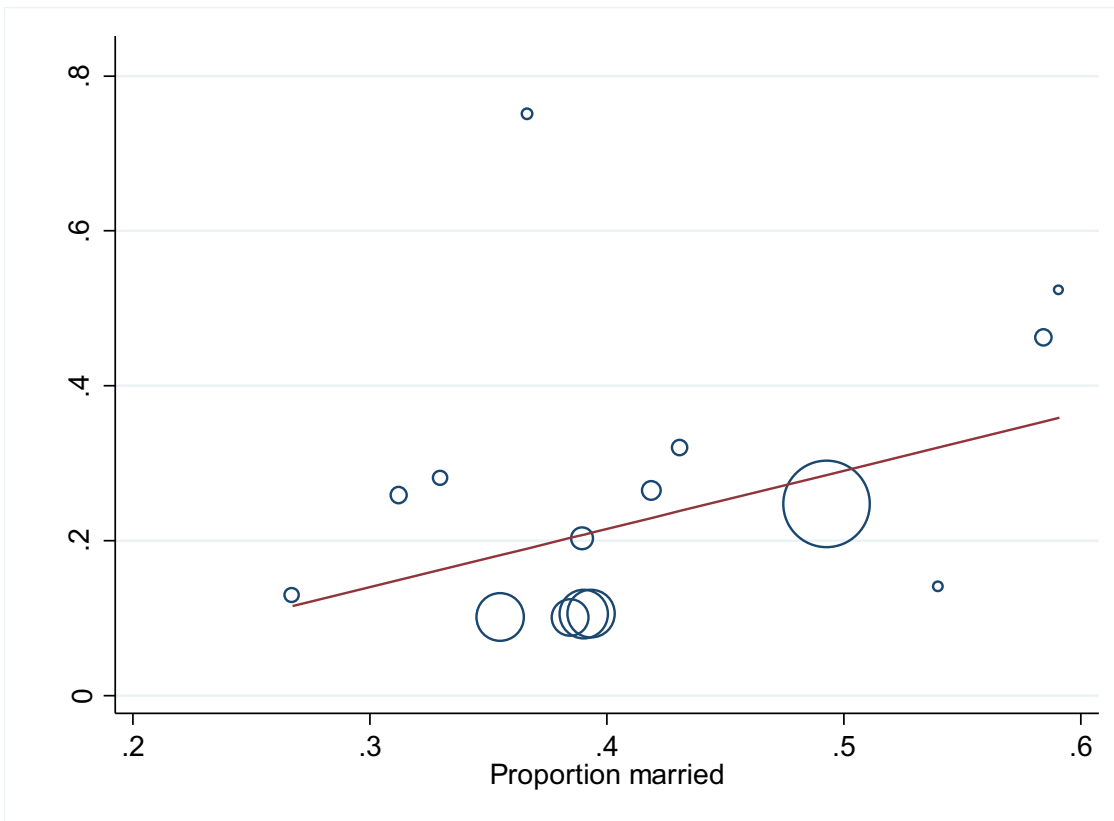
1 Supplemental Figure 2 – Sensitivity analyses showing the pooled prevalence estimates of current  
 2 suicidal ideation when each single study was excluded.  
 3  
 4



5  
6

1 Supplemental Figure 3 – Scatter plot showing the significant association between current suicidal  
2 ideation (y axis) and marital status (x axis).

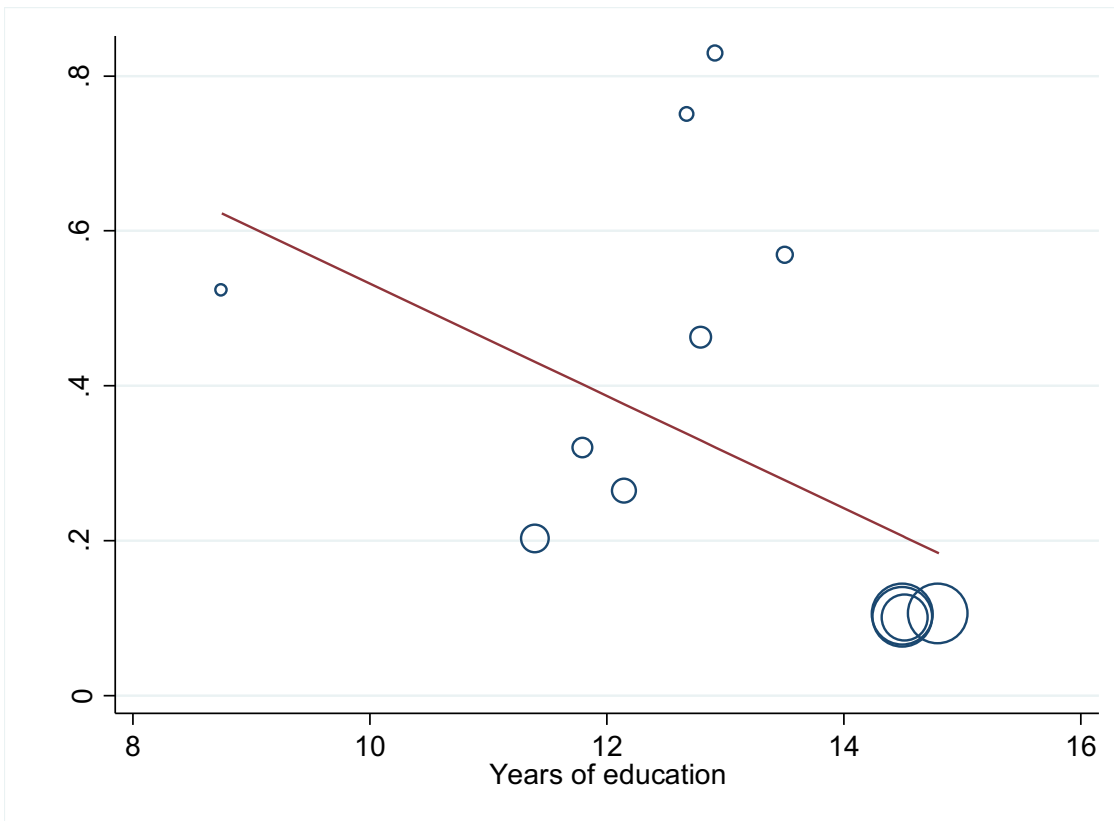
3  
4



5  
6

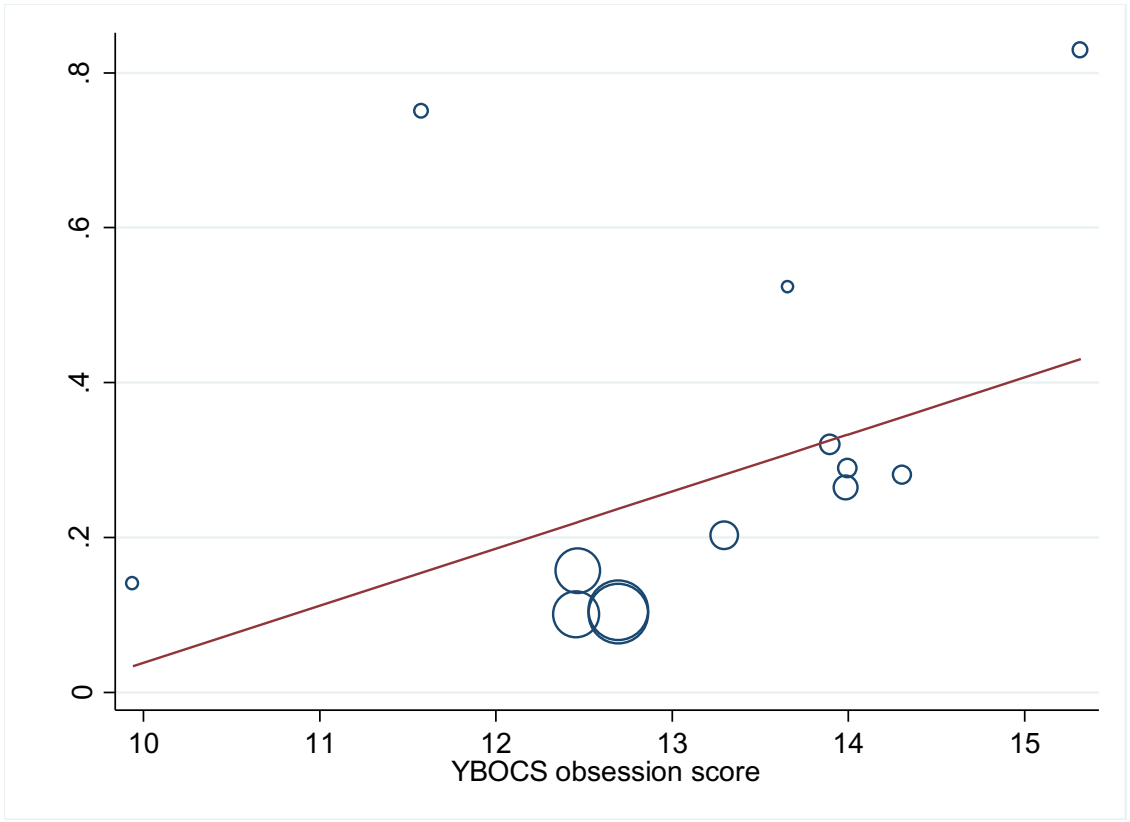
1 Supplemental Figure 4 – Scatter plot showing the significant association between current suicidal  
2 ideation (y axis) and years of education (x axis).

3  
4



5  
6

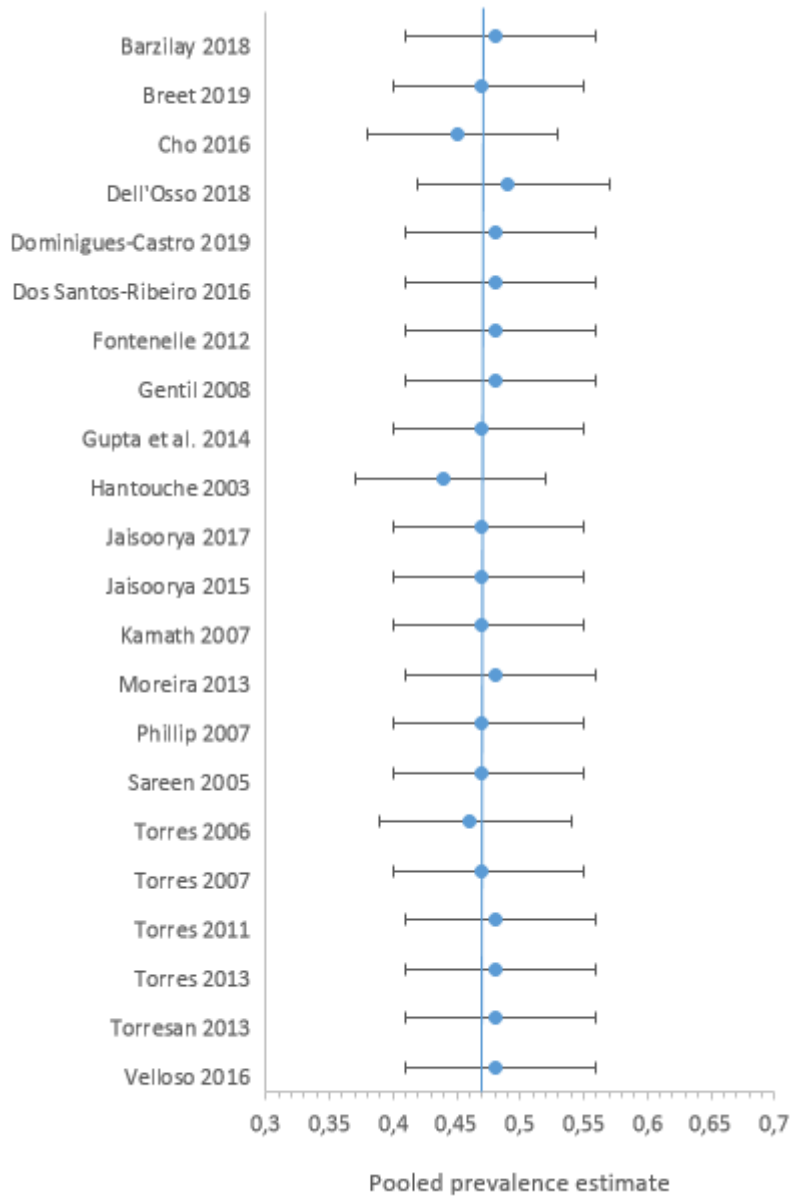
1 Supplemental Figure 5 – Scatter plots showing the significant positive association between current  
2 suicidal ideation rates (y axis) and the severity of obsessions as measured with the Y-BOCS obsession  
3 score (x axis).  
4  
5



6  
7



1 Supplemental Figure 6 – Sensitivity analyses showing the pooled prevalence estimates of lifetime  
2 suicidal ideation when each single study was excluded in turn.  
3  
4



5  
6