

Alma Mater Studiorum Università di Bologna
Archivio istituzionale della ricerca

Chemical, thermophysical, rheological, and microscopic characterisation of rubber modified asphalt binder exposed to UV radiation

This is the final peer-reviewed author's accepted manuscript (postprint) of the following publication:

Published Version:

Zadshir, M., Ploger, D., Yu, X., Sangiorgi, C., Yin, H. (2020). Chemical, thermophysical, rheological, and microscopic characterisation of rubber modified asphalt binder exposed to UV radiation. ROAD MATERIALS AND PAVEMENT DESIGN, 21(1), 123-139 [10.1080/14680629.2020.1736606].

Availability:

This version is available at: <https://hdl.handle.net/11585/810925> since: 2021-03-01

Published:

DOI: <http://doi.org/10.1080/14680629.2020.1736606>

Terms of use:

Some rights reserved. The terms and conditions for the reuse of this version of the manuscript are specified in the publishing policy. For all terms of use and more information see the publisher's website.

This item was downloaded from IRIS Università di Bologna (<https://cris.unibo.it/>).
When citing, please refer to the published version.

(Article begins on next page)

1 **Chemical, Thermophysical, Rheological, and Microscopic Characterization of Rubber**
2 **Modified Asphalt Binder Exposed to UV Radiation**

3
4
5
6
7
8 **Mehdi Zadshir**

9 Graduate Research Assistant

10 Department of Civil Engineering and Engineering Mechanics, Columbia University

11 610 Seeley W. Mudd, 500 West 120th Street, New York, NY 10027

12 Tel: (347) 515-3668; Email: m.zadshir@columbia.edu

13
14 **Desiree Ploger**

15 Graduate Research Assistant

16 Department of Civil, Chemical, Environmental, and Materials Engineering, University of

17 Bologna

18 Via Risorgimento, 2, 40136, Bologna, BO, Italy

19 Tel: (646) 945-1480; Email: desiree.ploger@studio.unibo.it

20
21 **Xiaokong Yu, Ph.D.**

22 Postdoctoral Research Associate

23 Department of Civil Engineering and Engineering Mechanics, Columbia University

24 610 Seeley W. Mudd, 500 West 120th Street, New York, NY 10027

25 Tel: (845) 486-4052; Email: xy2373@columbia.edu

26
27 **Cesare Sangiorgi, Ph.D.**

28 Associate Professor

29 Department of Civil, Chemical, Environmental, and Materials Engineering, University of

30 Bologna

31 Via Terracini, 28, 40131, Bologna, BO, Italy

32 Tel: +39 (051) 209-3526; Email: cesare.sangiorgi4@unibo.it

33
34 **Huiming Yin, Ph.D., Corresponding Author**

35 Associate Professor

36 Department of Civil Engineering and Engineering Mechanics, Columbia University

37 610 Seeley W. Mudd, 500 West 120th Street, New York, NY 10027

38 Tel: (212) 851-1648; Email: yin@civil.columbia.edu

39
40
41
42
43

1 **Abstract**

2 In this work, the effect of ultraviolet (UV) radiation on samples of asphalt binder mixed with crumb
3 rubber is studied. Two sets of samples are characterized using a PG 64-22 neat binder with
4 different percentages of rubber particles being 0, 16.6, and 20.0 wt.%. One set of the samples was
5 stored at ambient temperature (called the unaged set) and the other was inserted inside an
6 accelerated weathering tester for 100 hours (called the UV-aged set). Thermal conductivity,
7 chemical indices, rheology, and morphology of both sets of samples are tested using the flash
8 method, differential scanning calorimeter (DSC), Fourier-Transform Infrared Spectroscopy
9 (FTIR), dynamic shear rheometer (DSR), and Scanning Electron Microscope (SEM), respectively.
10 Results show that the addition of rubber leads to a reduction of specific heat for the rubber-
11 modified binders. Specific heat capacities of the three UV aged samples are larger than those of
12 their unaged counterparts, and the 16.6%-aged has the highest value. FTIR spectra of the three
13 unaged samples are very similar, whereas distinct changes occur after UV exposure. The
14 normalized absorbance of the peak associated with S=O group increases and the peak for the
15 aliphatic group decreases after UV aging, showing some evidence of oxidation due to UV aging.
16 Use of crumb rubber in the binder decreases the thermal conductivity and 20.0 wt.% sample is
17 even less conductive compared to the 16.6 wt.%. At all temperatures above 25°C, aged samples
18 have lower thermal conductivity than the unaged ones, except neat binder which is opposite.
19 Rheological measurements show that the complex modulus of the samples increases with the
20 addition of rubber particles and also after aging. However, 16.6% rubber-modified sample shows
21 the least increase in modulus after aging. Microscopic morphology shows that UV radiation causes
22 cracks in both neat and rubber modified binder. Smaller cracks are seen to form, and the cracked

1 pieces are stuck together in the rubber modified binders, whereas less cohesion between the cracks
2 is observed in the neat binder.

3

4 *Keywords:* Crumb Rubber, UV Aging, Asphalt Binder, Thermal Conductivity, Rheology,
5 Chemical Characterization, Surface Cracks

6

7 **Background**

8 Many researchers in recent years have studied the aging mechanism of asphalt binders by doing
9 laboratory experiments or computer simulations. Asphalt aging is explained by two main
10 mechanisms: the oxidization of functional groups in asphalt and the volatilization of its light
11 molecular components, which function as peptizing agents (Lu & Isacsson, 2002; Qin *et al.*, 2014a;
12 Yu *et al.*, 2014). Through these two aging mechanisms, the concentration of asphaltenes and resins
13 in asphalt binder often increases, making the binder stiffer and more brittle (Lu & Isacsson, 2002).
14 The aging mechanism for rubber modified binder is even more complex than the neat binder,
15 because of the dynamic nature of crumb rubber (CR) particles in the asphalt, and the effects of
16 time and temperature on the enhancement of the physical properties of the rubber-modified binder
17 (Bahia *et al.*, 1998). CR particles absorb aromatics in asphalt and swell three to five times their
18 original size at elevated temperatures (Medina & Underwood, 2017; Lo Presti, 2013). However,
19 they do not reach their maximum level of swelling during the interaction period (Abdelrahman &
20 Carpenter, 1999), which leads to the different behavior of asphalt binder during the aging processes
21 with oxidization, volatilization, and degradation (Huang & Pauli, 2008). It is known that polymeric
22 components can affect the aging mechanism of asphalt (Lu & Isacsson, 2002; Wu *et al.*, 2012;
23 Yildirim, 2007; Ruan *et al.*, 2003). Polymeric chains function as retardants in asphalt and hinder

1 the penetration of oxygen molecules while reducing the oxidization rate of asphalt's functional
2 groups (Lu & Isacsson, 1998; Lewandowski, 1994). Polymeric chains may degrade during aging
3 and consequently neutralize part of the physical hardening that occurs as a result of the oxidization
4 and volatilization of asphalt components (Ouyang *et al.*, 2006; Cortizo *et al.*, 2004).

5 Among all the environmental factors that affect the long-term performance of the pavement, the
6 photo-oxidation of the binder by the ultraviolet (UV) spectrum of sunlight is a phenomenon that
7 has gained more attention recently (Yi-Qiu *et al.*, 2008; Zadshir *et al.*, 2018). In general, the
8 physicochemical interactions between the asphalt and the crumb rubber (CR) particles that occur
9 when subjected to UV aging alter the thermophysical properties of the CR-modified binder and
10 accordingly, influencing the pavement's performance. One of the most important thermophysical
11 parameters of asphalt is its thermal conductivity that affects the heat transfer in asphalt pavements.
12 Specifically, the thermal conductivity of asphalt binders contributes to the temperature distribution
13 in asphalt pavements and thus, affects the viscoelastic modulus and the temperature profile near
14 the pavement surface (Mrawira & Luca, 2002).

15 In a substance with high thermal diffusivity, heat moves rapidly through the substance, and it
16 generally does not require much energy from its surroundings to reach thermal equilibrium and
17 vice versa (Pietrak & Wiśniewski, 2014). CR-modified binders deserve particular attention since
18 their thermal conductivities and diffusivities are affected by the ratio change (Chen *et al.*, 2015).
19 Rubber is usually applied as a thermal insulation material in buildings for its low thermal
20 conductivity and therefore, adding CR to the asphalt binder may influence the thermal conductivity
21 and the temperature distribution within the asphalt pavement, which consequently affects the
22 rutting resistance of pavement (Tarefder *et al.*, 2003).

1 The objective of this study is to investigate the influence of UV exposure on the chemical, thermal,
 2 rheological, and microscopic structure of a neat binder as well as modified ones with different
 3 contents of Crumb Rubber (CR) at their service temperatures. In the following, asphalt binders
 4 with different contents of crumb rubber powder (0%–neat binder, 16.6%, 20.0%) are prepared and
 5 then exposed to the ultraviolet rays. The aging effects due to the UV exposure and the role of
 6 crumb rubber modifier are evaluated with various chemical characterization tests and optical
 7 methods being FTIR, DSC, Nanoflash, DSR, and SEM.

8

9 **MATERIALS AND METHODS**

10 **Preparation of the Samples**

11 Neat binder (PG 64-22) was obtained from Peckham Industries, Inc. (Bronx, New York, USA).
 12 Characteristics of the neat binder as obtained from the supplier is shown in Table 1. Crumb rubber
 13 (CR) particles with an average size of 0.42 mm and a relative density of 0.46-0.51 g/cm³ were
 14 obtained from Albatros Ecologia Ambiente Sicurezza Soc. Cons. a r.l. (Italy). The rubber powder
 15 consists of vulcanized rubber polymer, carbon black, zinc oxide, magnesium silicate, aluminum
 16 silicate, and extender oil.

17 **Table 1 Penetration, Viscosity, and Specific Gravity of the Neat Binder PG 64-22.**

Property	Value
Penetration at 25°C (1/10 mm)	65
Viscosity at 135°C (cSt)	493
Viscosity at 165°C (cSt)	135
Specific gravity at 15°C	1.043
Specific gravity at 25°C	1.037

18


1 To make CR-modified binder, ASTM D6114M-09 standard suggests that rubber-modified binder
2 should have at least 15 wt.% of rubber, and standards from other states or countries defined a
3 rubber content of 15-24 wt.% (Lo Presti, 2013). The weight ratio in these standards is defined as:

$$4 \quad \%wt. = \frac{\text{weight of crumb rubber}}{\text{weight of crumb rubber} + \text{weight of neat binder}} \quad (1)$$

5 In this paper, the authors chose to make two different weight ratios of CR-modified binders, 16.6
6 wt.% and 20.0 wt.% following the above formula. The two rubber-modified binders were made
7 using the “wet-process”: (1) a clean glass beaker was weighted and zeroed on a scale; (2) hot neat
8 binder (preheated to ~ 130°C) was poured into the beaker, and the net weight of the neat binder
9 was recorded (with a precision of ±0.01g) and then the beaker with the neat binder was placed onto
10 a hot plate (temperature set at 190°C); (3) the right amount of crumb rubber according to the
11 designed ratio was weighted; (4) a shear mixer, centered on top of the beaker, was used to stir the
12 hot neat binder, while slowly the crumb rubber particles were added into the hot liquid bitumen.
13 The shear speed of the mixer was set at 600 rpm, and the mixing process lasted for almost 60 mins.
14 The height of the mixer blades was adjusted at 20 mins and 40 mins after the beginning of the
15 mixing process to achieve a more uniform mix as the volume of the binder increased.

16 To prepare the samples to be exposed to UV rays, the ASTM D1669 Standard “Practice for
17 Preparation of Test Panels for Accelerated and Outdoor Weathering of Bituminous Coatings” was
18 used with some modifications (Zadshir *et al.*, 2018). For this paper, three types of samples were
19 prepared; one for running Fourier-transform infrared spectroscopy (FTIR) test, and the other two
20 of similar design yet with different thicknesses for running dynamic shear rheometer (DSR) and
21 Nanoflash, as shown in Figure 1. The neat and the rubber-modified samples were then poured onto
22 the aluminum plates that were covered with UV resistant tape and heat pressed to reach the desired
23 thickness. One set of all the samples were kept at room temperature as the reference (Unaged

1 samples) whereas, the other set was inserted inside a weathering chamber so that the specimens
2 could be exposed to the UV rays (Aged samples).



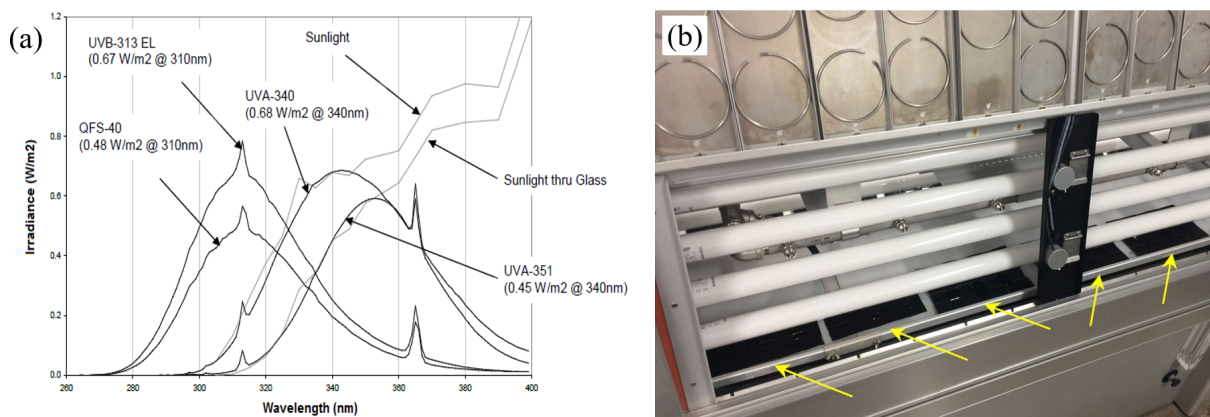
3
4 **Figure 1 a) Prepared samples for FTIR with a dimension of 1.27 cm×0.63 cm (0.5 in×0.25**
5 **in); b) prepared samples for DSR and Nanoflash, with a dimension of 3.17 cm×3.17 cm**
6 **(1.25 in×1.25 in).**

7

8 **UV Aging: QUV Accelerated Weathering Tester**

9 The samples are conditioned in a QUV Accelerated Weathering Tester, which resembles the
10 damage caused by weather and ultraviolet (UV) rays of sunlight (Figure 2a). In this instrument,
11 fluorescent UV lamps simulate the wavelength of sunlight. The QUV can accelerate effects due to
12 UV rays and weathering condition in a few days that will actually happen in months or years of
13 outdoor exposure. It uses alternating cycles of UV, moisture (if selected), and condensation at
14 controlled elevated temperatures to expose the samples to weathering conditions. The UVA-340
15 lamp with a peak emission of 340 nm provides the best simulation of the sunlight in the critical
16 short wavelength region from 365 nm down to the solar cutoff of 295 nm (Figure 2a). In this study,
17 the ASTM 4799 standard practice for “Accelerated Weathering Test Conditions and Procedures
18 for Bituminous Materials” was used as a reference. The samples were placed at the bottom of the
19 instrument (Figure 2b) and were exposed to 100 hours of UV aging with a radiation intensity of

1 0.89 W/m².nm and a reduced temperature of 45°C (i.e., the lowest operating temperature that this
 2 instrument allows). This temperature setting is based on the findings from Zeng et al. (2015) that
 3 the influence of temperature can be neglected if it is below 50°C. Each cycle included 8 hours of
 4 UV light followed by 4 hours of rest period, simulating the nighttime. After the conditioning was
 5 finished, the samples were removed from the QUV instrument and used for running the FTIR,
 6 DSC, Nanoflash, and DSR tests.



8
 9 **Figure 2 a) Comparison of UV lamps wavelength with sunlight; b) neat and rubber-**
 10 **modified asphalt samples in the QUV tester.**

12 **Fourier-Transform Infrared Spectroscopy (FTIR)**

13 The Thermo Scientific Nicolet iS50 FT-IR Spectrometer was used to acquire the spectra of each
 14 sample to study changes in their chemical functional groups due to the addition of rubber particles
 15 and the UV aging. For unaged samples, a small amount of materials was taken from random
 16 locations of the container in which the samples were stored. For UV aged samples, a thin layer
 17 (less than 1 mm) of material was taken from the very top surface of the thin films with a sharp
 18 razor (Zeng *et al.*, 2018). The spectra were recorded from 4000 cm⁻¹ to 400 cm⁻¹ using ATR-FTIR

1 with an average of 32 scans at 4 cm^{-1} resolution and background scans were subtracted before each
2 measurement. All spectra were analyzed using the Essential FTIR v3.50.169 from Operant LLC.
3 Manual baseline correction with a cubic spline was applied to all spectra in comparison. Multiple
4 measurements were carried out for each sample for statistical analysis.

6 **Differential Scanning Calorimetry (DSC)**

7 Changes in the thermal properties (e.g., specific heat capacity C_p and glass transition temperature
8 T_g) of all binders were evaluated using a TA Instruments Q250 Differential Scanning Calorimeter
9 (DSC). For sample preparation, Tzero hermetic pans and hermetic lids were used to hold 10-20
10 mg of samples (including all asphalt binders and the rubber particles as obtained). To evaluate the
11 UV aging effect, a thin film ($< 1\text{ mm}$) of material was taken from the very top surface of the UV
12 aged samples with a sharp razor. No further drying process was applied to the samples before
13 sealing the pan. The modulated DSC (MDSC) function was employed because it provides greater
14 sensitivity than regular DSC, and it allows for differentiating between reversing and non-reversing
15 thermal behaviors in materials (Masson *et al.*, 2002). MDSC heating and cooling curves were
16 obtained at different rates with a modulation period of 60 seconds and an amplitude of $\pm 0.47^\circ\text{C}$.
17 A nitrogen cooling system was used for cooling and the nitrogen gas was purged at a rate of 50
18 ml/min. All samples were subjected to the following thermal cycles: (i) initial rapid cooling: after
19 being equilibrated at 100°C , the samples were cooled to -60°C at a ramp rate of $10^\circ\text{C}/\text{min}$ and then
20 held isothermal for 5 mins; (ii) first heating: -60°C to 100°C at $4^\circ\text{C}/\text{min}$ and then held isothermal
21 for 5 mins; (iii) first cooling: 100°C to -60°C at $4^\circ\text{C}/\text{min}$ and then held isothermal for 5 mins; (iv)
22 second heating: -60°C to 100°C at $4^\circ\text{C}/\text{min}$ and then held isothermal for 5 mins. Specific heat and
23 glass transition temperature were determined from the second heating (i.e., step iv) as this cycle

1 gives a more stable measurement of the sample's thermal property. At least three measurements
2 were conducted for each sample for statistical analysis.

3 **Flash Method to Measure Thermal Properties**

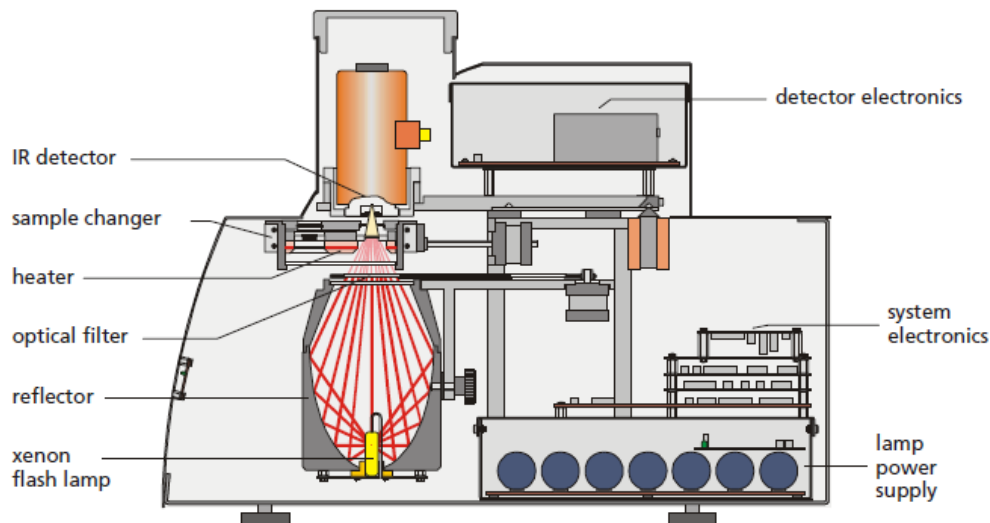
4 In order to measure the thermal conductivity of the samples, the flash method was used. The flash
5 method of measuring thermal diffusivity was first described by Parker in 1961 (Parker *et al.*,
6 1961). Thermal diffusivity α (unit: mm²/s) is a measure of the thermal inertia of a material. It gives
7 an insight into how fast heat is propagated through the medium. Its concept is based on deriving
8 thermal diffusivity from the thermal response of the rear side of an adiabatically insulated infinite
9 plate whose front side is exposed to a short pulse of radiant energy. Several improvements on the
10 model have been made. In 1963 Cowan took radiation and convection on the surface into account
11 (Cowan, 1963). Cape and Lehman considered transient heat transfer, finite pulse effects and also
12 heat losses in the same year (Cape & Lehman, 1963). Blumm and Opfermann improved the Cape-
13 Lehman-Model with high order solutions of radial transient heat transfer and facial heat loss, non-
14 linear regression routine in case of high heat losses and an advanced, patented pulse length
15 correction (Blumm & Opfermann, 2002).

16 In this study, the Nanoflash LFA 447 from Netzsch Instruments was used to perform the
17 measurements (Figure 3) according to the above flash method by following the ASTM E-1461
18 standard. The Nanoflash LFA 447 uses a high-performance Xenon flash lamp to produce the heat
19 pulse on the front of the sample. The pulse width is adjustable between 0.06 ms and 0.3 ms. The
20 measurement of the temperature increase on the rear of the sample is carried out with a liquid-
21 nitrogen-cooled InSb (Indium-Antimonide) infrared detector. Both the detector and amplifier
22 components are designed for measurements with a data acquisition rate of 500 kHz. The
23 temperature in the sample holder is controlled by a furnace and can be set between room

1 temperature and 300°C. A liquid sample holder with a diameter of 12.7 mm designed for low
 2 conductivity materials was used for the measurements. The thickness of the samples was kept
 3 consistent in the range of 1 to 3 mm and was accurately measured. Three shots were applied to
 4 each sample and a suggested gain of 5012 at medium pulse width was used with a 20-second delay.
 5 All analyses were done using the Cowan model with pulse correction. The instrument was first
 6 calibrated with measuring the thermal conductivity of deionized water at 25°C and the results were
 7 within 1% deviation from the literature. Having determined the thermal diffusivity and the specific
 8 heat capacity, it is possible to derive the thermal conductivity of the samples:

$$9 \quad \lambda = \alpha \cdot c_p \cdot \rho \quad (2)$$

10 where α is the thermal diffusivity, c_p is the specific heat and ρ is the bulk density.



11

12

Figure 3 Overview of the Nanoflash LFA 447 apparatus.

13

1 **Dynamic Shear Rheometer (DSR)**

2 To evaluate changes in the rheological properties of the neat binder and rubber-modified binders
3 before and after UV aging at medium to high temperatures, a Bohlin Gemini II dynamic shear
4 rheometer (DSR) from Malvern Instruments was used. This instrument can be operated within the
5 range of room temperature to 300°C, although to run samples at temperatures below 25°C, it needs
6 to be connected to a liquid nitrogen inlet. In this study, an oscillation mode was conducted in
7 accordance with AASHTO T315-10, running a frequency sweep test from 0.1 to 100 rad/s with
8 1% controlled strain in the temperature range of 34°C to 88°C with an increment of 6°C and an
9 accepted tolerance of $\pm 0.1^\circ\text{C}$. A temperature calibration of 300 seconds and an integration time of
10 200 seconds with 5 seconds delay were chosen to make sure the sample has been equilibrated and
11 reached a steady temperature before running the oscillation at each temperature. The ETCPP25
12 parallel geometry plates (25 mm in diameter) were used to perform all tests. The gap size was set
13 to 1mm and a 7% trimming gap was considered (1.070 mm) to produce a bulge after the sample
14 has been trimmed. This is necessary to make sure after trimming, a disk shape geometry is formed
15 to achieve accurate measurements. Master curves were generated using the time-temperature
16 superposition (TTS) principle with a reference temperature of 58°C. From the output file, measured
17 parameters such as complex modulus, complex viscosity, and phase angle were used to analyze
18 the results.

19

20 **Scanning Electron Microscope (SEM)**

21 A Philips FEI (XL20) SEM was used to study the microscopic morphologies of the asphalt binders.
22 Image formation in an electron microscope requires a high vacuum environment. Thus, the drying
23 of samples was a prerequisite for the viewing and obtaining good images in normal high vacuum

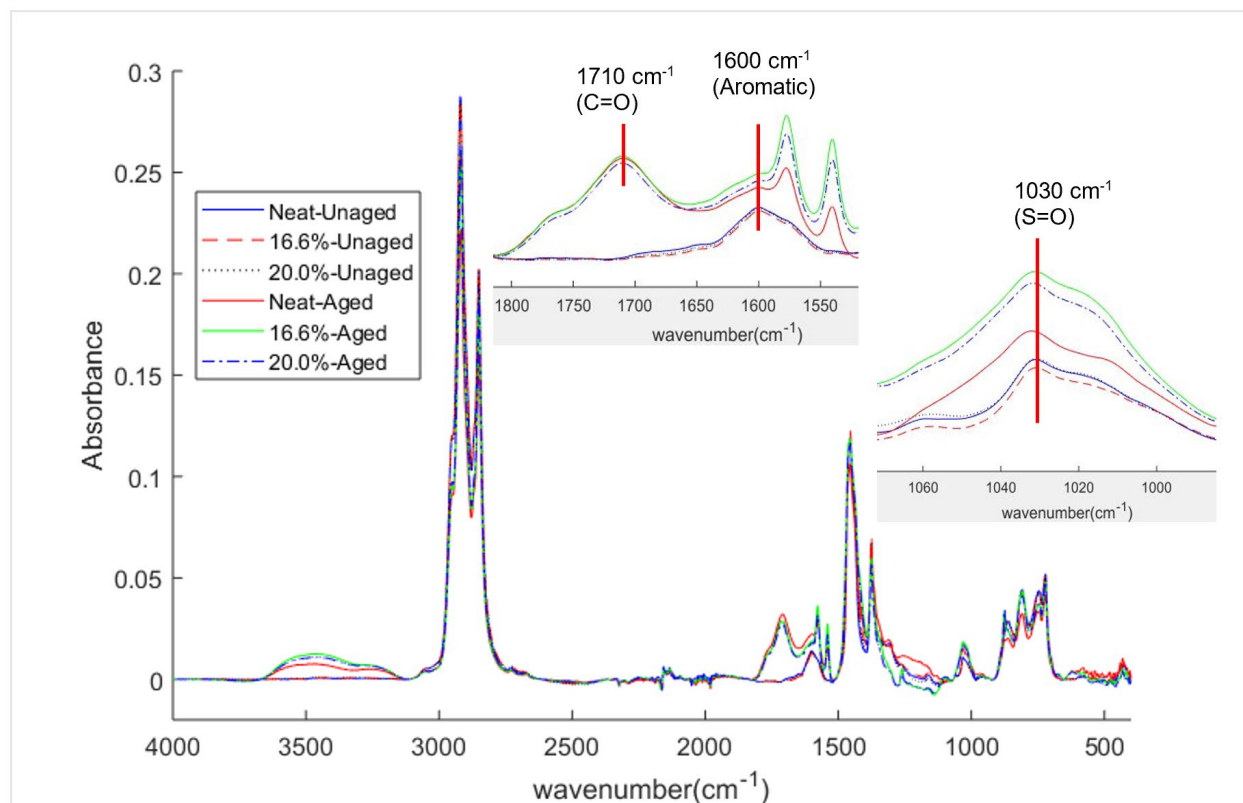
1 SEM system. A rotary and a diffusion pump were used to vacuum-seal the samples at a maximum
2 vacuum level of 1×10^{-4} torr. The metallization process was performed using the aluminum coating.
3 Coating of samples is required to make the samples conductive to avoid charging of electrons as
4 well as to reduce thermal damage and improve the secondary electron signal required for
5 topographic examination in the SEM. Therefore, a thin layer of aluminum (with a thickness of
6 about 8 ± 3 Å) was coated on all samples. It should be noted that the increase in temperature during
7 the coating phase is negligible with respect to the heating generated by the electron beam during
8 SEM scanning.

9

10 **Results and Discussion**

11 **FTIR Results**

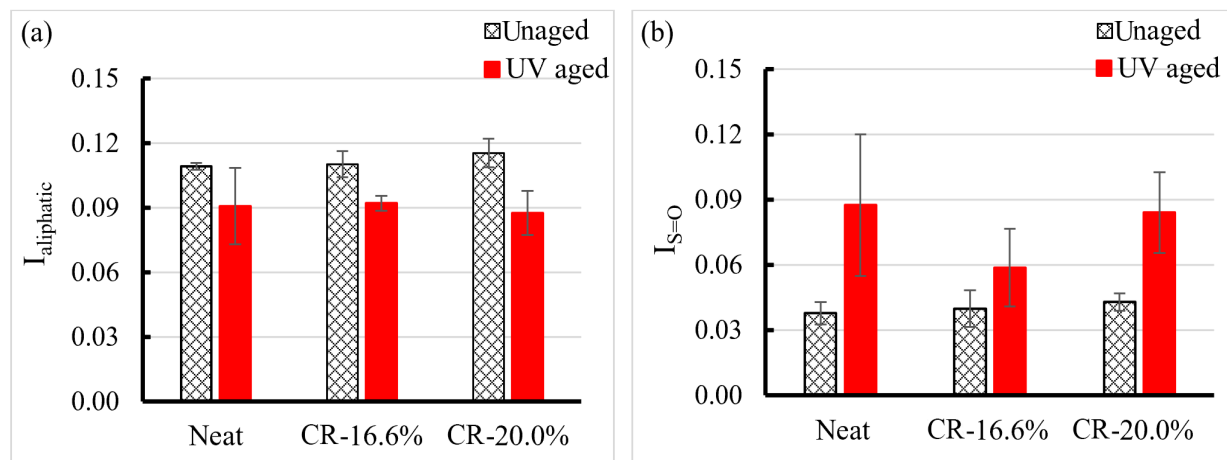
12 FTIR spectra of all six samples are shown in Figure 4 and it seems that the UV aging is the
13 dominant factor causing differences in the spectra. No obvious difference was seen in the IR
14 spectra of the three unaged samples (neat, 16.6% and 20.0% rubber binders), indicating that adding
15 rubber particles did not cause any significant difference in the rubber-modified binders compared
16 with the neat binder.



1
2 **Figure 4 ATR-FTIR spectra of unaged and UV aged neat binder, 16.6% CR-modified**
3 **binder, and 20.0% CR-modified binder. The insets show zoomed-in absorbance peaks at**
4 **1710 cm⁻¹ (C=O), 1600 cm⁻¹ (aromatic groups), and 1030 cm⁻¹ (S=O).**

5
6 After 100 hours of UV aging, a few distinct changes occurred in the IR spectra. For instance, the
7 aromatic stretching vibrations at 1600 cm⁻¹ evolved to be two split peaks at 1577 cm⁻¹ and 1540
8 cm⁻¹. Carboxylic acid C=O stretching (1710 cm⁻¹) appeared in all three UV aged samples. In
9 addition, a broad strong peak in the range of 3200-3550 cm⁻¹ is identified in the three UV aged
10 samples, which is attributed to alcohol/phenol O-H stretching (Lins *et al.*, 2008). These changes
11 in the IR spectra due to UV aging have also been reported in other literature (de Sá *et al.*, 2013;
12 Feng *et al.*, 2013; Mouillet *et al.*, 2008)

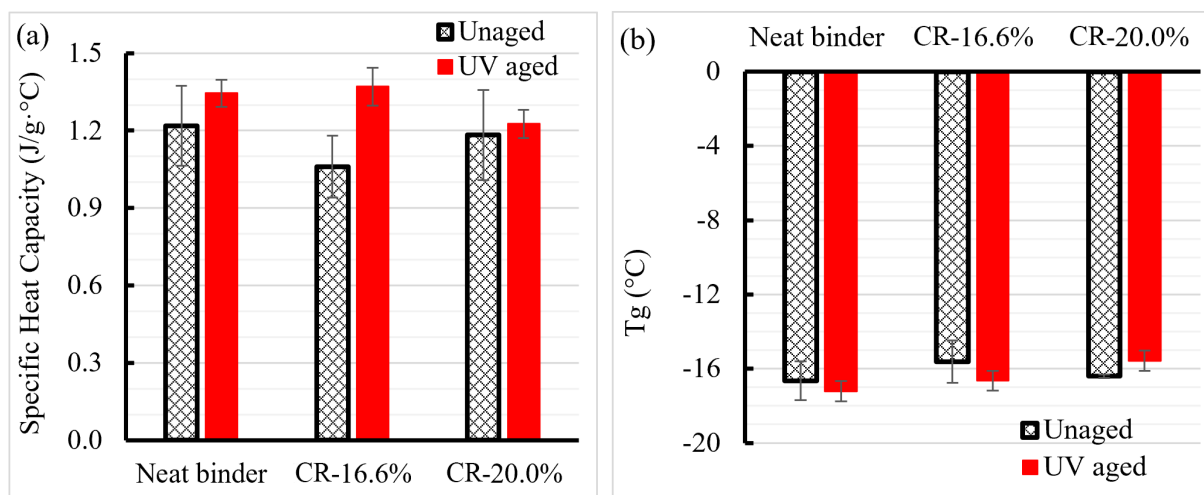
1 For quantitative analysis, structural indices of the aliphatic bond (1376 cm^{-1}) and sulphoxide bond
 2 (1030 cm^{-1}) were calculated to compare their intensity differences due to the addition of CR
 3 particles and UV aging. This is done by normalizing the area under these peaks by the total area
 4 of the spectral bands between 600 cm^{-1} to 2000 cm^{-1}) (Mouillet *et al.*, 2008; Feng *et al.*, 2013).
 5 The aliphatic ($I_{\text{aliphatic}}$) and sulphoxide ($I_{\text{S=O}}$) indices are shown in Figure 5(a) and (b), respectively.
 6 Standard deviations for the two indices are smaller for the three unaged samples than those for the
 7 UV-aged samples. Such a difference is probably due to the challenge in controlling the depth when
 8 scraping the thin layer of material off the surface of the UV-aged samples. The neat-unaged,
 9 16.6%-unaged, and 20.0%-unaged had comparable aliphatic and sulphoxide indices, consistent
 10 with the earlier qualitative comparison. The three UV aged samples had smaller aliphatic indices
 11 and larger sulphoxide indices, indicating that the samples went through oxidation during UV aging.
 12 This is in agreement with other researchers (Mouillet *et al.*, 2008; Feng *et al.*, 2013, Lins *et al.*,
 13 2008). Among all three UV-aged samples, the 16.6%-aged had the smallest sulphoxide index (by
 14 average values). Therefore, it is likely that the 16.6% rubber binder could have better UV aging
 15 resistance than the 20.0% rubber binder in terms of oxidation prevention.



1 **Figure 5 a) aliphatic index, and b) sulphoxide index of unaged and UV aged neat binder,**
 2 **16.6% and 20.0% crumb rubber (CR)-modified binders.**

4 DSC Results

5 Specific heat of all six samples increased slowly as a function of temperature, with a rate of (0.0029
 6 – 0.0035) J/g·°C per Celsius degree in a temperature range 25°C to 40°C (data not shown). Figure
 7 6(a) shows the specific heat of all six samples at 30°C. For unaged samples, adding rubber particles
 8 into neat binder PG 64-22 produced rubberized binders with slightly lower specific heat values on
 9 average. This may be caused by mixing of rubber with the binder where rubber particles with lower
 10 specific heat (i.e., 15% less than that of the unaged neat binder) reduced the specific heat of the
 11 CR-modified binders. Reduction in specific heat capacity for CR-modified binders in relative to
 12 the neat binder found in this study is consistent with findings from Chen et al. (2015) in which
 13 recycled tire rubber was used to improve the heat insulation performance of asphalt binders and
 14 mixtures. However, the specific heat of unaged 16.6% and unaged 20.0% CR-modified binders
 15 did not appear to decrease proportionally with respect to the unaged neat binder (i.e., 0% of CR)
 16 and the reason for this should be investigated in our future work.

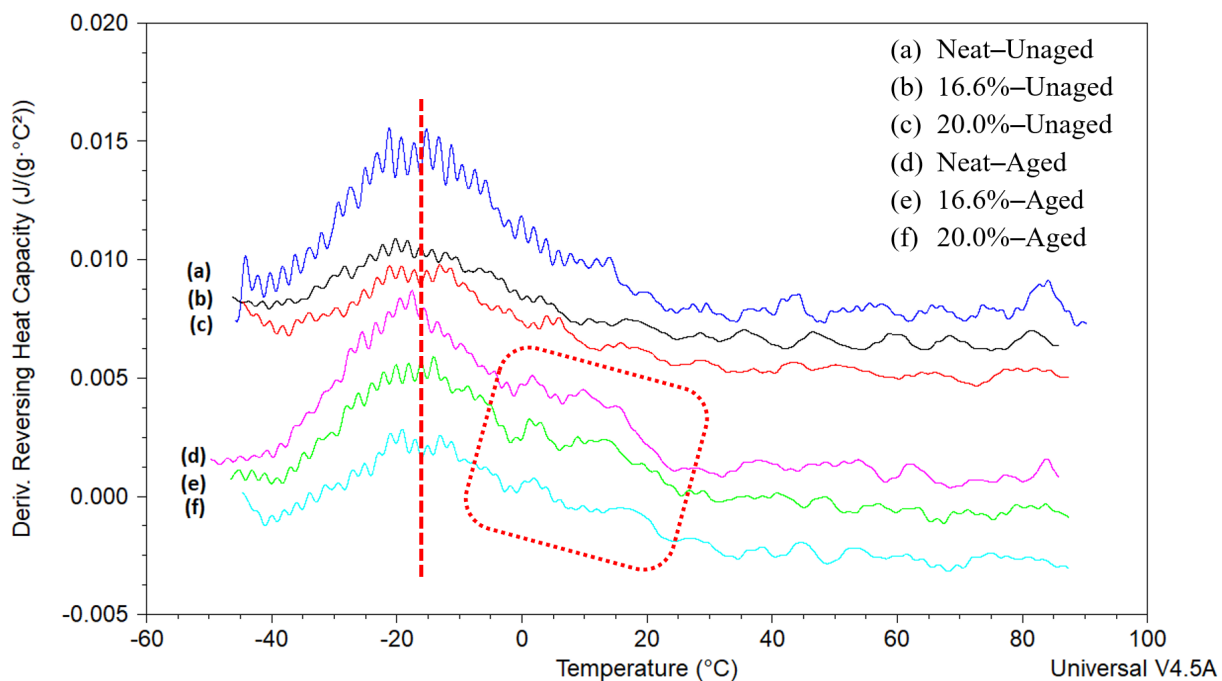


1 **Figure 6 a) specific heat capacity, and b) glass transition temperature of neat binder,**
 2 **16.6% and 20.0% crumb rubber (CR)-modified binders without and with 100-hour UV**
 3 **aging.**

4 After 100 hours of UV aging, interestingly, the specific heat of all three samples increased but to
 5 different extents. Specific heat of UV aged 16.6% increased the most (i.e., by 29% as compared to
 6 its unaged counterpart), and it is also 2% higher than that of the neat-aged on average. The UV
 7 aged 20.0% had the lowest specific heat, 24% smaller than that of the neat-aged on average. It
 8 seems that adding 16.6% CR produced binder with better UV aging resistance as compared to the
 9 neat and the 20.0% CR in terms of specific heat change. However, to answer what weight
 10 percentage of CR produces rubber-modified binders with overall better thermal properties after
 11 UV aging, further evaluation of the thermal conductivity of these samples is required.

12

13



14

1 **Figure 7 The derivative of reversing heat capacity with respect to temperature for unaged**
2 **and UV-aged neat binder, 16.6% and 20.0% CR-modified binders. All six samples showed**
3 **a strong T_g around -16°C (highlighted in the vertical red dotted line). As compared to the**
4 **unaged samples, the UV aged samples displayed secondary T_g s within -5°C to 25°C**
5 **(highlighted in the red rounded rectangle).**

6 Figure 6(b) and Figure 7 show that all samples had a strong glass transition centered around -16°C ,
7 regardless of the sample type or aging conditions. The two rubberized binders (16.6% and 20.0%)
8 had glass transitions at slightly higher temperatures (i.e., the absolute values of T_g is smaller) than
9 that of the neat binder, and this is independent of the aging condition. The higher T_g s in CR-
10 modified binders can be attributed to the stiffening effect of the rubber particles (Lo Presti, 2013).
11 However, adding CR particles into this specific type of neat binder did not likely cause any phase
12 instability issue in the CR-modified binders because the derivatives curves in Figure 8 for samples
13 in both the unaged and UV aged groups follow similar trends. UV aging led to more pronounced
14 secondary weak T_g s within -5°C to 25°C , indicating that chemical incompatibility or phase
15 separation might have occurred in the UV aged samples.

16

17 **Nanoflash Results**

18 Figure 8 shows the thermal conductivity values of all samples measured from the Nanoflash. It
19 can be seen that for both unaged and UV aged samples, the thermal conductivity increases as the
20 temperature increases. However, as compared to the two rubber-modified binders, the neat binder
21 has a larger increasing rate in its thermal conductivity as a function of temperature. Thermal
22 conductivity decreases with an increase in the rubber powder content, with the unaged 20.0%
23 sample having the lowest thermal conductivity. Such a trend can be attributed to the lower

1 conductivity value of the crumb rubber as compared to the neat binder; the same mixture effect as
2 mentioned in the specific heat values measured by the DSC. From the paving practice point of
3 view, the larger the thermal conductivity, the faster the trapped heat in the pavement can be
4 dissipated, thus resulting in less overall thermal cracking. However, the relaxation capability of
5 the pavement should also be considered, since a faster heat propagation in the pavement with low
6 relaxation capability could cause thermal stress and eventually cracking in the pavement.
7 Reduction in thermal conductivity of CR-modified binders could lead to some early age thermal-
8 related distress within asphalt binders. The UV aging effect on thermal conductivity of asphalt
9 concrete using CR-modified binders can provide more insights into distresses in the pavement.
10 After UV aging, the thermal conductivity decreases for pure and rubber-modified samples, as
11 compared to the corresponding unaged samples. This is true for all three temperatures that were
12 measured (i.e., 30°C, 35°C, and 40°C). The neat binder and the 16.6% rubber binder have higher
13 drops after UV aging whereas the 20.0% rubber binder only has a slight reduction after UV aging.
14 To make a more comprehensive evaluation of the thermal properties of the neat binder as well as
15 the CR-modified binders before and after UV aging, the trend in the thermal conductivity
16 (measured from Nanoflash) of the six samples was compared with that of their corresponding
17 specific heat (measured from DSC). It was found that differences in the thermal conductivity
18 among these samples are more significant than those in their specific heat. Therefore, thermal
19 conductivity might be the dominant factor to evaluate the effect of UV aging on binders' thermal
20 properties. In that sense, before UV aging, 16.6% rubber binder has the best thermal performance
21 whereas, after UV aging, 20.0% rubber binder would have a slightly better thermal performance.
22 This is consistent with the anti-oxidation effect of UV absorber modified binder (Ruan *et al.*, 2003;
23 Mouillet *et al.*, 2008; Feng *et al.*, 2013).

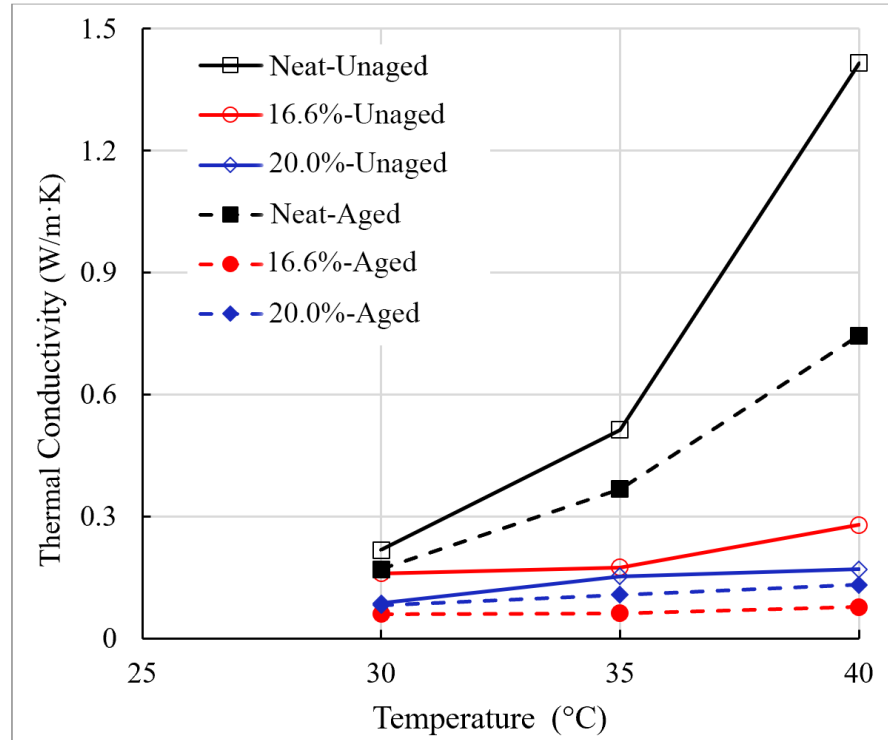


Figure 8 Thermal conductivity results for unaged and UV aged neat binder, 16.6% and 20.0% CR-modified binders at 30°C, 35°C, and 40°C.

DSR Results

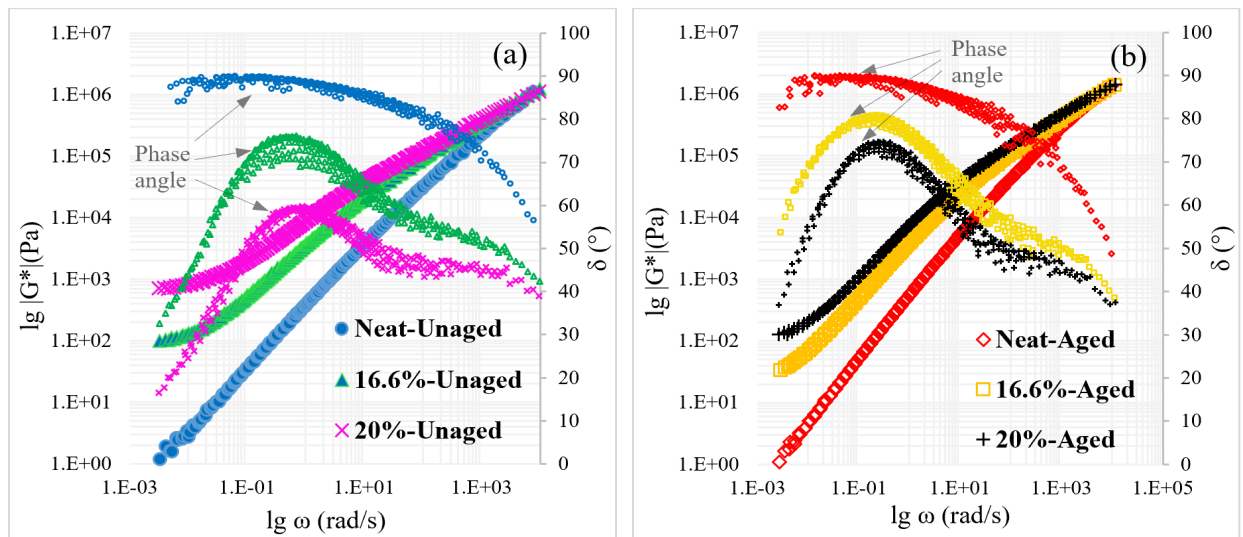
In Figure 9a-c, the complex moduli of samples as a function of reduced angular frequency are shown on a log-log basis. It can be seen that the CR-modified binders have a higher complex modulus at medium and low frequencies (high temperatures), thus, are stiffer than the neat binder.

The binder modified with a higher rubber percentage has a higher complex modulus than the one with a lower rubber percentage and this is true for both unaged and UV aged samples. However, the effect of rubber percentage on complex modulus seems to be smaller in the UV aged samples.

It can be concluded that exposing the samples to UV rays has caused an increase in their complex modulus. For the neat binder, aging caused a 42.3% increase in the complex modulus values (on average of all the frequencies of the master curve), whereas, for 16.6% rubber binder, this change

1 is only 18.2 % increase. For 20.0% CR-modified binder, UV aging causes a 19.0% increase on
 2 average for G^* compared to the unaged samples. Overall, the complex modulus of 16.6% CR-
 3 modified binder was less affected by the ultraviolet exposure, especially at mid and higher
 4 frequencies (low temperatures) compared to both the neat and 20.0% rubber samples. Moreover,
 5 the phase angle as a function of reduced angular frequency curve for the two CR-modified binders
 6 seems to have a bell-shape whereas for neat binder the curve is more of a typical curve. The authors
 7 speculate that this observation is due to the addition of the rubber particles which has formed a
 8 network after swelling inside the asphalt binder and thus, a pseudo-solid behavior is observed. The
 9 aforementioned findings could also be the results of the addition of elastic components (rubber) to
 10 the binder, which begin to act as particulate solid when the base asphalt presents liquid behaviors.
 11 To further verify this inference, the complex viscosity versus complex modulus of all six samples
 12 were plotted and the trends were examined.

13



14

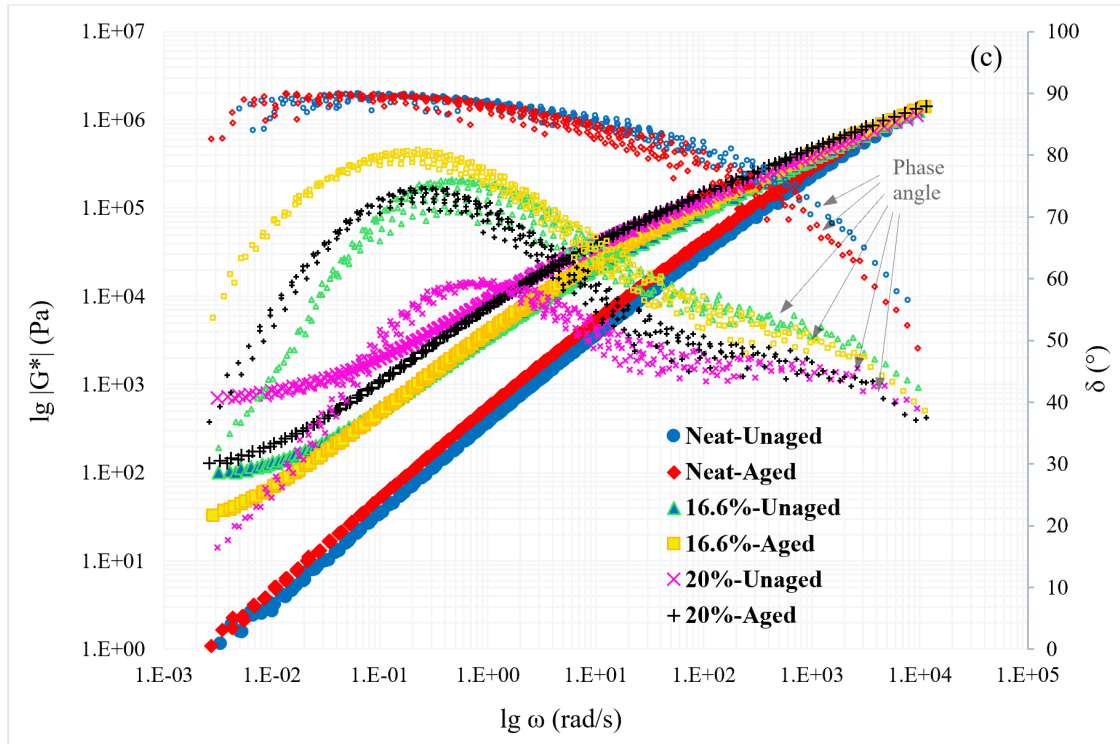
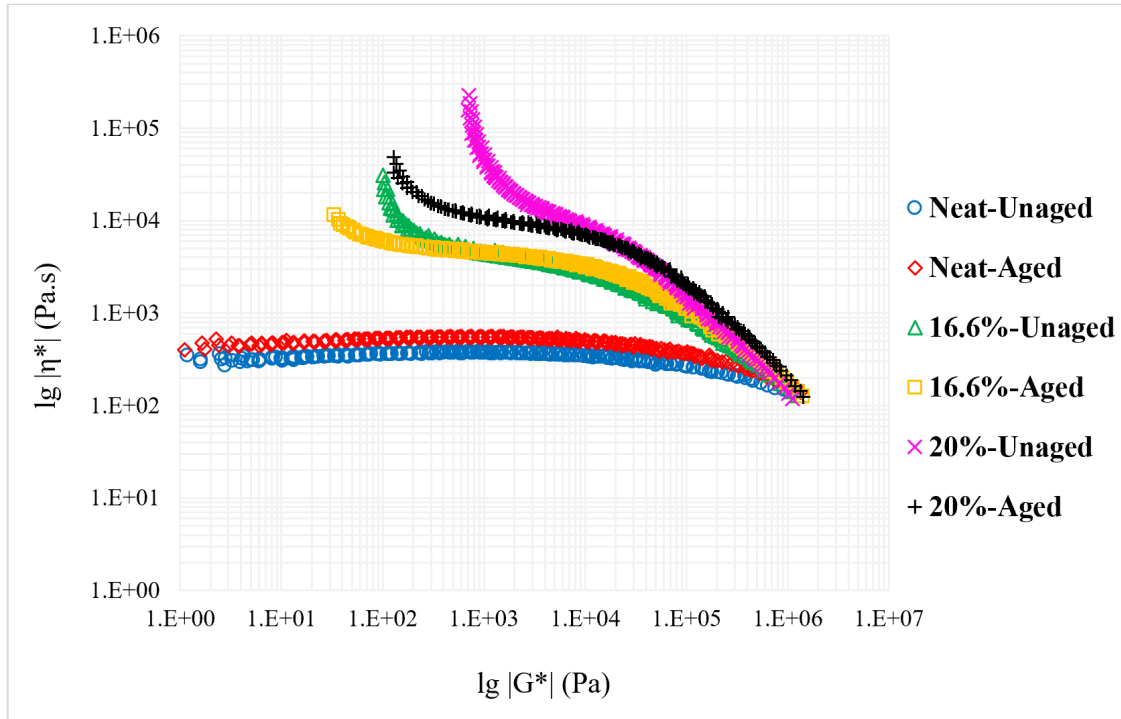


Figure 9 Complex shear modulus and phase angle versus angular frequency.

1
 2
 3
 4
 5 The complex viscosity versus the shear complex modulus curves for all samples is shown in Figure
 6 10. While the measurements for both unaged and aged neat samples show a Newtonian behavior
 7 representing a typical liquid response (Qin *et al.*, 2014b), it is obvious that with the addition of the
 8 rubber, the viscosity diverges and a more sol-gel or pseudo-solid behavior is observed. This
 9 observation can be attributed to the microstructure changes of asphalt binder when rubber particles
 10 are added, and formation of networks or semi-solid structures which alter the temperature
 11 dependence of the samples. These findings are in-line with the complex modulus and phase angle
 12 outputs from the previous part.



1
2 **Figure 10 Complex viscosity as a function of complex modulus.**

3
4 Figure 11 compares the rutting and fatigue parameters before and after UV aging for different
5 percentages of rubber particles. Pavement design requires that asphalt concrete should be stiff
6 enough to resist rutting especially during the early and mid-life of the pavement. With every traffic
7 cycle on the road, loading and unloading happen on the pavement. Part of the work is recovered
8 from the elastic portion of the binder, whereas the other parts are dissipated in the pavement as
9 heating, cracking, and permanent deformation (Guide, 2002). The work being dissipated at
10 constant stress at every cycle can be expressed as:

$$11 \quad W_c = \pi \sigma_o^2 \left[\frac{1}{G^*/\sin \delta} \right] \quad (3)$$

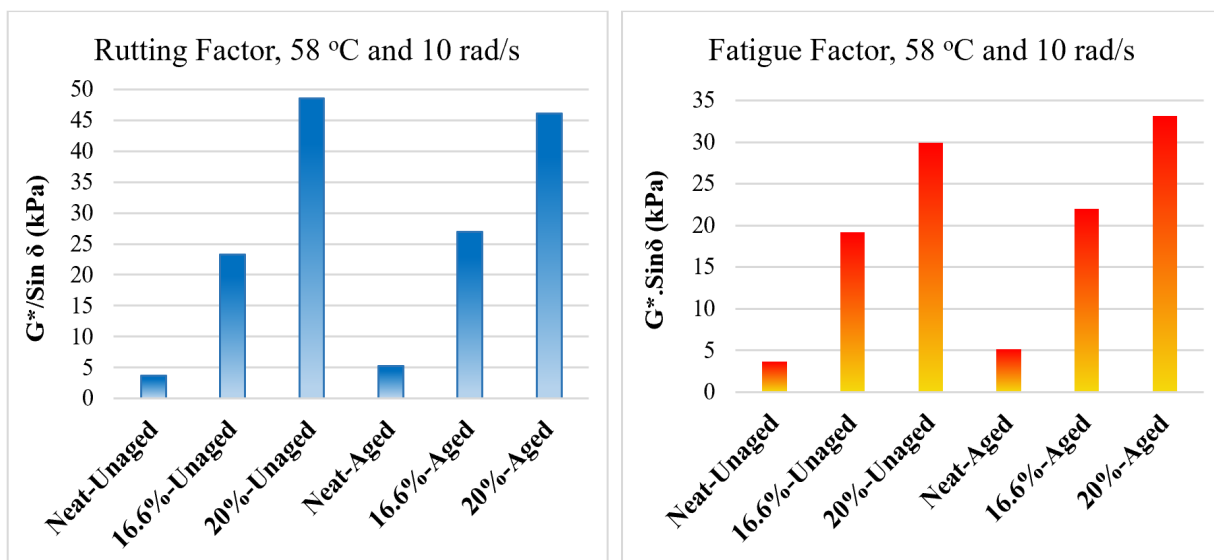
12 In which W_c is the work dissipated per load cycle, σ_o is the applied stress, G^* is the complex
13 modulus, and δ is the phase angle. Therefore, in order to minimize the W_c , the $G^*/\sin \delta$ should be
14 maximized. It is observed that adding rubber particles to the asphalt binder increases the rutting

1 parameter. While for neat and 16.6% rubber samples, UV aging causes an increase in the rutting
 2 parameter, for 20.0% rubber sample, this factor decreases by 5.3%. It seems that for the
 3 experiment, the 16.6% rubber asphalt showed the best rutting performance when subjected to UV
 4 aging.

5 In addition to rutting resistance, an asphalt pavement should be elastic enough to resist fatigue
 6 cracking. The work that is dissipated at a constant strain per each cycle is defined as:

$$7 \quad W_c = \pi \varepsilon_o^2 [G^* \sin \delta] \quad (4)$$

8 In which, W_c is the work dissipated per load cycle, ε_o is the strain during the load cycle, G^* is the
 9 complex modulus, and δ is the phase angle. Here, the lower values of the term $G^* \cdot \sin \delta$ will result
 10 in less fatigue cracking. Figure 11 shows that the neat binder has the lowest fatigue parameter for
 11 both unaged and UV aged samples. Addition of rubber to the binder affects its fatigue performance
 12 in an adverse way significantly. However, for rubber-modified samples, the 16.6% sample has a
 13 lower $G^* \sin \delta$ compared to the 20.0% rubber sample. Overall, considering both rutting and fatigue
 14 factors, it can be concluded that the 16.6% CR-modified binder has the best performance to satisfy
 15 both parameters.




16

1 **Figure 11 Calculated rutting factor and fatigue factor of the samples.**

2


3 **SEM Results**

4 A Scanning Electron Microscope (SEM) with a magnification of 25~500X was used to understand
 5 more thoroughly the influence of UV aging on the microscopic morphology of the neat and CR-
 6 modified binders. The unaged binder (Figure 12) appears to have a single-phase continuous yet
 7 non-uniform structure, and the presence of crumb rubber was not clearly traceable in the images.
 8 After going under UV exposure, interlaced cracks were observed on the surface of the aged
 9 samples (Figure 13). The orthogonal pattern of the cracks in UV aged samples lead to the formation
 10 of rectangular and isolated polygons and it seems that as the rubber percentage increases the size
 11 of the cracks decrease while the cracks form a more organized square shape network. With the
 12 presence of rubber in asphalt, the cracked binder seems to still hold itself together whereas, in the
 13 neat binder, a more brittle structure is observed.



15

16 **Figure 12 Morphology of a) neat binder, b) 16.6% CR-modified binder, and c) 20.0% CR-**
 17 **modified binder before UV aging.**



1
2 **Figure 13 Morphology of a) neat binder, b) 16.6% CR-modified binder, and c) 20.0% CR-**
3 **modified binder after UV aging.**

4 **Conclusions**

5 This research aimed to investigate the effect of simulated ultraviolet (UV) radiation from the
6 sunshine on the asphalt binder containing recycled crumb rubber. To do so, three samples with 0,
7 16.6, and 20 wt. % of crumb rubber were prepared, and their chemical, thermal, rheological, and
8 microscopic morphological properties before and after the UV exposure were characterized and
9 compared. The following findings were achieved:

- 10 1. Addition of rubber did not cause any obvious change in FTIR spectra from both qualitative
11 comparison and the numerical aliphatic index and sulfoxide index. UV aging caused
12 oxidation for all three samples, as evidenced by the reduced aliphatic index and increased
13 sulfoxide index.
- 14 2. The unaged rubber-modified binders had a lower specific heat due to the small specific
15 heat of the CR particles that replaced the corresponding proportion of neat binder. UV
16 aging resulted in higher specific heat values for all three samples, with the 16.6%-aged
17 having the highest specific heat. Addition of rubber made the glass transition shift to a
18 slightly higher temperature, which is attributed to the stiffening effect of the rubber
19 particles to asphalt binder. Yet, no chemical incompatibility was observed when adding the

- 1 CR particles to this specific type of neat binder, which agrees with the FTIR results. All
2 three UV aged samples showed possible secondary glass transitions, indicating that
3 chemical incompatibility or phase separation might have occurred when subjected to UV
4 aging.
- 5 3. Among the three UV aged samples, the UV aged 16.6% CR-modified binder had the
6 smallest sulphoxide index and the highest specific heat.
 - 7 4. Thermal conductivity might be the dominant factor to evaluate the effect of UV aging on
8 the thermal properties of samples, whereas specific heat is the secondary factor. Thus,
9 16.6% rubber binder had a better thermal performance before UV aging whereas 20.0%
10 rubber binder had a slightly better thermal performance when subjected to UV aging.
 - 11 5. Complex moduli of the samples increased after UV aging and this increase was the most
12 for the neat binder and the least for 16.6% CR-modified binder.
 - 13 6. Rutting parameter increased with UV aging in both the neat and the 16.6% rubber samples;
14 however, it decreased by 5.3% after UV aging for 20% rubber-modified sample.
 - 15 7. Fatigue factor increased by the addition of rubber particles and also after UV aging for all
16 the specimens. For 16.6% rubber binder, this increase was less which is more favorable.
 - 17 8. A semi-solid behavior is observed when the CR particles are added to the asphalt binder.
18 This observation is believed to be related to the swelling and formation of a micro-network
19 among the rubber particles.
 - 20 9. Morphological analysis showed that when crumb rubber modified asphalt is exposed to
21 UV aging, cracks are formed in microscale, and the size of the cracks are smaller with
22 higher percentage of rubber, and the presence of rubber seemed to hold the cracked asphalt

1 together, whereas in the neat asphalt after UV aging, the cracked asphalt pieces seemed to
2 be separated from each other.

3

4 **Research Significance**

5 The novelty of this work was to address a type of photo-oxidation –the ultraviolet aging from
6 sunlight– on a mix of asphalt and rubber, which is becoming a more common practice in the asphalt
7 industry as a solution for promoting sustainability and recycling. The new rubber-modified roads,
8 while providing many benefits such as noise reduction of tires, less oxidation, and accordingly
9 longer service life, are more complicated and thus different aspects of them need to be studied.
10 The performance of the pavement under sunlight and the UV rays is one of those aspects that affect
11 the long term behavior of the asphalt. Future works can include other tests on the mixture of
12 aggregates and rubber modified binder to see how an actual mixture with rubber behaves under
13 the photo-oxidation of sunlight.

14

15

16 **Acknowledgment**

17 The authors would like to thank the Carleton Lab managers (Dr. Liming Li, Dr. Adrian Brugger,
18 and Mr. William B. Blanke) and Dr. Fangliang Chen from Schuco USA LLLP for their support
19 and help in this project. Also, the authors show their appreciation to Peckham Industries Inc. and
20 Mr. Bob Yaremko for graciously providing the asphalt binder. The authors are also thankful to Dr.
21 Karen M. Wovkulich at Vassar College for letting us use the FTIR, Dr. Sanat K. Kumar from
22 Columbia University for allowing us to use the DSC, and Professor Andrea Saccani at DICAM,
23 University of Bologna, for his help with performing the SEM analysis. The contents of this paper

1 reflect the view of the authors, who are responsible for the facts and the accuracy of the data
2 presented. This paper does not constitute a standard, specification, or regulation.

3

4 **Reference**

- 5 1. Abdelrahman, M., & Carpenter, S. (1999). Mechanism of interaction of asphalt cement with
6 crumb rubber modifier. *Transportation Research Record: Journal of the Transportation*
7 *Research Board*, (1661), 106-113.
- 8 2. Bahia, H., Zhai, H., & Rangel, A. (1998). Evaluation of stability, nature of modifier, and
9 short-term aging of modified binders using new tests: LAST, PAT, and modified RTFO.
10 *Transportation Research Record: Journal of the Transportation Research Board*, (1638), 64-
11 71.
- 12 3. Blumm, J., & Opfermann, J. (2002). Improvement of the mathematical modeling of flash
13 measurements. *High Temperatures. High Pressures*, 34(5), 515-521.
- 14 4. Cape, J., & Lehman, G. W. (1963). Temperature and finite pulse-time effects in the flash
15 method for measuring thermal diffusivity. *Journal of applied physics*, 34(7), 1909-1913.
- 16 5. Chen, M., Zheng, J., Li, F., Wu, S., Lin, J., & Wan, L. (2015). Thermal performances of
17 asphalt mixtures using recycled tire rubber as a mineral filler. *Road Materials and Pavement*
18 *Design*, 16(2), 379-391.
- 19 6. Cortizo, M. S., Larsen, D. O., Bianchetto, H., & Alessandrini, J. L. (2004). Effect of the
20 thermal degradation of SBS copolymers during the aging of modified asphalts. *Polymer*
21 *Degradation and Stability*, 86(2), 275-282.

- 1 7. Cowan, R. D. (1963). Pulse method of measuring thermal diffusivity at high temperatures.
2 Journal of Applied Physics, 34(4), 926-927.
- 3 8. de Sá, M. D. F. A., Lins, V. D. F. C., Pasa, V. M. D., & Leite, L. F. M. (2013). Weathering
4 aging of modified asphalt binders. Fuel processing technology, 115, 19-25.
- 5 9. Feng, Z. G., Yu, J. Y., Zhang, H. L., Kuang, D. L., & Xue, L. H. (2013). Effect of ultraviolet
6 aging on rheology, chemistry and morphology of ultraviolet absorber modified bitumen.
7 Materials and Structures, 46(7), 1123-1132.
- 8 10. Guide, R. D. (2002). American Association of State Highway and Transportation Officials.
9 Washington, DC.
- 10 11. Huang, S. C., & Pauli, A. T. (2008). Particle size effect of crumb rubber on rheology and
11 morphology of asphalt binders with long-term aging. Road Materials and Pavement Design,
12 9(1), 73-95.
- 13 12. Lewandowski, L. H. (1994). Polymer modification of paving asphalt binders. Rubber
14 Chemistry and Technology, 67(3), 447-480.
- 15 13. Lins, V. F. C., Araújo, M. F. A. S., Yoshida, M. I., Ferraz, V. P., Andrada, D. M., &
16 Lameiras, F. S. (2008). Photodegradation of hot-mix asphalt. Fuel, 87(15-16), 3254-3261.
- 17 14. Lu, X., & Isacson, U. (1998). Chemical and rheological evaluation of aging properties of
18 SBS polymer modified bitumens. Fuel, 77(9-10), 961-972.
- 19 15. Lu, X., & Isacson, U. (2002). Effect of aging on bitumen chemistry and rheology.
20 Construction and Building materials, 16(1), 15-22.

- 1 16. Masson, J. F., Polomark, G. M., & Collins, P. (2002). Time-dependent microstructure of
2 bitumen and its fractions by modulated differential scanning calorimetry. *Energy & Fuels*,
3 16(2), 470-476.
- 4 17. Mrawira, D. M., & Luca, J. (2002). Thermal properties and transient temperature response of
5 full-depth asphalt pavements. *Transportation Research Record*, 1809(1), 160-171.
- 6 18. Medina, J. R., & Underwood, B. S. (2017). Micromechanical shear modulus modeling of
7 activated crumb rubber modified asphalt cements. *Construction and Building Materials*, 150,
8 56-65.
- 9 19. Mouillet, V., Farcas, F., & Besson, S. (2008). Aging by UV radiation of an elastomer
10 modified bitumen. *Fuel*, 87(12), 2408-2419.
- 11 20. Ouyang, C., Wang, S., Zhang, Y., & Zhang, Y. (2006). Improving the aging resistance of
12 styrene-butadiene-styrene tri-block copolymer modified asphalt by addition of antioxidants.
13 *Polymer degradation and stability*, 91(4), 795-804.
- 14 21. Parker, W. J., Jenkins, R. J., Butler, C. P., & Abbott, G. L. (1961). Flash method of
15 determining thermal diffusivity, heat capacity, and thermal conductivity. *Journal of applied*
16 *physics*, 32(9), 1679-1684.
- 17 22. Pietrak, K., & Wiśniewski, T. S. (2014). A review of models for effective thermal
18 conductivity of composite materials. *Journal of Power Technologies*, 95(1), 14-24.
- 19 23. Lo Presti, D. (2013). Recycled tire rubber modified bitumens for road asphalt mixtures: a
20 literature review. *Construction and Building Materials*, 49, 863-881.

- 1 24. Qin, Q., Schabron, J. F., Boysen, R. B., & Farrar, M. J. (2014a). Field aging effect on
2 chemistry and rheology of asphalt binders and rheological predictions for field aging. *Fuel*,
3 121, 86-94.
- 4 25. Qin, Q., Farrar, M. J., Pauli, A. T., & Adams, J. J. (2014b). Morphology, thermal analysis
5 and rheology of Sasobit modified warm mix asphalt binders. *Fuel*, 115, 416-425.
- 6 26. Ruan, Y., Davison, R. R., & Glover, C. J. (2003). The effect of long-term oxidation on the
7 rheological properties of polymer modified asphalts☆. *Fuel*, 82(14), 1763-1773.
- 8 27. Tarefder, R. A., Zaman, M., & Hobson, K. (2003). A laboratory and statistical evaluation of
9 factors affecting rutting. *International Journal of Pavement Engineering*, 4(1), 59-68.”
- 10 28. Wu, S., Han, J., Pang, L., Yu, M., & Wang, T. (2012). Rheological properties for aged
11 bitumen containing ultraviolet light resistant materials. *Construction and Building Materials*,
12 33, 133-138.
- 13 29. Yildirim, Y. (2007). Polymer modified asphalt binders. *Construction and Building Materials*,
14 21(1), 66-72.
- 15 30. Yi-Qiu, T., Jia-Ni, W., XING-YE, Z. H. O. U., & HUI-NING, X. U. (2008). Ultraviolet
16 aging mechanism of asphalt binder. *China Journal of Highway and Transport*, 1(89).
- 17 31. Yu, X., Zaumanis, M., Dos Santos, S., & Poulikakos, L. D. (2014). Rheological,
18 microscopic, and chemical characterization of the rejuvenating effect on asphalt binders.
19 *Fuel*, 135, 162-171.

- 1 32. Zadshir, M., Hosseinnezhad, S., Ortega, R., Chen, F., Hochstein, D., Xie, J., ... & Fini, E. H.
2 (2018). Application of a Biomodifier as Fog Sealants to Delay Ultraviolet Aging of
3 Bituminous Materials. *Journal of Materials in Civil Engineering*, 30(12), 04018310.
- 4 33. Zeng, W., Wu, S., Wen, J., & Chen, Z. (2015). The temperature effects in aging index of
5 asphalt during UV aging process. *Construction and Building Materials*, 93, 1125-1131.
- 6 34. Zeng, W., Wu, S., Pang, L., Chen, H., Hu, J., Sun, Y., & Chen, Z. (2018). Research on Ultra
7 Violet (UV) aging depth of asphalts. *Construction and Building Materials*, 160, 620-627.

8